

US00D507602S

(12) **United States Design Patent**
Siegel

(10) **Patent No.:** **US D507,602 S**
(45) **Date of Patent:** **** Jul. 19, 2005**

(54) **DISPLAY AND HOLDER FOR PENS**

(75) **Inventor:** **Lee M. Siegel, Mt. Laurel, NJ (US)**

(73) **Assignee:** **CRI2000, LP, San Diego, CA (US)**

(**) **Term:** **14 Years**

(21) **Appl. No.:** **29/203,827**

(22) **Filed:** **Apr. 20, 2004**

(51) **LOC (8) Cl. 19-06**

(52) **U.S. Cl. D19/85; D6/460**

(58) **Field of Search D24/230; D19/35,**
D19/36, 65, 75, 77, 78, 81-85, 95, 99,
100; 206/214, 224, 371; 211/69, 69.1-69.9;
D6/457, 459, 460, 461

(56) **References Cited**

U.S. PATENT DOCUMENTS

941,718 A	*	11/1909	Koons	211/69
D121,485 S	*	7/1940	Spaniel	D6/457
D208,283 S	*	8/1967	Cranfill	D6/457
3,456,806 A	*	7/1969	Borston	211/69.5
3,727,771 A	*	4/1973	Hoffman	211/69
D229,997 S	*	1/1974	Hoffman	D6/457

D259,141 S	*	5/1981	Oliver	D24/230
D279,385 S	*	6/1985	Lieberman	D19/77
D298,264 S	*	10/1988	Wang	D19/85
5,076,444 A	*	12/1991	Syms	211/69.5
D325,934 S	*	5/1992	Ramljak	D19/85
D354,989 S	*	1/1995	West	D19/85

* cited by examiner

Primary Examiner—Martie K. Holtje

(74) *Attorney, Agent, or Firm*—Norman E. Lehrer

(57) **CLAIM**

The ornamental design for a “display and holder for pens,” as shown and described.

DESCRIPTION

FIG. 1 is a top front perspective view of a “display and holder for pens” showing my new design; FIG. 2 is a front elevational view thereof; FIG. 3 is a top plan view thereof; FIG. 4 is a bottom plan view thereof; and, FIG. 5 is a view similar to FIG. 1 showing the manner in which the “display and holder for pens” is utilized.

The material shown in phantom in FIG. 5 is for environment only and does not form a part of the design.

1 Claim, 3 Drawing Sheets

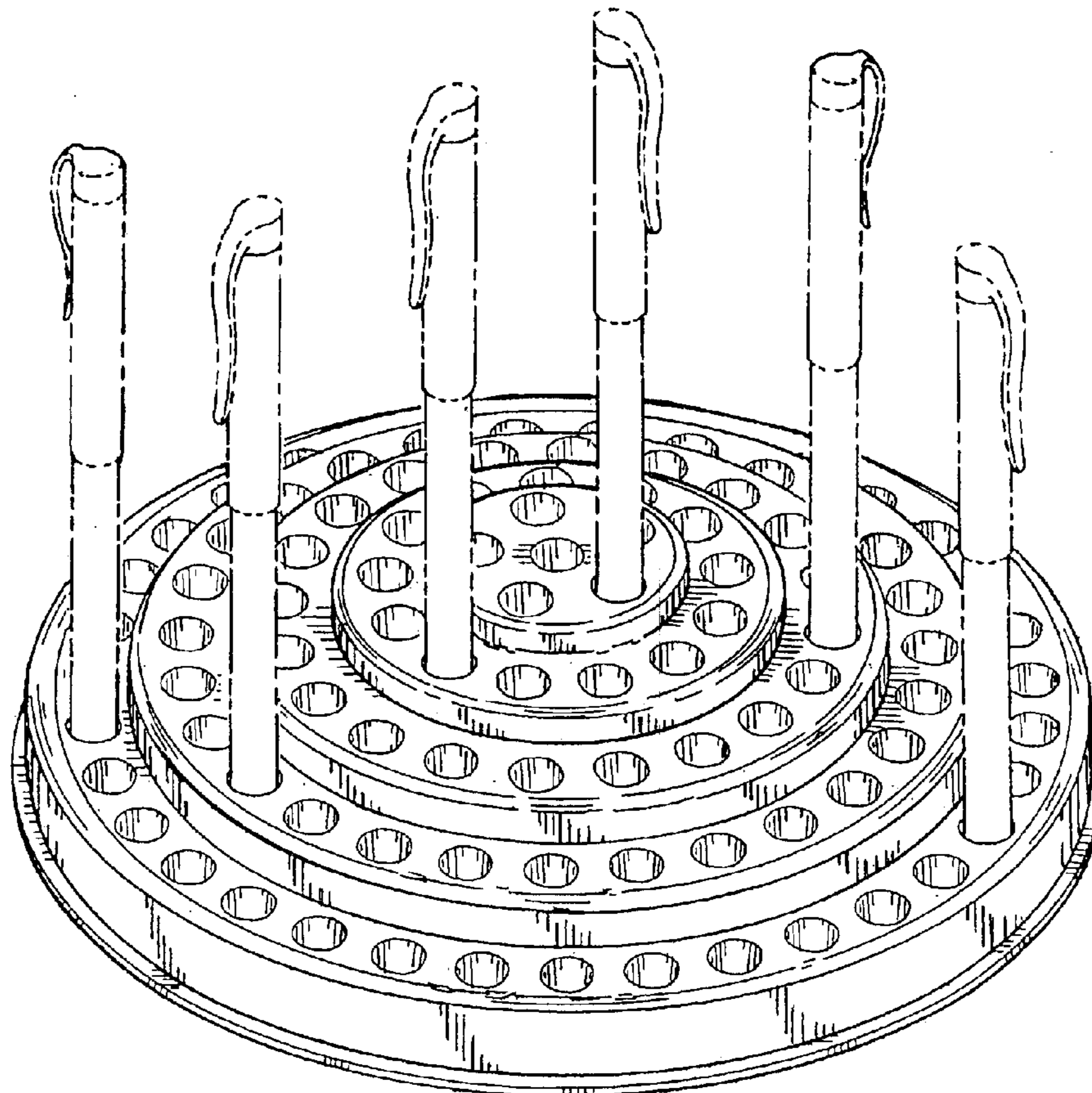


Fig. 1

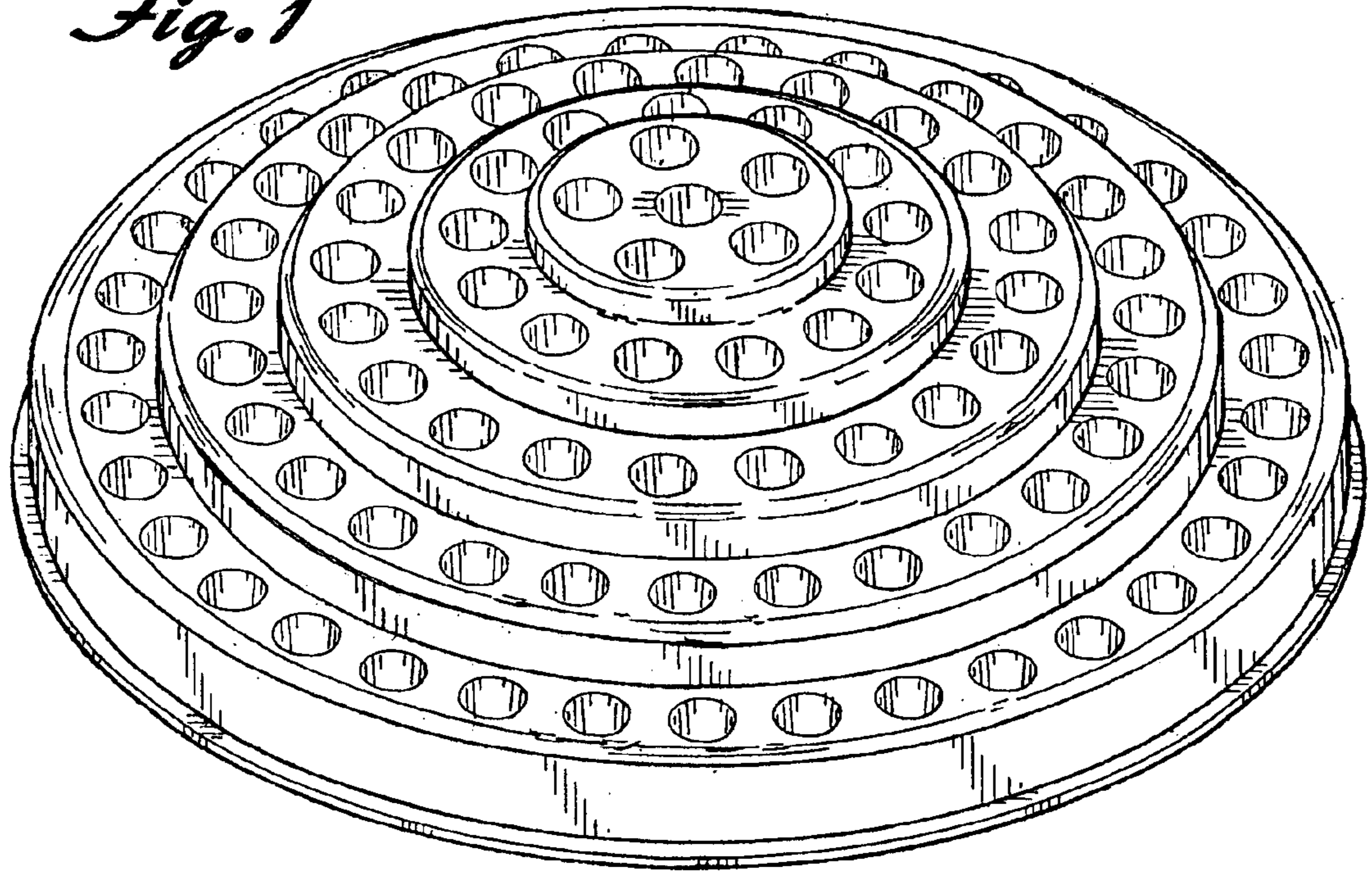


Fig. 3

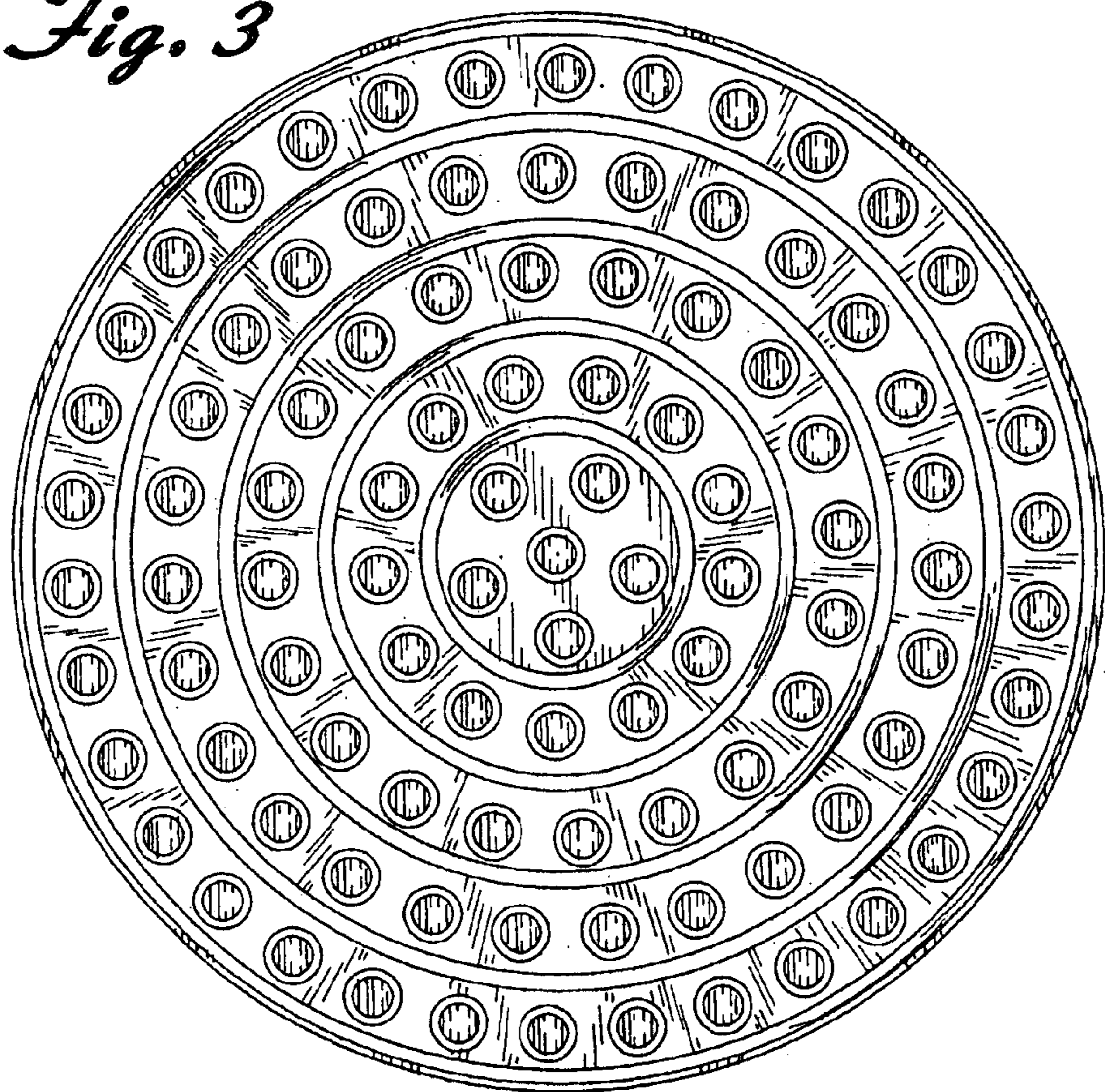


Fig. 2




Fig. 4

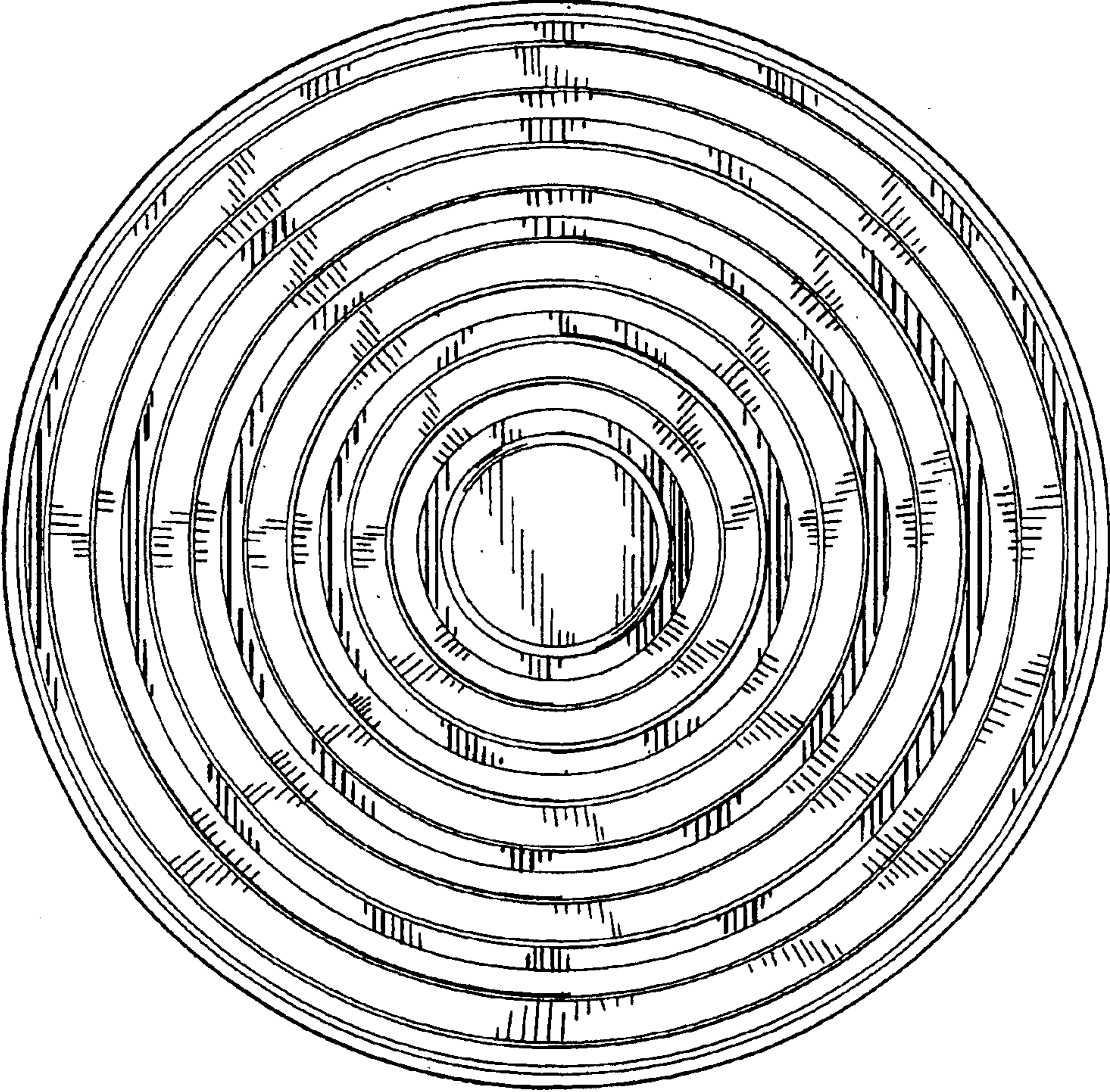


Fig. 5

