



US00D507600S

(12) **United States Design Patent**
Metaxatos et al.

(10) **Patent No.: US D507,600 S**
(45) **Date of Patent: ** Jul. 19, 2005**

(54) **MARKER CAP**

(75) Inventors: **Paul Metaxatos**, Brookline, MA (US);
Steffen Koury, Chelsea, MA (US)

(73) Assignee: **Berol Corporation**, Freeport, IL (US)

(**) Term: **14 Years**

(21) Appl. No.: **29/213,348**

(22) Filed: **Sep. 16, 2004**

Related U.S. Application Data

(63) Continuation of application No. 29/169,110, filed on Oct. 15, 2002, now abandoned.

(51) **LOC (8) Cl.** **19-06**

(52) **U.S. Cl.** **D19/57; D19/48; D19/56**

(58) **Field of Search** D19/35, 36, 41-51,
D19/53-58, 81-85; 401/6, 7, 88, 98, 196,
198, 202, 213, 243-247, 261, 262; 24/10 R,
11 R, 11 P, 11 PP, 11 F, 11 M

(56) **References Cited**

U.S. PATENT DOCUMENTS

D139,904 S	1/1945	Baff	D19/48
D182,925 S	5/1958	Ribas	D19/48
D284,774 S	7/1986	Ludvig et al.	D19/49
D295,537 S	5/1988	Davidson et al.	D19/43
D325,931 S	5/1992	Sekiguchi	D19/43
D329,253 S	9/1992	Sekiguchi	D19/43
D340,947 S	11/1993	Tu	D19/43
D342,087 S	12/1993	Mear et al.	D19/36
5,308,178 A *	5/1994	Jiang	401/202
D369,184 S	4/1996	Collins	D19/51
D413,925 S	9/1999	Reichmann	D19/36
D418,872 S	1/2000	Leibeck	D19/50

D427,240 S	6/2000	Gruosi	D19/47
D456,041 S	4/2002	Cooper et al.	D19/43
D461,204 S	8/2002	Klefbom	D19/36
D461,500 S	8/2002	Cooper et al.	D19/43
D490,849 S	6/2004	Katami	D19/49

OTHER PUBLICATIONS

Undated photograph of Sharpie Twin Tip marker.
Undated photograph of Sharpie Super Twin Tip marker.
Undated photograph of Sharpie Chisel Tip marker.
Undated photograph of Sharpie Fine Point marker.

* cited by examiner

Primary Examiner—Martie K. Holtje

(74) *Attorney, Agent, or Firm*—Marshall, Gerstein & Borun LLP

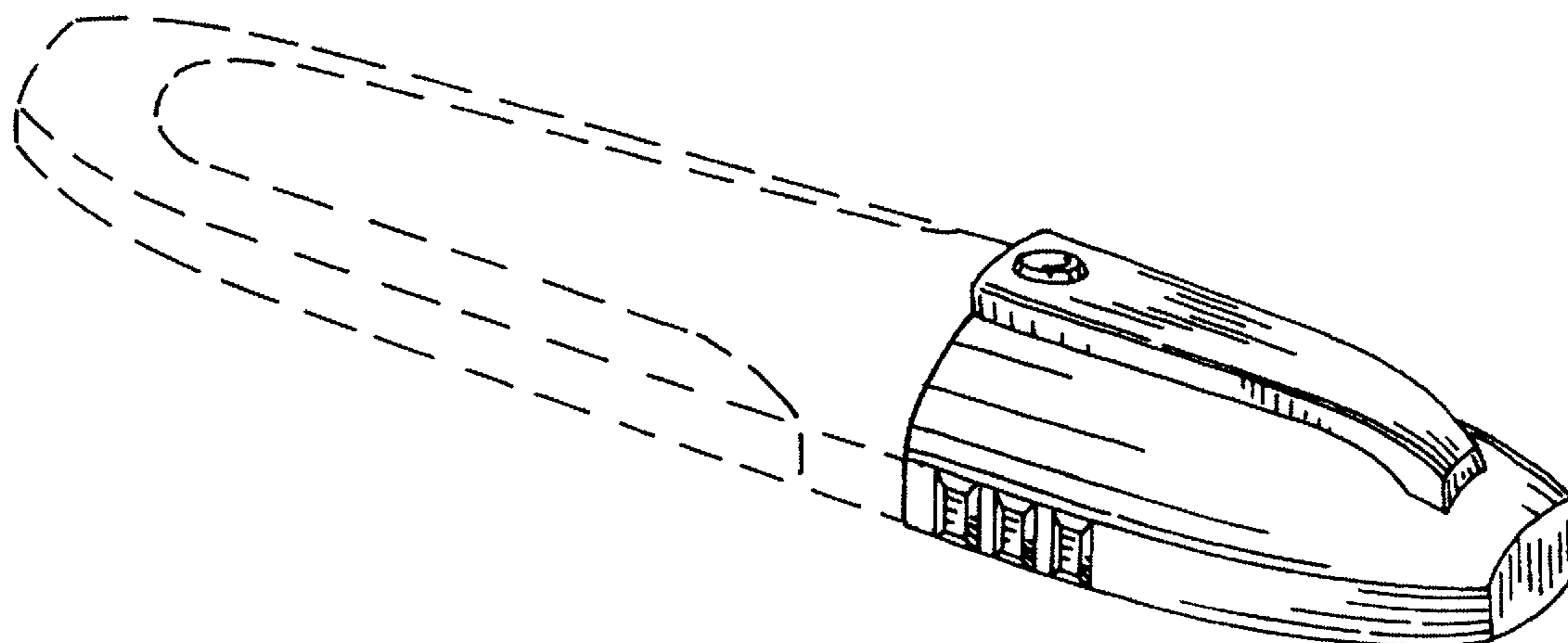
(57) **CLAIM**

The ornamental design for a “marker cap,” as shown and described.

DESCRIPTION

FIG. 1 is a right-side perspective view of a marker cap showing our new design;
FIG. 2 is a right-side elevational view of the marker cap of FIG. 1;
FIG. 3 is a left-side elevational view of the marker cap of FIG. 1;
FIG. 4 is a front view of the marker cap of FIG. 1;
FIG. 5 is a rear view of the marker cap of FIG. 1;
FIG. 6 is a bottom plan view of the marker cap of FIG. 1; and,
FIG. 7 is a top plan view of the marker cap of FIG. 1.
The dashed lines are for illustrative purposes only and form no part of the claimed design.

1 Claim, 4 Drawing Sheets



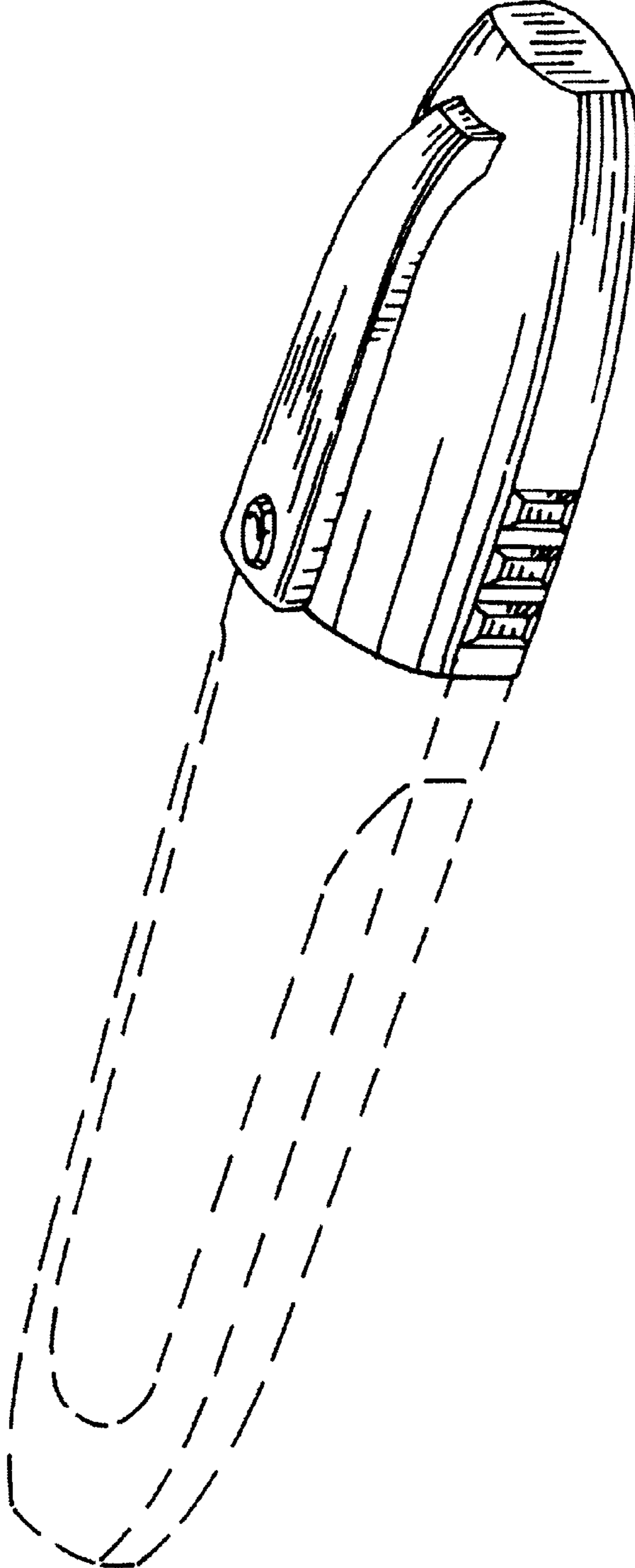


FIG. 1

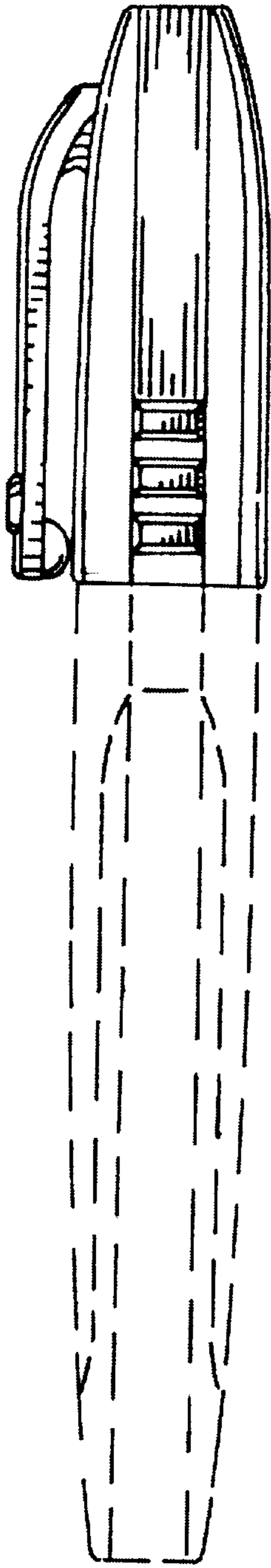


FIG. 2



FIG. 3

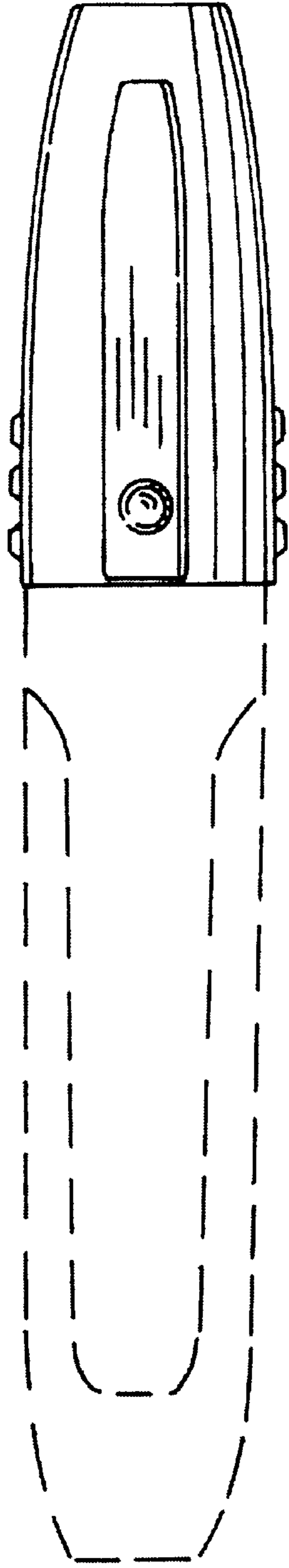


FIG. 4

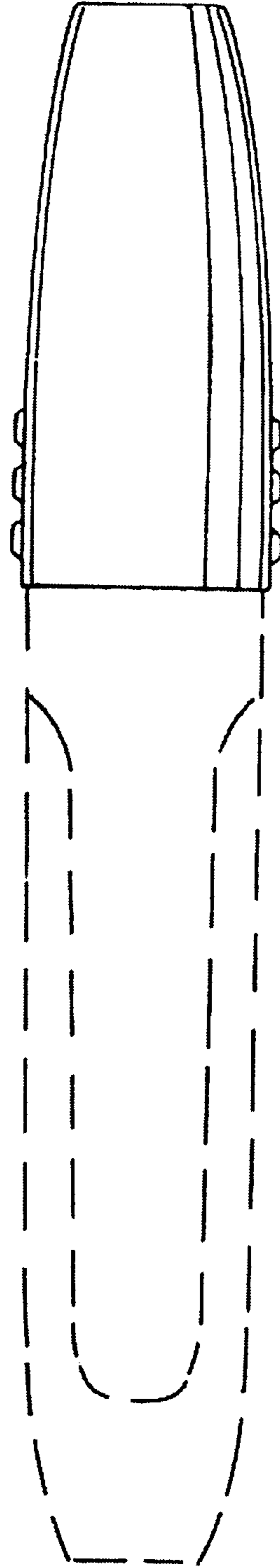


FIG. 5

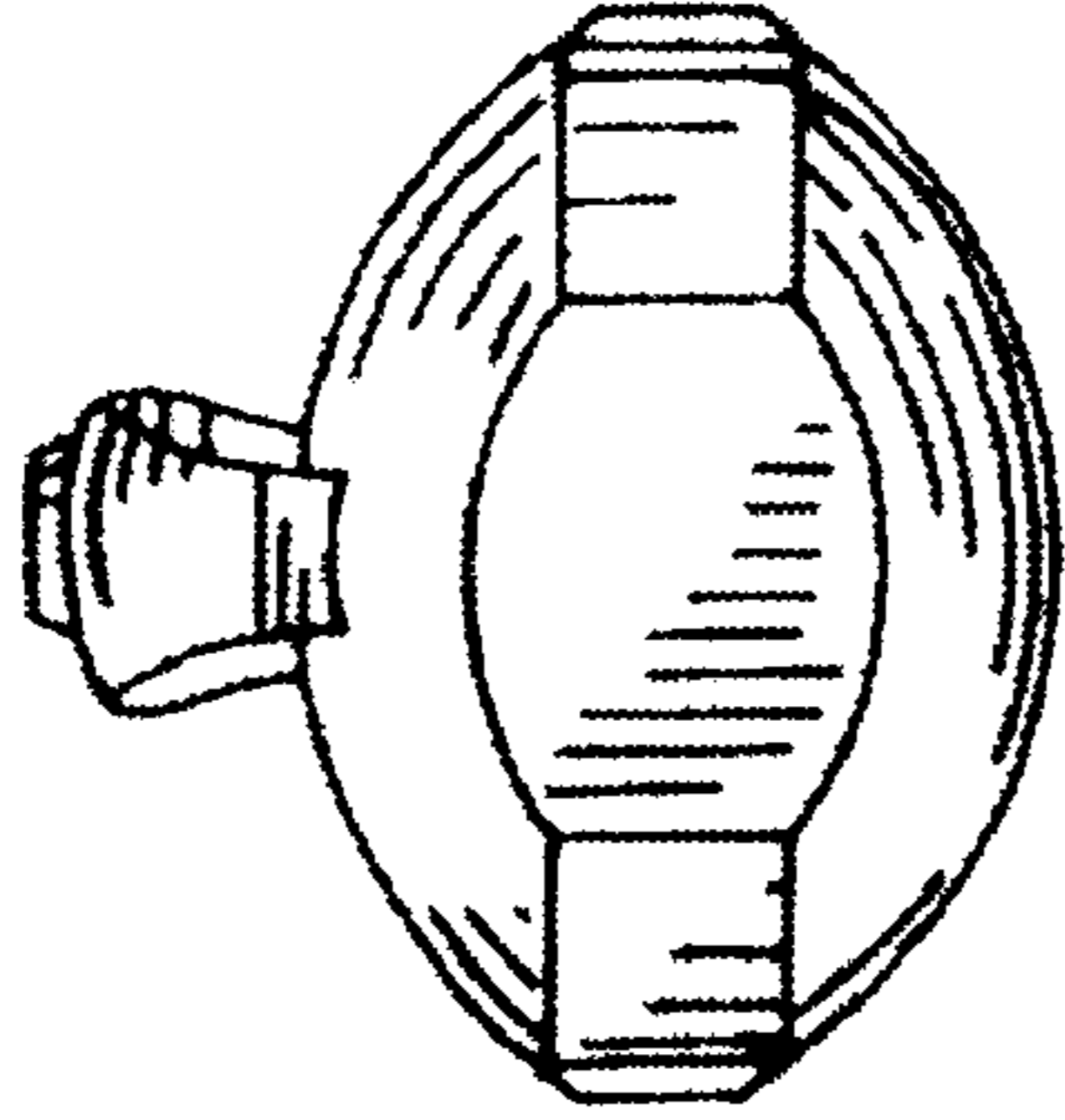


FIG. 6

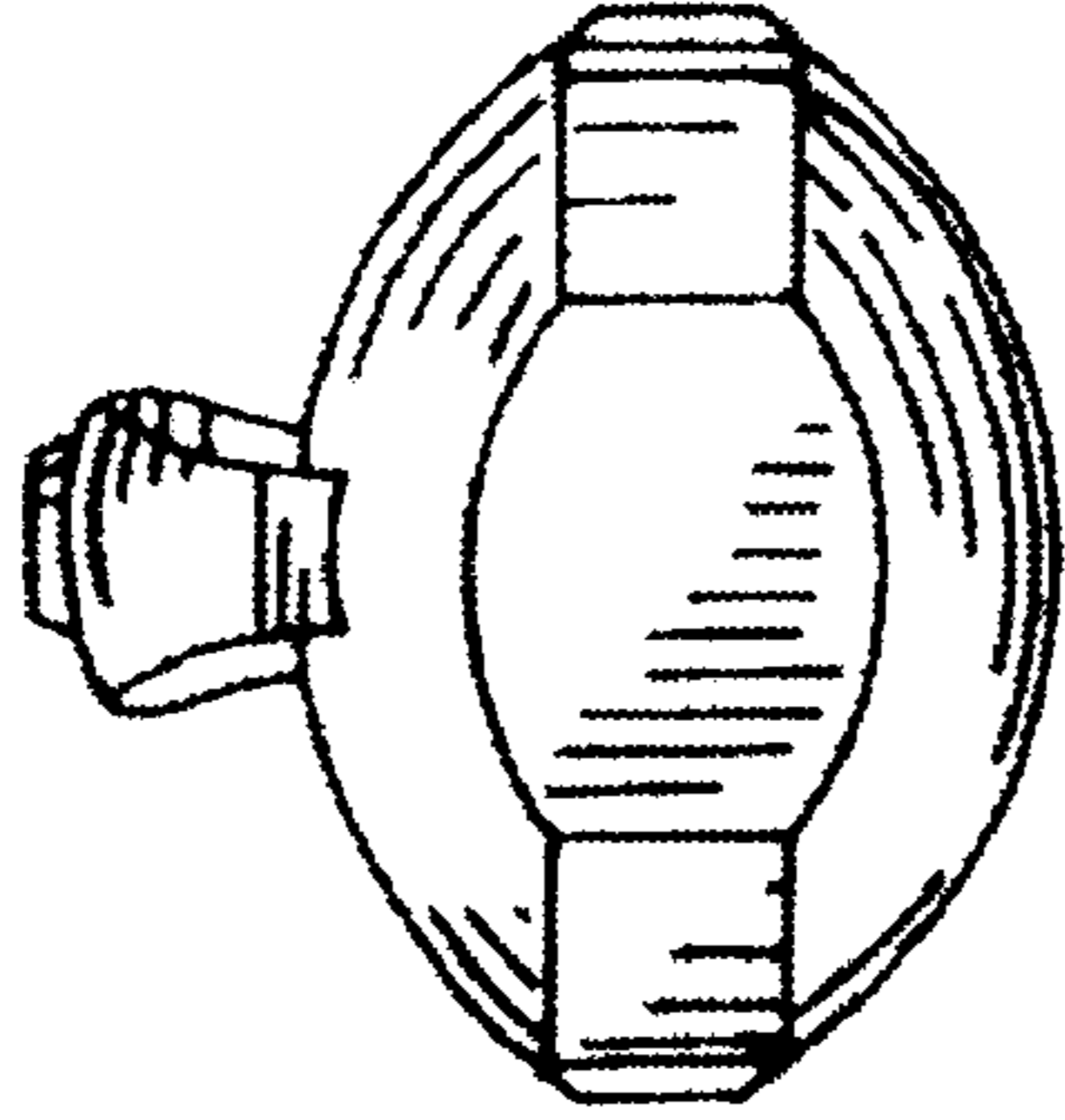


FIG. 7