



US00D507599S

(12) **United States Design Patent**
Qiu

(10) **Patent No.: US D507,599 S**
(45) **Date of Patent: ** Jul. 19, 2005**

(54) **PEN**
(75) **Inventor: Zhiming Qiu, Ningbo (CN)**
(73) **Assignee: Ningbo Beifa Group Co., Ltd., Ningbo (CN)**
(**) **Term: 14 Years**

D453,187 S * 1/2002 Keda D19/48
D463,822 S * 10/2002 Keda D19/48
D464,083 S * 10/2002 Yoon D19/51
D482,067 S * 11/2003 Yang D19/50
D492,348 S * 6/2004 Qiu D19/50
D492,350 S * 6/2004 Morrow D19/55
6,742,953 B2 * 6/2004 Burden et al. 401/195

* cited by examiner

(21) **Appl. No.: 29/216,589**
(22) **Filed: Nov. 5, 2004**

Primary Examiner—Martie K. Holtje
(74) *Attorney, Agent, or Firm*—Christensen O'Connor Johnson Kindness PLLC

(30) **Foreign Application Priority Data**

Jul. 15, 2004 (CN) 2004301505886

(57) **CLAIM**

The ornamental design for a pen, as shown and described.

(51) **LOC (8) Cl. 19-06**
(52) **U.S. Cl. D19/50; D19/55; D19/56**
(58) **Field of Search D19/35, 36, 41-51, D19/53-58, 81-85; 401/6, 7, 88, 99-102, 103-106, 107-110, 111-117, 209; 24/10 R, 11 R, 11 P, 11 PP**

DESCRIPTION

FIG. 1 is a rear right perspective view of a pen showing my new design;
FIG. 2 is a front left perspective view thereof;
FIG. 3 is a bottom plan view thereof;
FIG. 4 is a top plan view thereof;
FIG. 5 is a front elevation view thereof;
FIG. 6 is a right side view thereof;
FIG. 7 is a rear elevation view thereof; and,
FIG. 8 is a left side view thereof.

(56) **References Cited**

U.S. PATENT DOCUMENTS

3,315,395 A * 4/1967 Kirklen 40/334
D444,498 S * 7/2001 Izushima D19/49
6,273,626 B1 * 8/2001 Yazawa 401/6

1 Claim, 4 Drawing Sheets

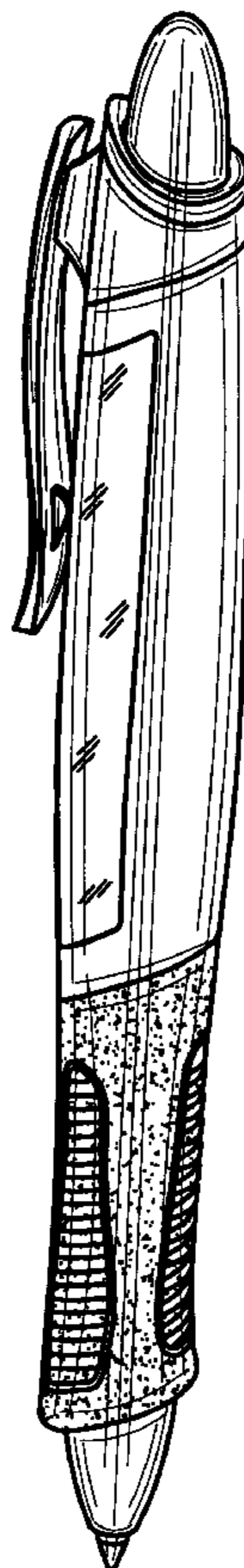


Fig. 1.

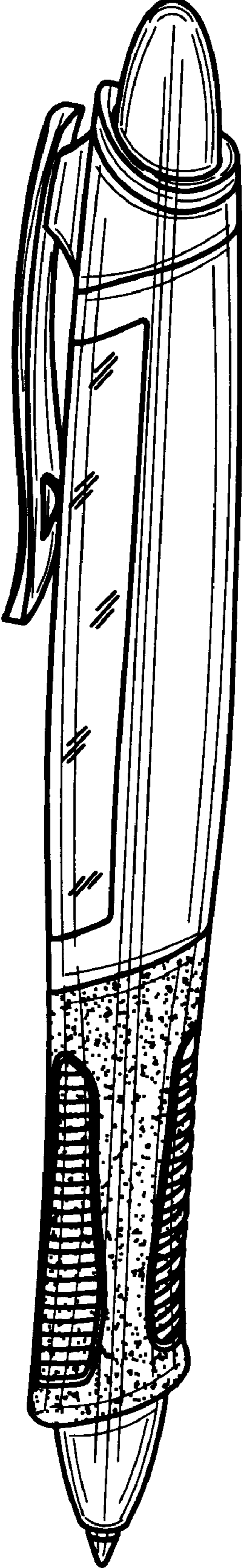


Fig.2.

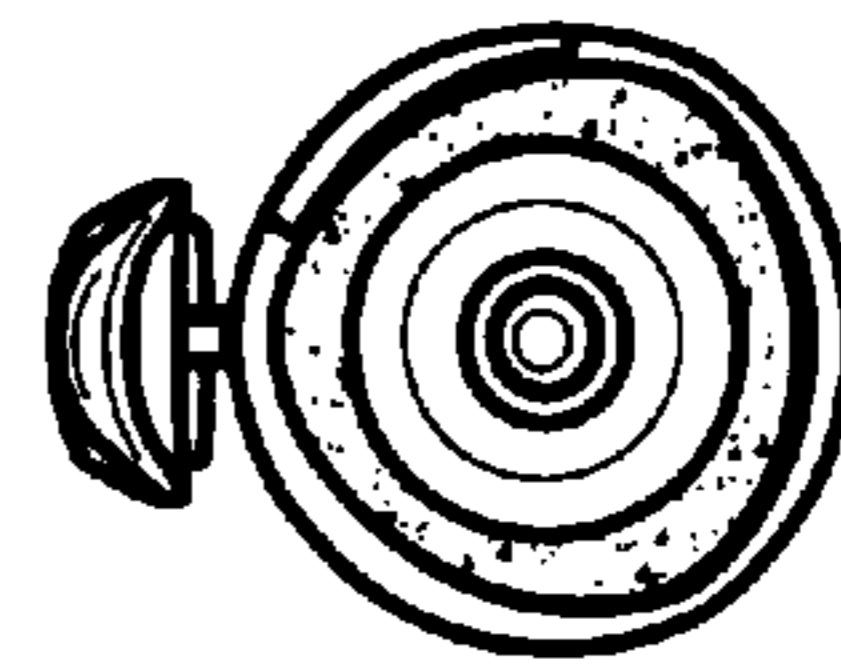
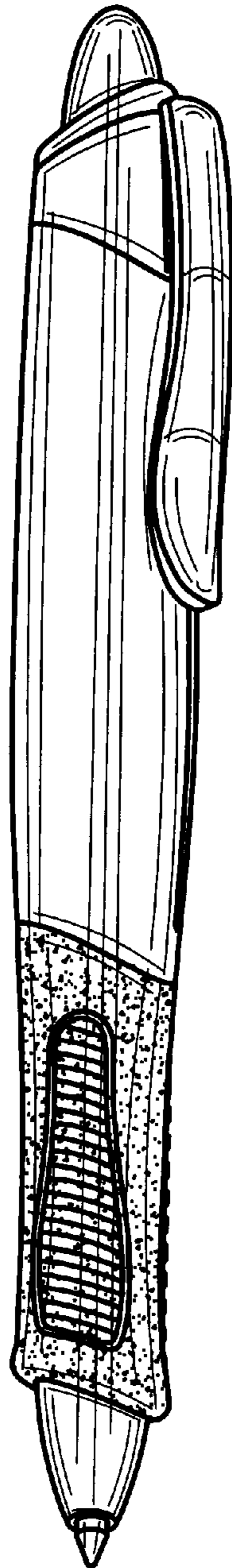


Fig.3.

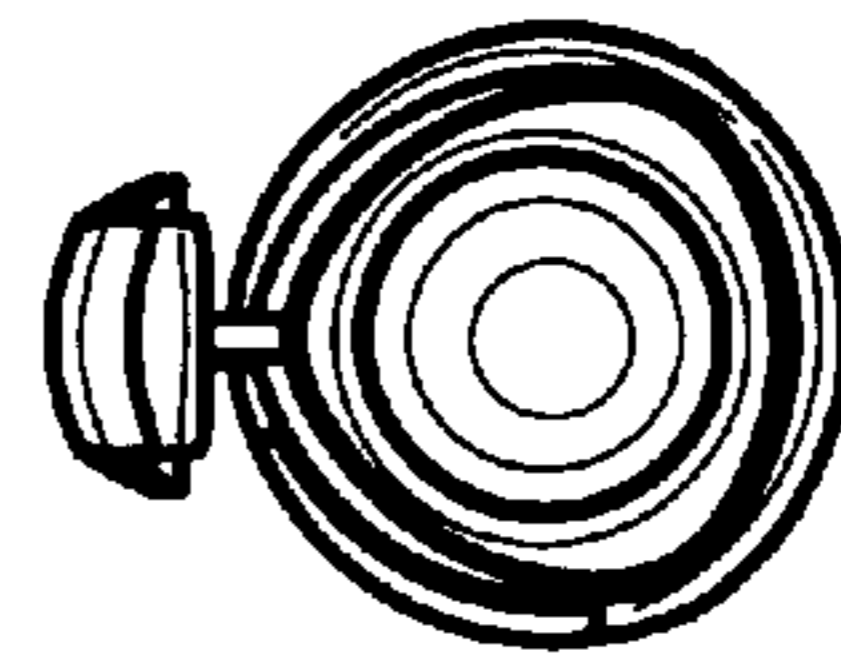


Fig.4.

Fig. 5.




Fig. 6.

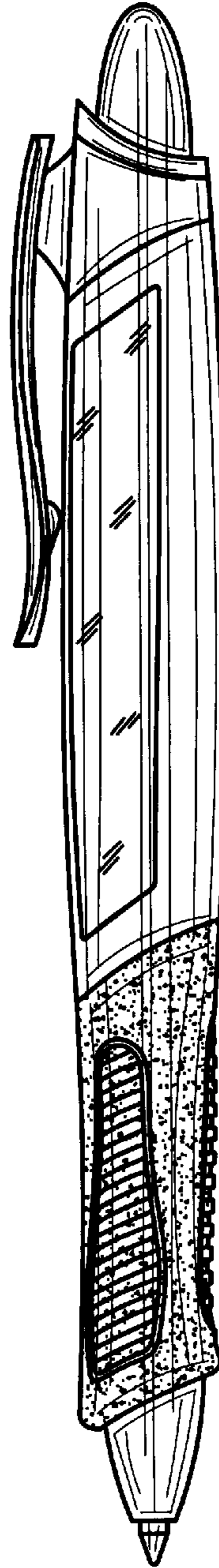


Fig. 7.




Fig. 8.

