

US00D507564S

(12) **United States Design Patent**
Thomsen

(10) **Patent No.: US D507,564 S**
(45) **Date of Patent: ** Jul. 19, 2005**

(54) **BACK COVER FOR A HANDSET**
(75) Inventor: **Marianne Thomsen**, Frederiksberg C (DK)
(73) Assignee: **Nokia Corporation**, Espoo (FI)
(**) Term: **14 Years**
(21) Appl. No.: **29/194,839**
(22) Filed: **Dec. 3, 2003**
(30) **Foreign Application Priority Data**
Jun. 4, 2003 (FI) M20030168

D455,413 S * 4/2002 Lee D14/138
D457,519 S 5/2002 Vuolteenaho et al.
D473,533 S * 4/2003 Tan et al. D14/138
D474,166 S * 5/2003 Burns et al. D14/138
D478,883 S * 8/2003 Jensfelt et al. D14/138
D480,718 S * 10/2003 Dalby D14/248
D481,032 S * 10/2003 Sinclair D14/248
D482,355 S * 11/2003 Dalby D14/248
D483,354 S * 12/2003 Arbisi D14/248
D487,437 S * 3/2004 Ludwig D14/138
D489,364 S * 5/2004 Salmi D14/248
D490,409 S * 5/2004 Mehandjiysky D14/248
D496,919 S * 10/2004 Thomsen D14/138
D496,927 S * 10/2004 Johansson D14/248

(51) **LOC (8) Cl.** **14-03**
(52) **U.S. Cl.** **D14/248**
(58) **Field of Search** D14/137, 138,
D14/218, 147-148, 247-248, 144, 240,
191, 341-347; 379/433.01-433.13, 419,
434, 428.01-428.04, 420.01-420.04, 440;
D10/65, 78; 455/550.1-90.3; D21/517,
329, 331, 333; D13/168, 103, 119; D18/2,
7; 345/168, 169

FOREIGN PATENT DOCUMENTS

WO DM/048 290 9/1999
WO DM/054 803 3/2001
WO DM/064741 * 12/2003

* cited by examiner

Primary Examiner—Jeffrey Asch
(74) *Attorney, Agent, or Firm*—Banner & Witcoff, Ltd.

(56) **References Cited**

U.S. PATENT DOCUMENTS

D408,813 S * 4/1999 Prior D14/138
D410,623 S * 6/1999 Kolinen D13/103
D410,892 S * 6/1999 Prior D13/103
D421,004 S * 2/2000 Curtis D14/138
D421,021 S 2/2000 Curtis et al.
D422,282 S * 4/2000 Curtis D14/248
D423,015 S 4/2000 Curtis et al.
D434,016 S * 11/2000 Hunt D14/138
D434,410 S * 11/2000 Frye et al. D14/248
D436,583 S * 1/2001 Newby et al. D14/138
D451,913 S * 12/2001 Vuolteenaho et al. D14/248
D454,868 S * 3/2002 Vuolteenaho et al. D14/248
D455,412 S * 4/2002 Vuolteenaho et al. D14/138

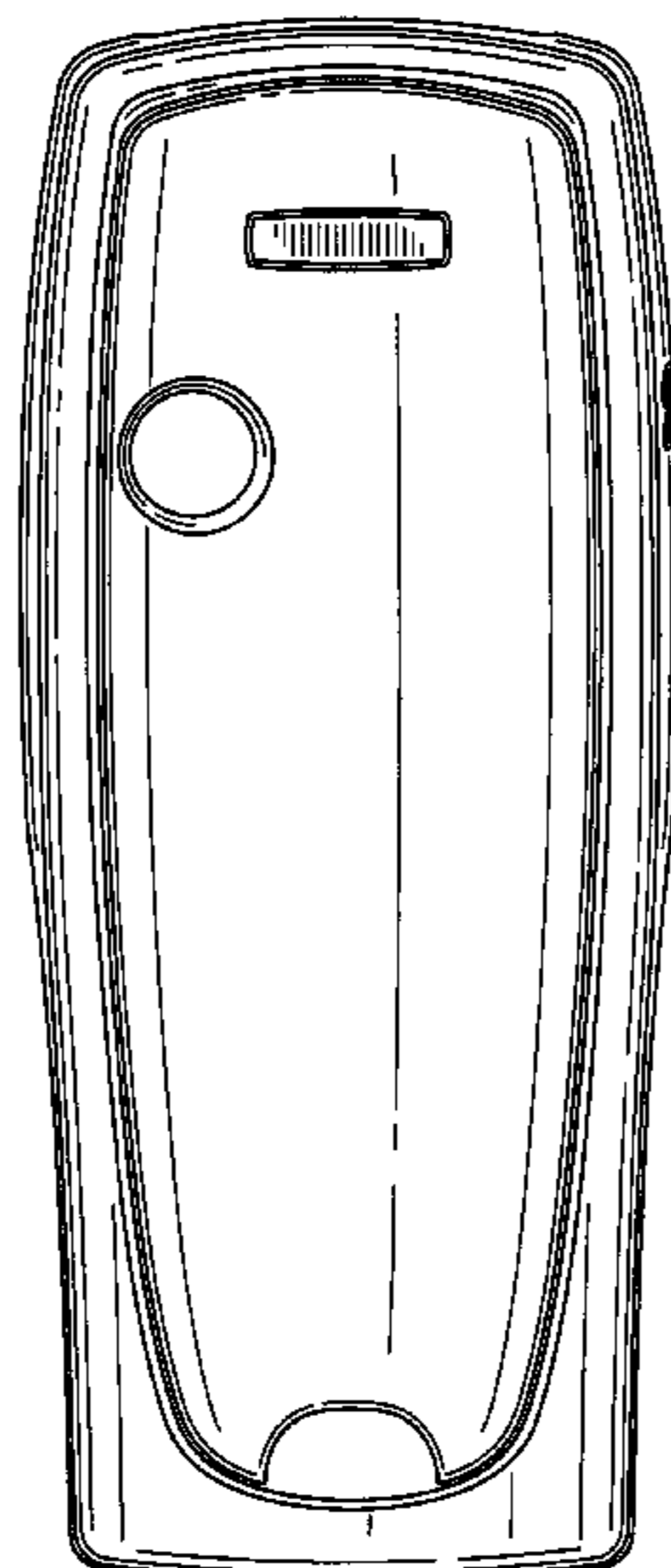
(57) **CLAIM**

The ornamental design for a back cover for a handset, as shown and described.

DESCRIPTION

FIG. 1 is a bottom plan view of a back cover for a handset showing my new design;
FIG. 2 is a right side view thereof;
FIG. 3 is a front view thereof;
FIG. 4 is a left side view thereof;
FIG. 5 is a top plan view thereof; and,
FIG. 6 is a perspective front view thereof.
The broken line showing of the internal surfaces and the extending tabs is for illustrative purposes only and forms no part of the claimed design.

1 Claim, 3 Drawing Sheets



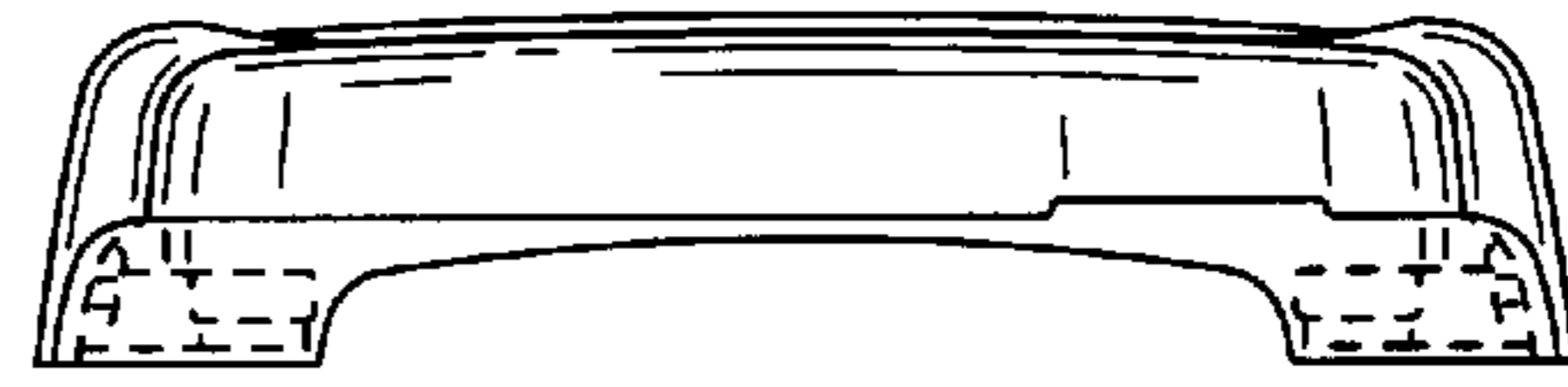


FIG 1

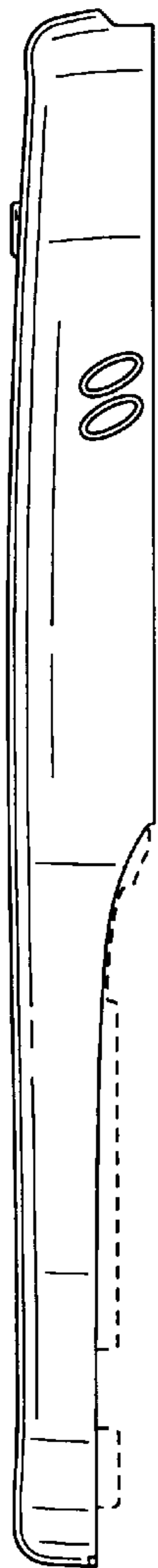


FIG. 2

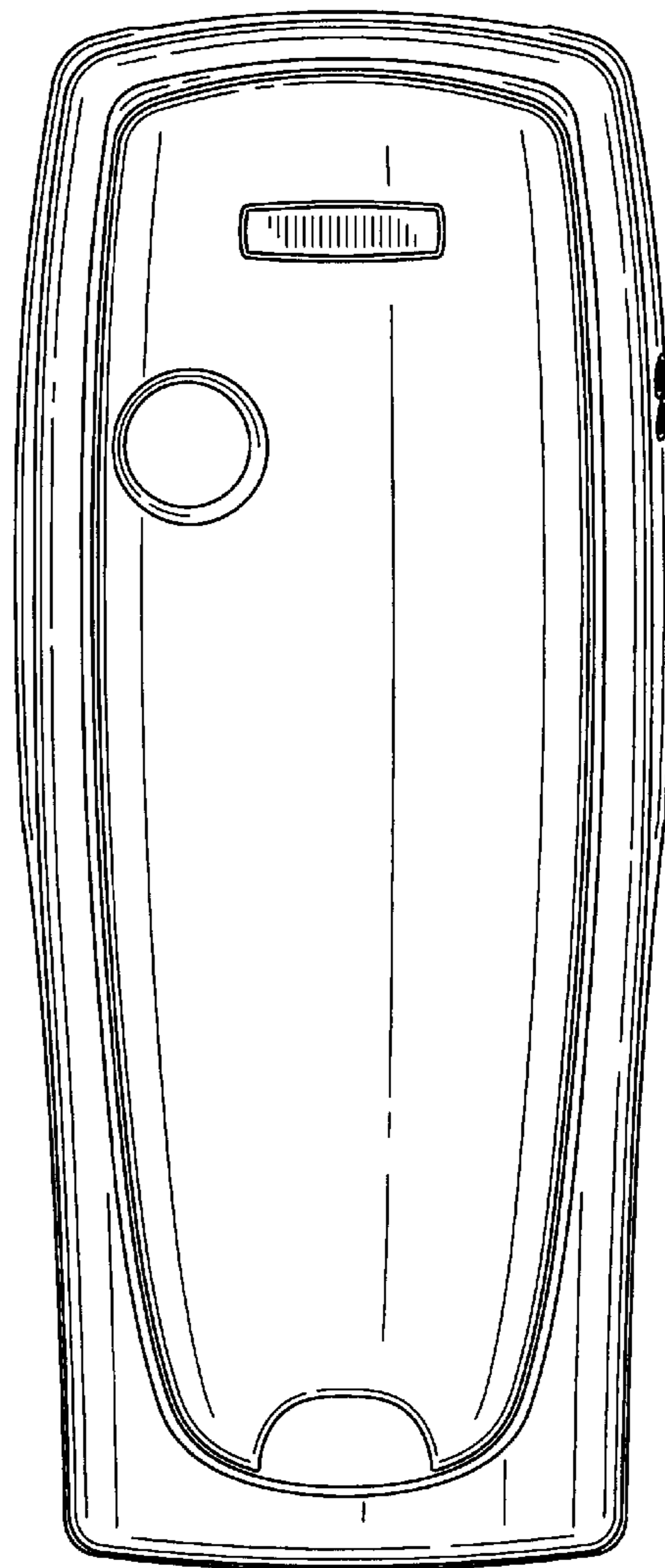


FIG. 3

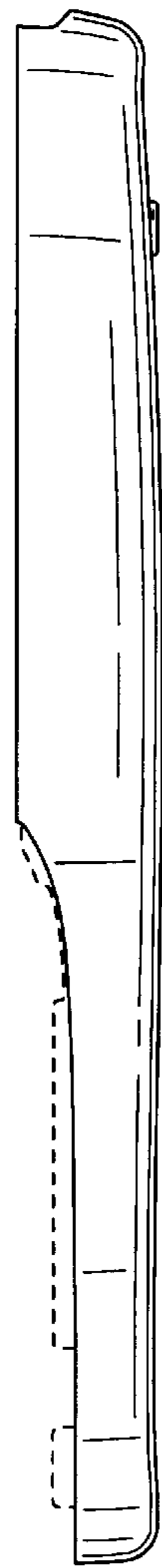


FIG. 4



FIG 5

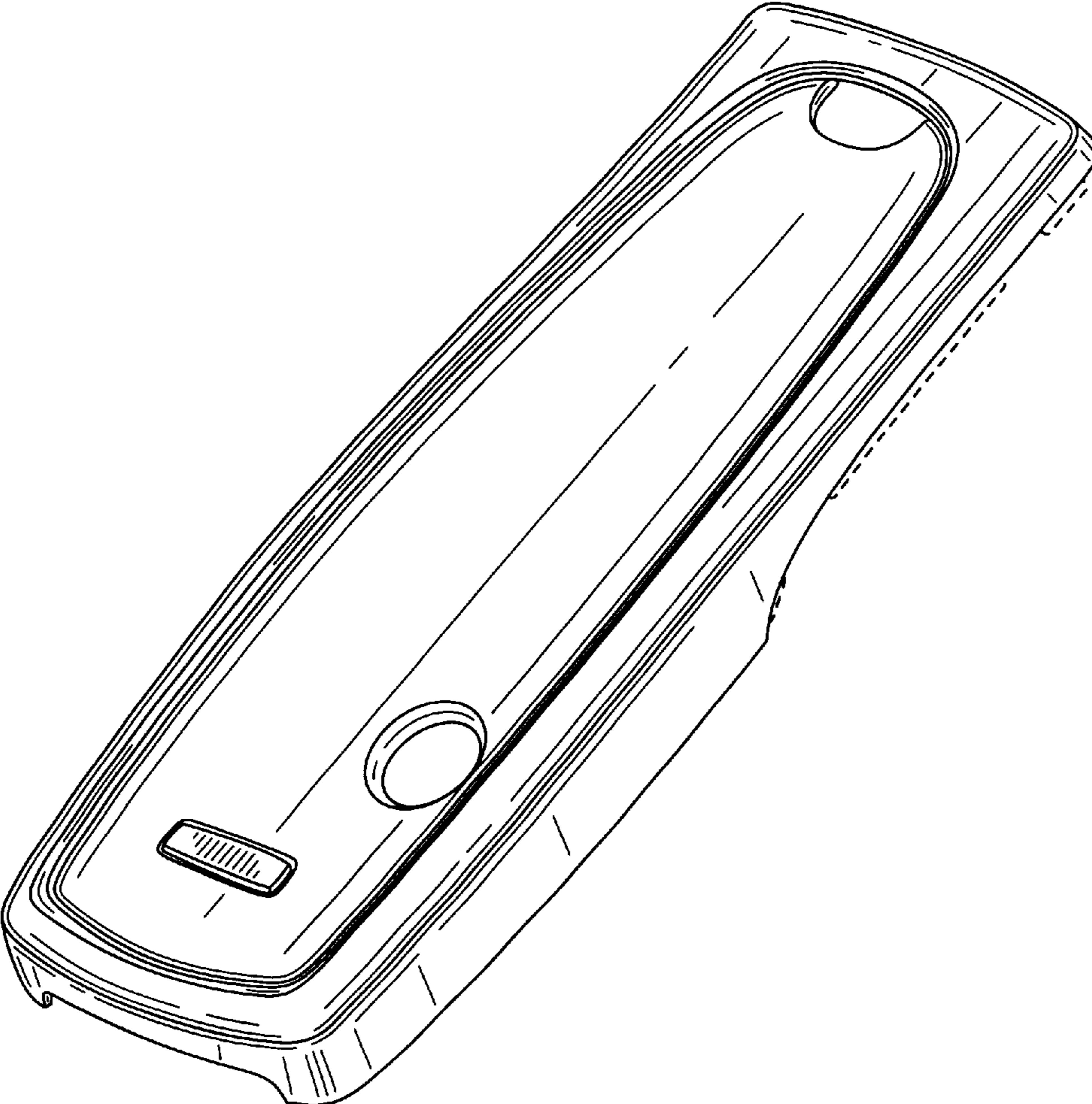


FIG. 6