

US00D507554S

(12) **United States Design Patent**
Kim

(10) **Patent No.:** **US D507,554 S**
(45) **Date of Patent:** **** Jul. 19, 2005**

(54) **CELLULAR PHONE**

(75) **Inventor:** **Jong-Yoon Kim, Seoul (KR)**

(73) **Assignee:** **Curitel Communications, Inc. (KR)**

(**) **Term:** **14 Years**

(21) **Appl. No.:** **29/210,198**

(22) **Filed:** **Jul. 27, 2004**

(51) **LOC (8) Cl.** **14-03**

(52) **U.S. Cl.** **D14/138**

(58) **Field of Search** D14/137, 138,
D14/147-148, 247-248, 144, 341-347;
379/433.01-433.13, 434; 455/550.1-90.3,
575.3, 566, 575.1; D21/517

(56) **References Cited**

U.S. PATENT DOCUMENTS

D382,556 S	*	8/1997	Jeong	D14/138
D405,081 S	*	2/1999	Nagele et al.	D14/138
D414,486 S	*	9/1999	Zambotti et al.	D14/138
6,167,288 A	*	12/2000	Ishihara	455/566
D468,279 S	*	1/2003	Kim et al.	D14/138
D474,168 S	*	5/2003	Wang et al.	D14/138
D481,697 S	*	11/2003	Rausch et al.	D14/138
D484,863 S	*	1/2004	Chan	D14/138
D485,248 S	*	1/2004	Ogawa	D14/138
D485,249 S	*	1/2004	Liao et al.	D14/138
D485,818 S	*	1/2004	Yabe et al.	D14/138
D487,443 S	*	3/2004	Yoon	D14/138
6,731,959 B1	*	5/2004	Kumagai et al.	455/575.3
D490,792 S	*	6/2004	Lee	D14/138
D491,907 S	*	6/2004	Ogawa	D14/138
D493,440 S	*	7/2004	Chou et al.	D14/138
D496,020 S	*	9/2004	Lee	D14/138
D496,021 S	*	9/2004	Jang	D14/138

D496,347 S	*	9/2004	Choi et al.	D14/191
D498,468 S	*	11/2004	Seo	D14/138
D500,016 S	*	12/2004	Kim	D14/138
D500,481 S	*	1/2005	Kim et al.	D14/138
2003/0199290 A1	*	10/2003	Viertola	455/575.1
2004/0097258 A1	*	5/2004	Lee et al.	455/550.1
2004/0127269 A1	*	7/2004	Nonaka	455/575.3
2004/0132513 A1	*	7/2004	Taneda et al.	455/575.3
2004/0142734 A1	*	7/2004	Kim	455/575.1
2004/0214619 A1	*	10/2004	Chiang	455/575.3

FOREIGN PATENT DOCUMENTS

JP	D1154363	*	9/2002
JP	D1167658	*	3/2003
JP	D1883170	*	8/2003

* cited by examiner

Primary Examiner—Jeffrey Asch

(74) *Attorney, Agent, or Firm*—Blakely Sokoloff Taylor & Zafman

(57) **CLAIM**

The ornamental design for “cellular phone,” as shown and described.

DESCRIPTION

FIG. 1 is a perspective view of the cellular phone showing the new design;
FIG. 2 is a front elevation view thereof;
FIG. 3 is a rear elevation view thereof;
FIG. 4 is a left-side elevation view thereof;
FIG. 5 is a right-side elevation view thereof;
FIG. 6 is a top plan view thereof;
FIG. 7 is a bottom plan view thereof; and,
FIG. 8 is a front elevation view showing open position thereof.

1 Claim, 5 Drawing Sheets

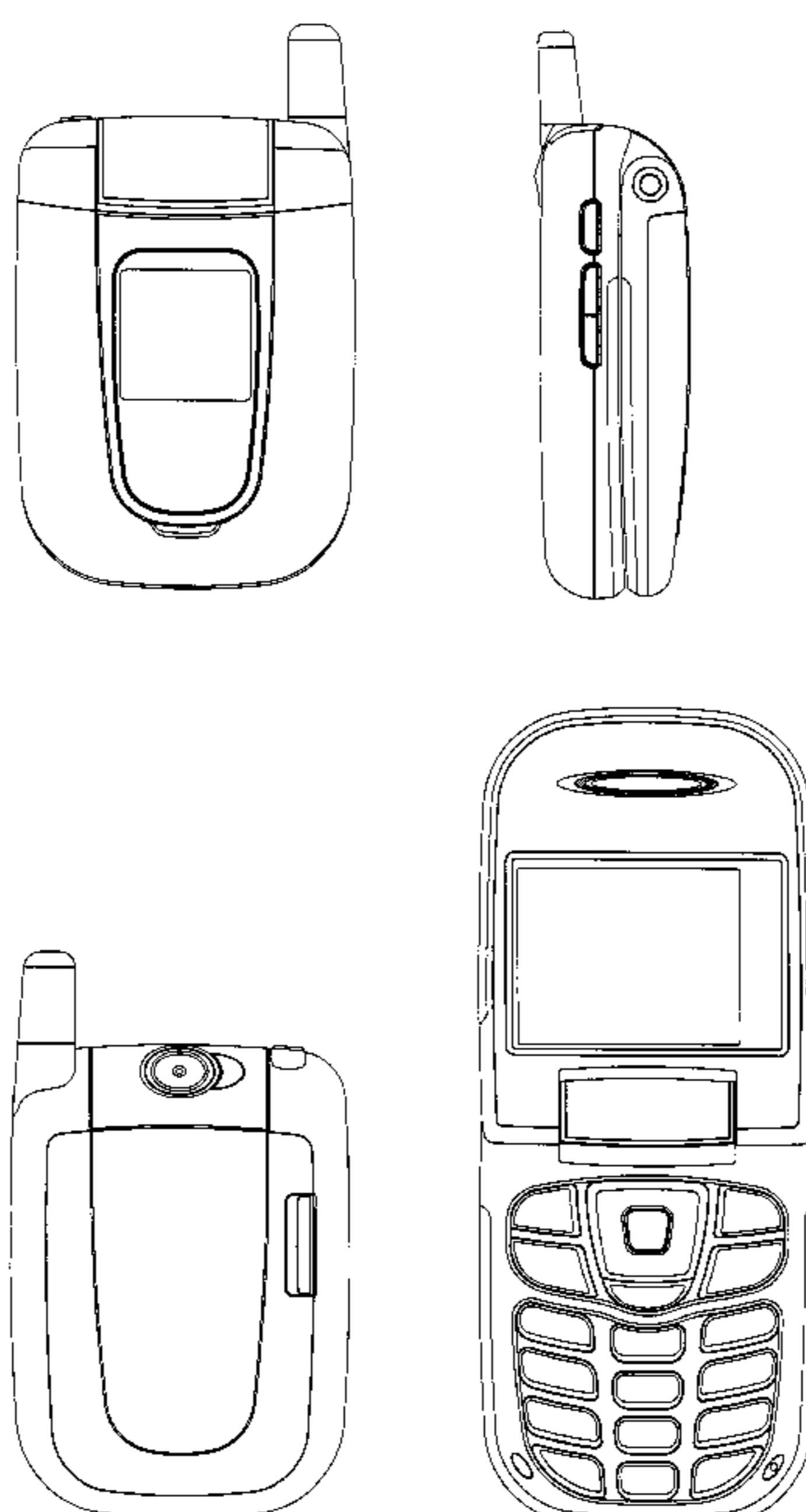


FIG. 1

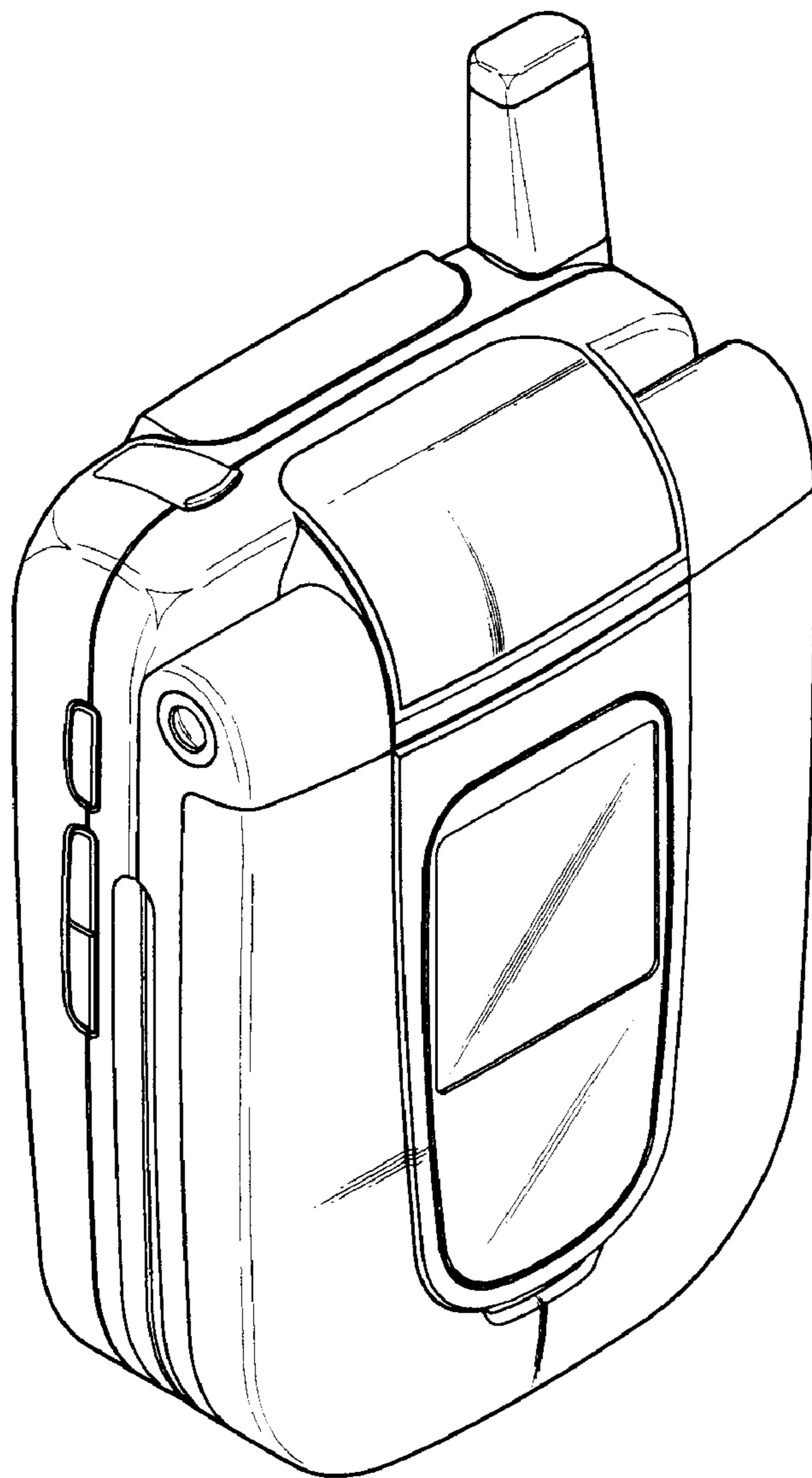


FIG. 2

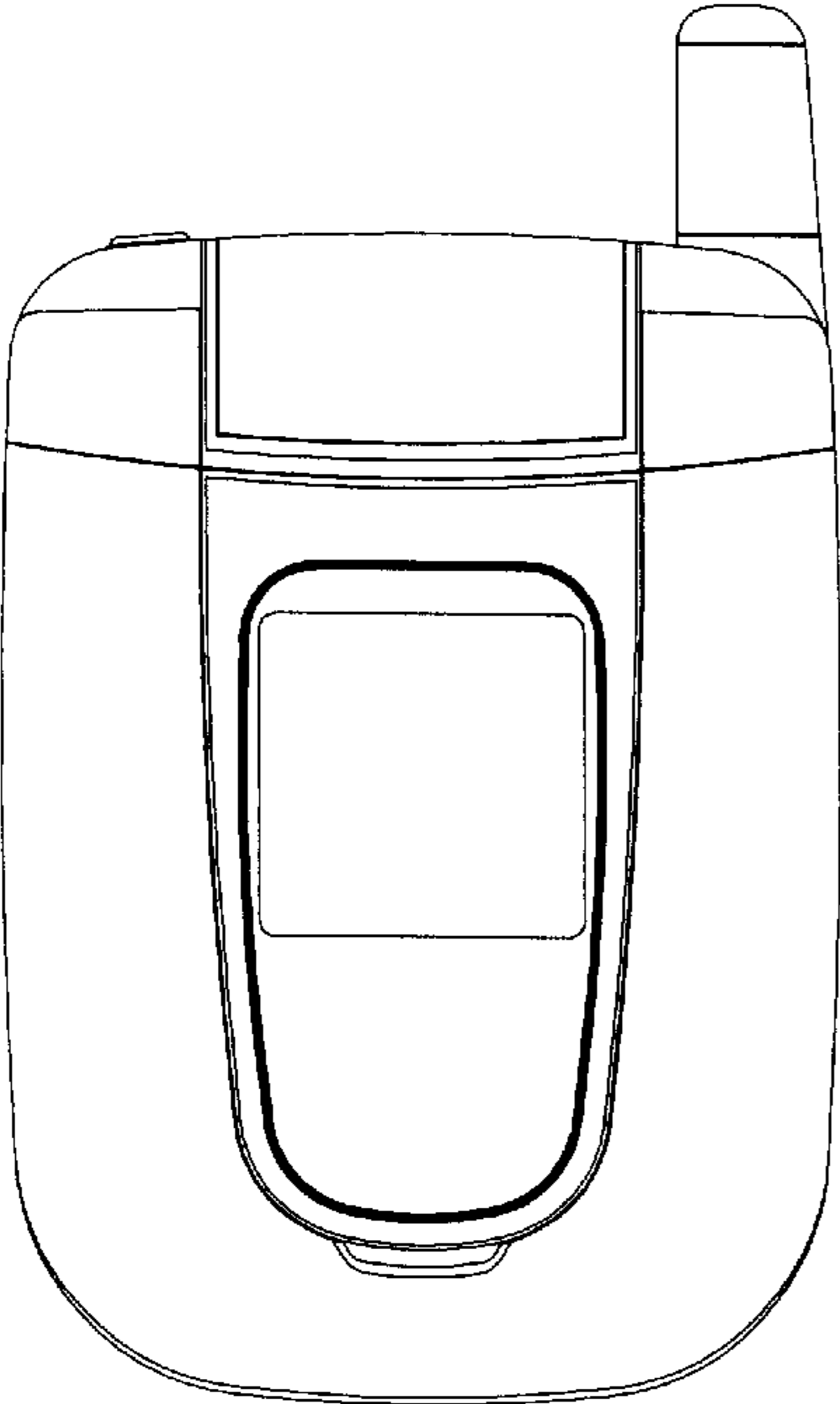


FIG. 3

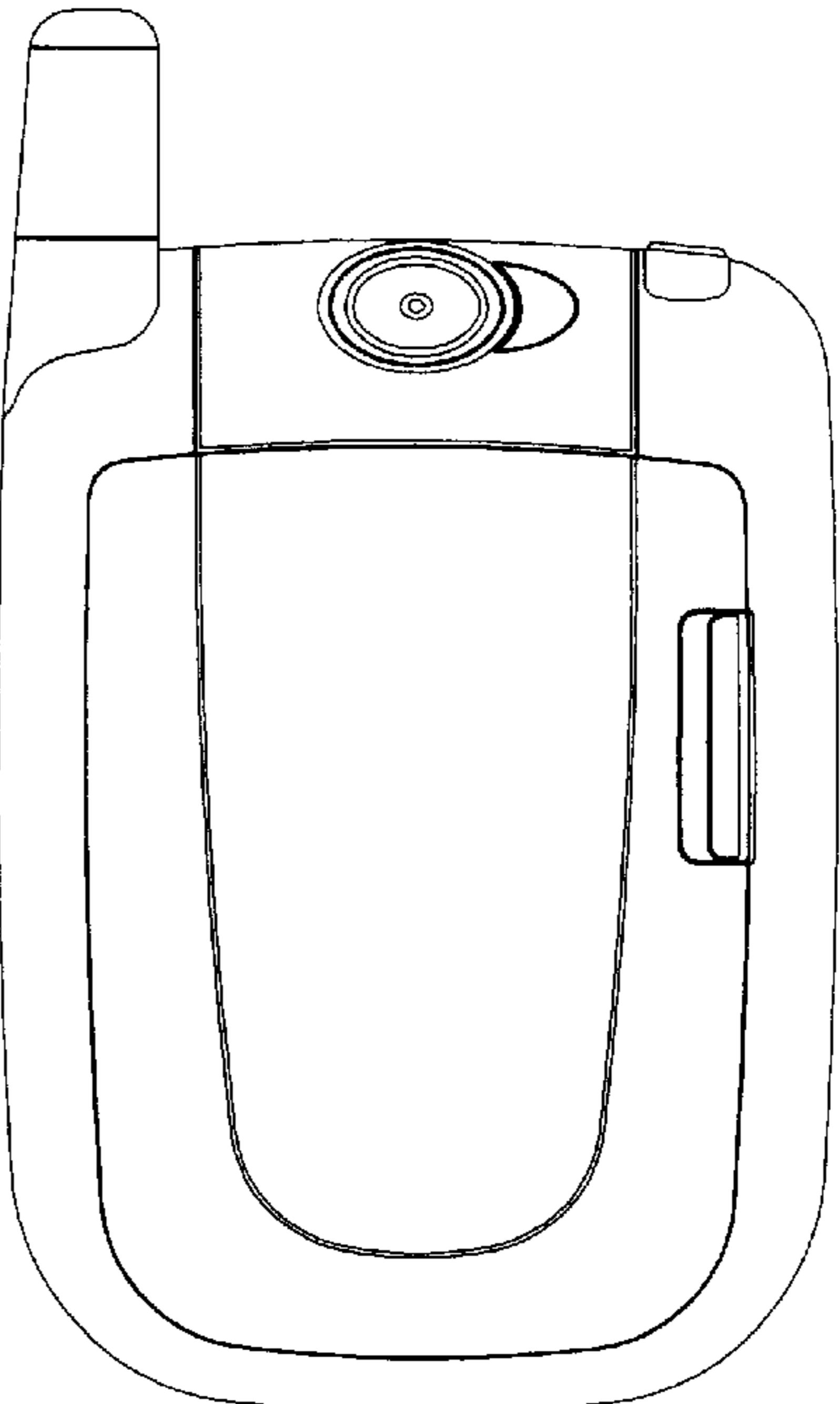


FIG. 4

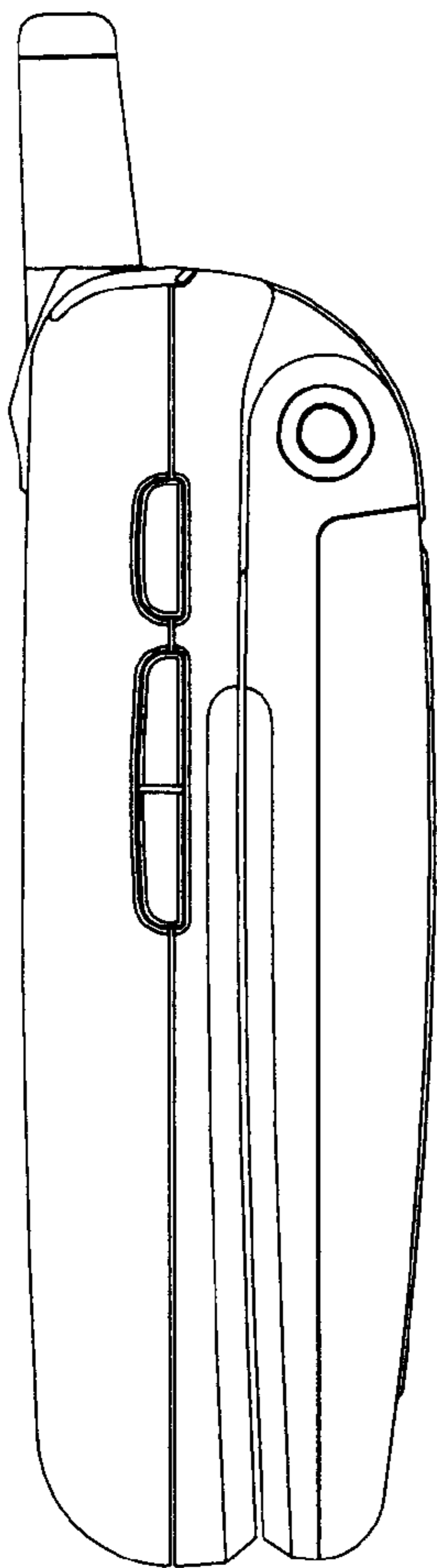


FIG. 5

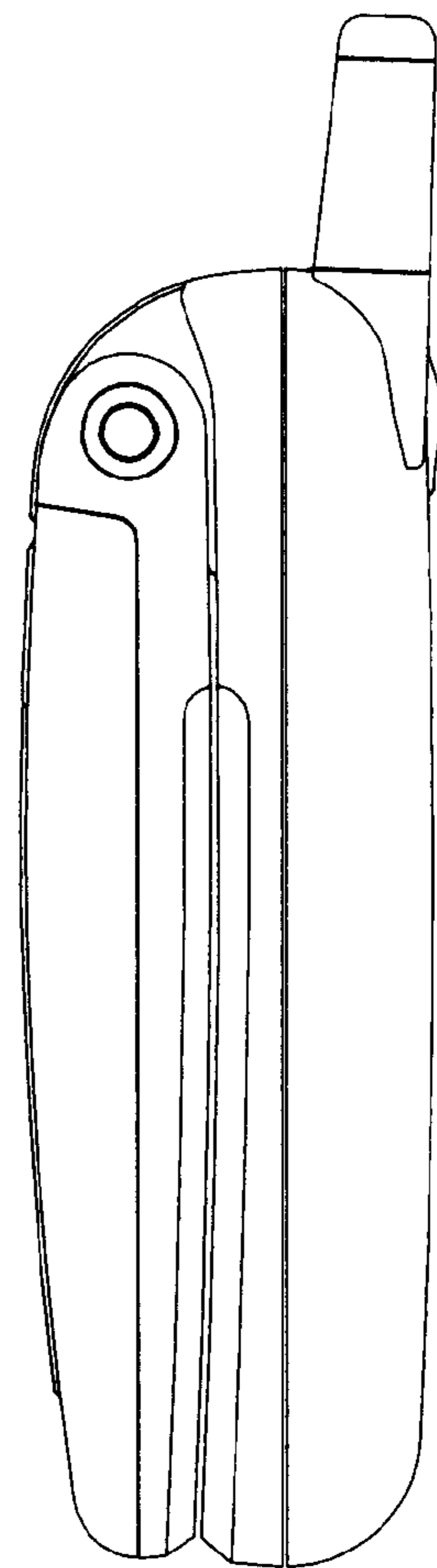


FIG. 6

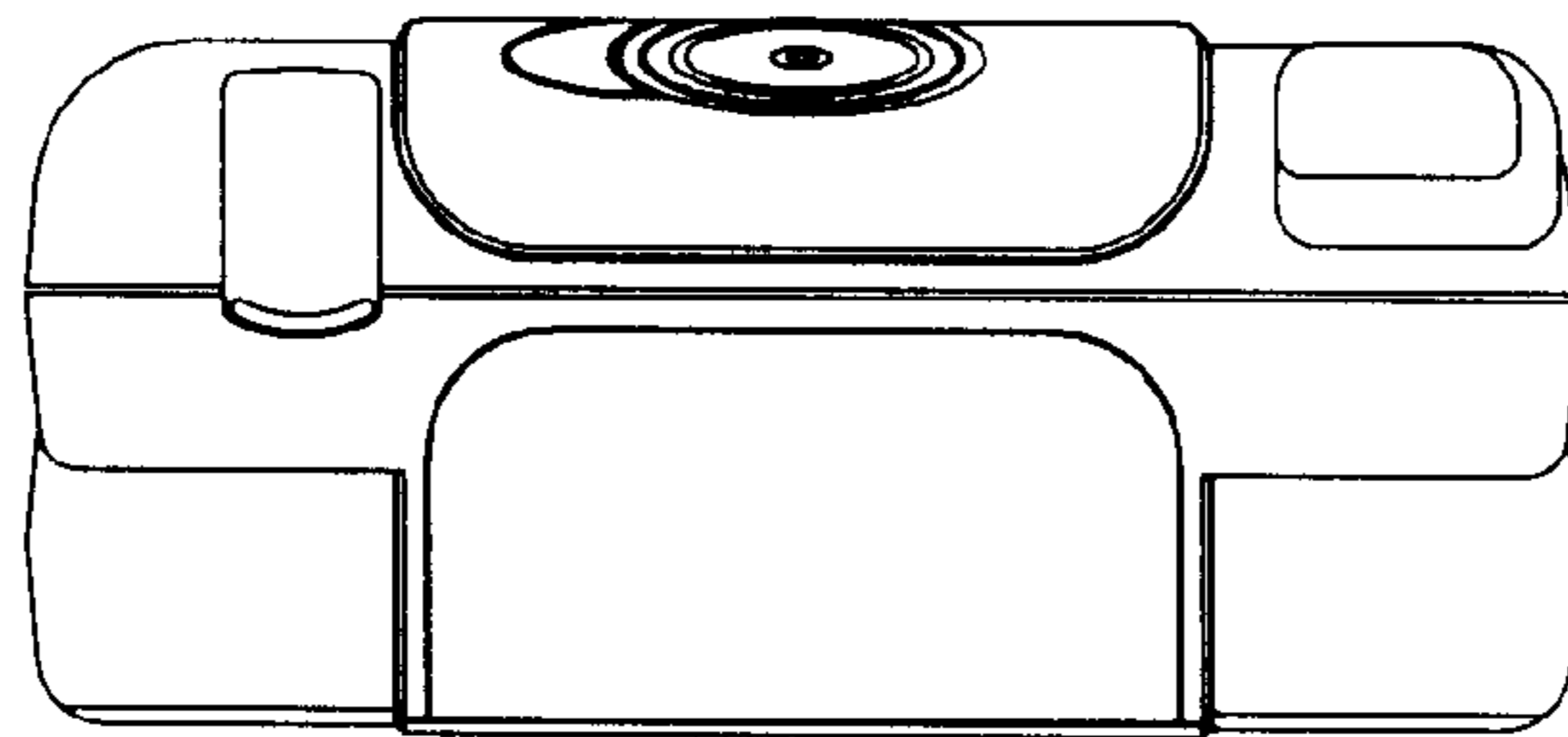


FIG. 7

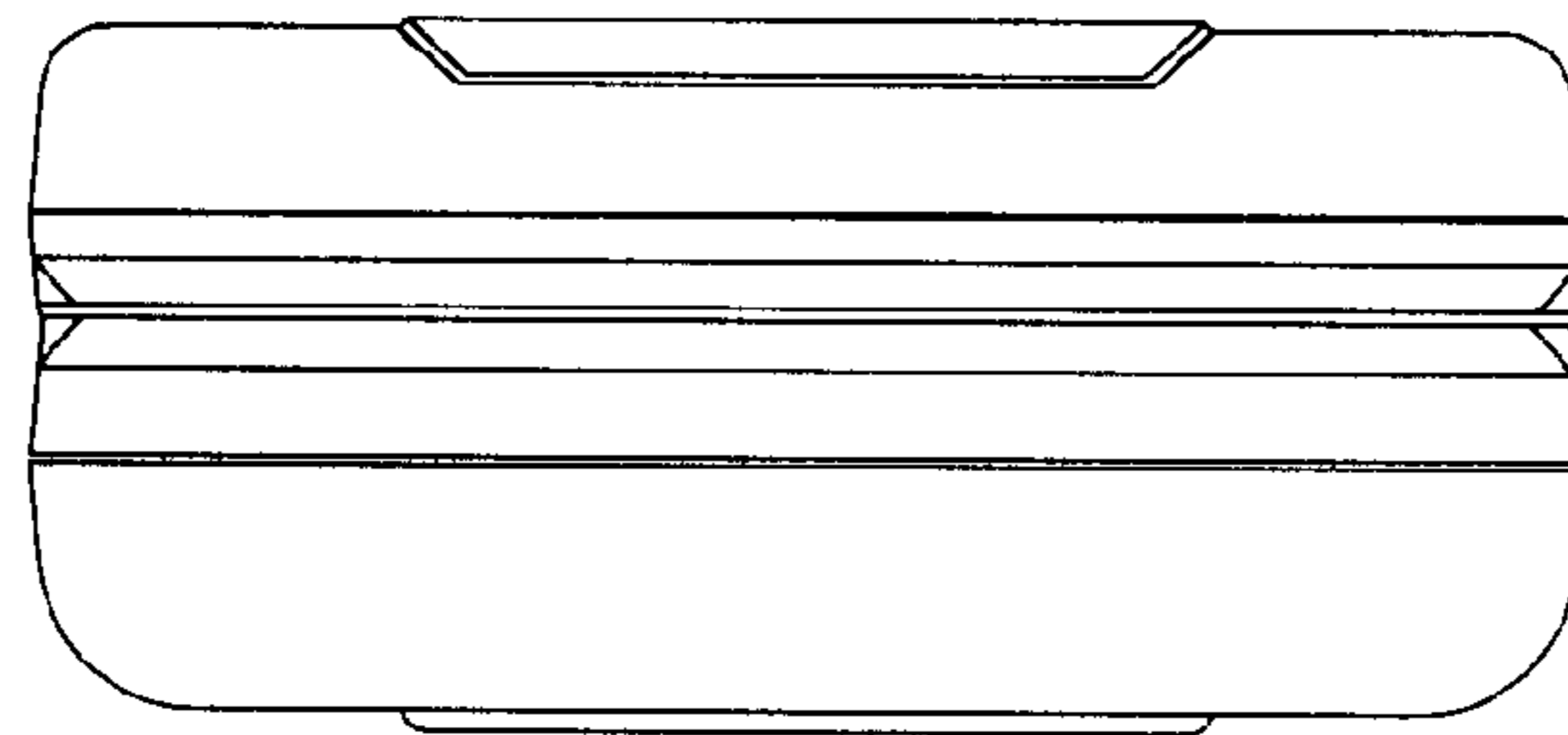


FIG. 8

