

US00D507551S

(12) **United States Design Patent**
Kim et al.

(10) **Patent No.: US D507,551 S**
(45) **Date of Patent: ** Jul. 19, 2005**

(54) **PORTABLE TELEPHONE**

(75) Inventors: **Young-Sae Kim**, Los Altos, CA (US);
Chang-Hwan Hwang, Goyang-Si (KR)

(73) Assignee: **Samsung Electronics Co., Ltd.**,
Kyungki-Do (KR)

(**) Term: **14 Years**

(21) Appl. No.: **29/206,799**

(22) Filed: **Jun. 4, 2004**

(30) **Foreign Application Priority Data**

Dec. 11, 2003 (KR) 30-2003-0035256

(51) **LOC (8) Cl. 14-03**

(52) **U.S. Cl. D14/138**

(58) **Field of Search** D14/137, 138,
D14/147-148, 247-248, 144, 341-347;
379/433.01-433.13, 434; 455/550.1-90.3,
575.3, 566, 575.1; D21/517

(56) **References Cited**

U.S. PATENT DOCUMENTS

D445,101 S	*	7/2001	Lee et al.	D14/138
6,389,267 B1	*	5/2002	Imai	455/90.1
D476,303 S	*	6/2003	Lee et al.	D14/138
D478,559 S	*	8/2003	Lee et al.	D14/138
D486,461 S	*	2/2004	Seo et al.	D14/138
D488,453 S	*	4/2004	Chang et al.	D14/138
D488,454 S	*	4/2004	Lee	D14/138
D491,905 S	*	6/2004	Jang	D14/138
D495,672 S	*	9/2004	Jeon et al.	D14/138
D496,016 S	*	9/2004	Hoo	D14/138
D496,021 S	*	9/2004	Jang	D14/138
D497,893 S	*	11/2004	Hwang et al.	D14/138

2001/0036845	A1	*	11/2001	Park	455/566
2002/0025830	A1	*	2/2002	Nishiyama et al.	455/550
2002/0052228	A1	*	5/2002	Ko	455/574
2003/0092401	A1	*	5/2003	Ikeuchi	455/90
2003/0109232	A1	*	6/2003	Park et al.	455/90
2003/0203747	A1	*	10/2003	Nagamine	455/575.3
2004/0110540	A1	*	6/2004	Sato et al.	455/566
2004/0110541	A1	*	6/2004	Choo	455/566
2004/0142734	A1	*	7/2004	Kim	455/575.1
2004/0185920	A1	*	9/2004	Choi et al.	455/575.1
2004/0203535	A1	*	10/2004	Kim et al.	455/90.3
2004/0229665	A1	*	11/2004	Mori	455/575.1
2005/0003852	A1	*	1/2005	Song	455/550.1

FOREIGN PATENT DOCUMENTS

WO DM/058624 * 12/2001

* cited by examiner

Primary Examiner—Jeffrey Asch

(74) *Attorney, Agent, or Firm*—Leydig, Voit & Mayer, Ltd.

(57) **CLAIM**

We claim the ornamental design for a portable telephone, as shown and described.

DESCRIPTION

FIG. 1 is a perspective view of a portable telephone, when closed, according to our new design;
FIG. 2 is a front view thereof, when closed;
FIG. 3 is a rear view thereof, when closed;
FIG. 4 is a left side view thereof, when closed;
FIG. 5 is a right side view thereof, when closed;
FIG. 6 is a top view thereof, when closed;
FIG. 7 is a bottom view thereof, when closed; and,
FIG. 8 is a front view thereof, when open.

1 Claim, 5 Drawing Sheets

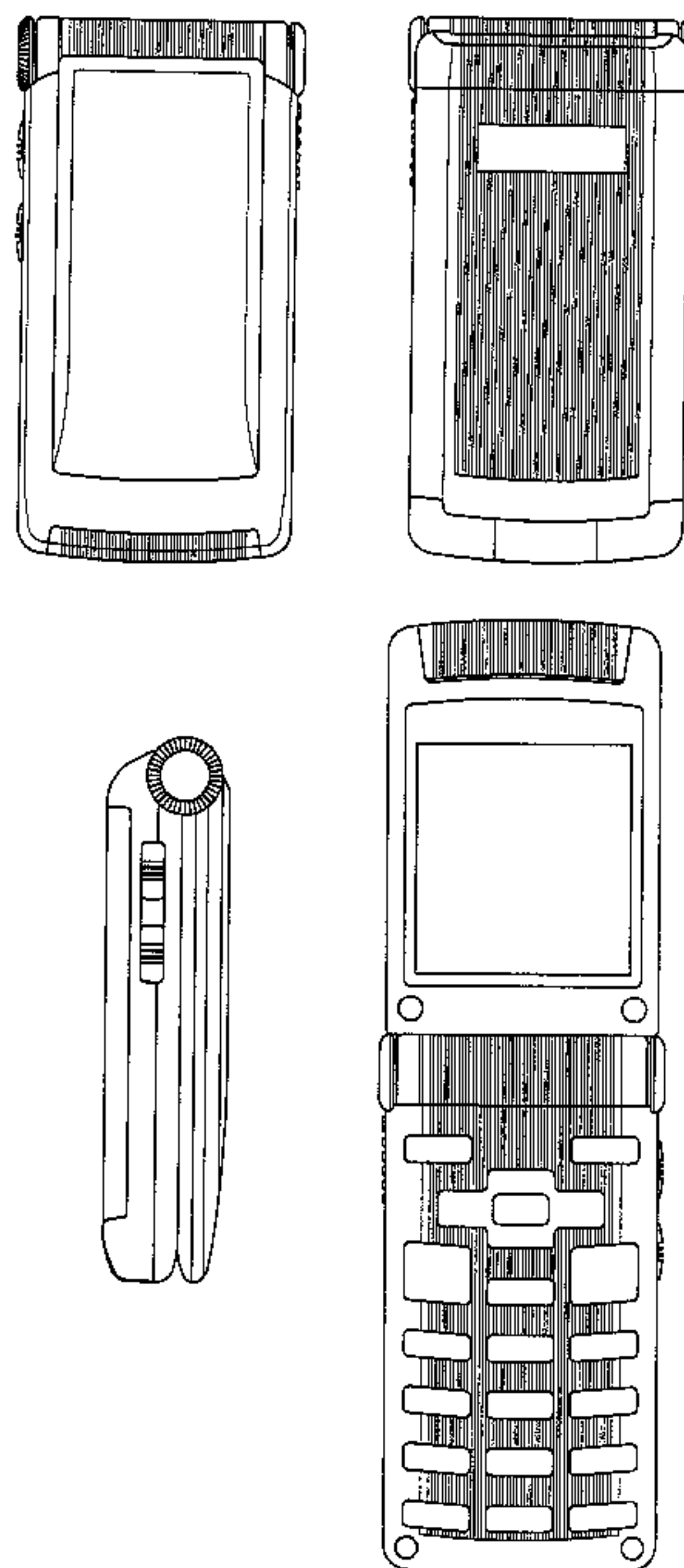


FIG. 1

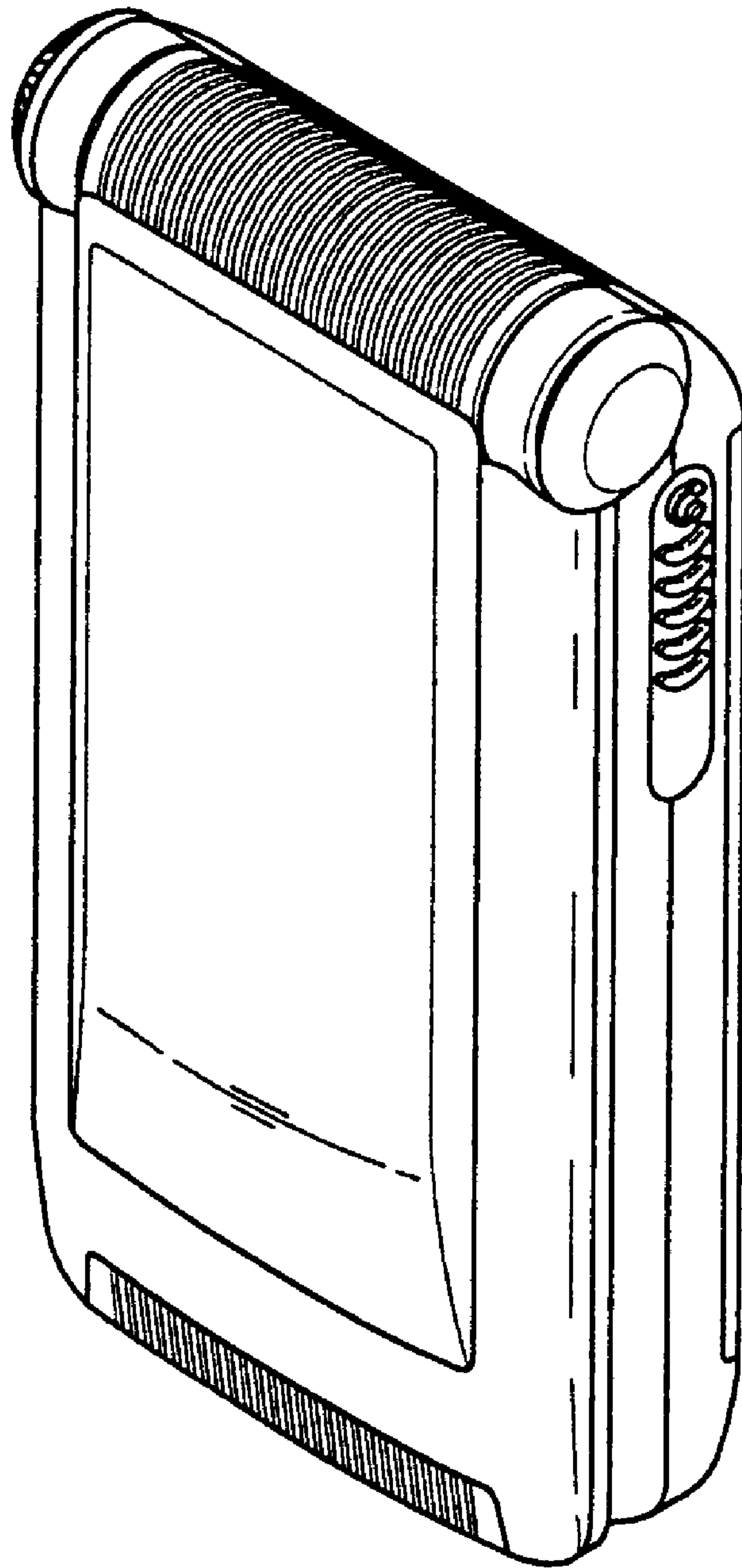


FIG. 2




FIG. 3

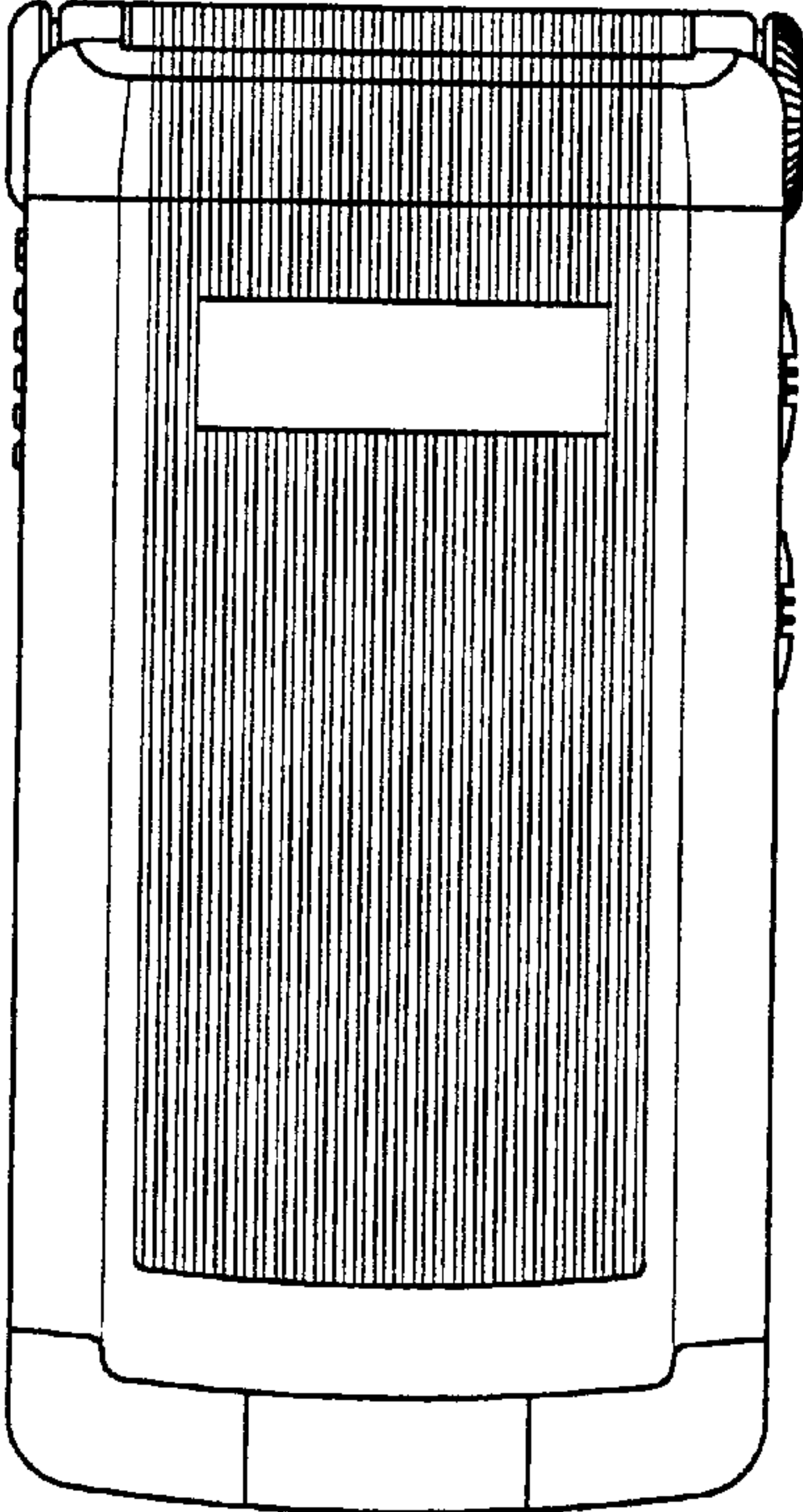


FIG. 4

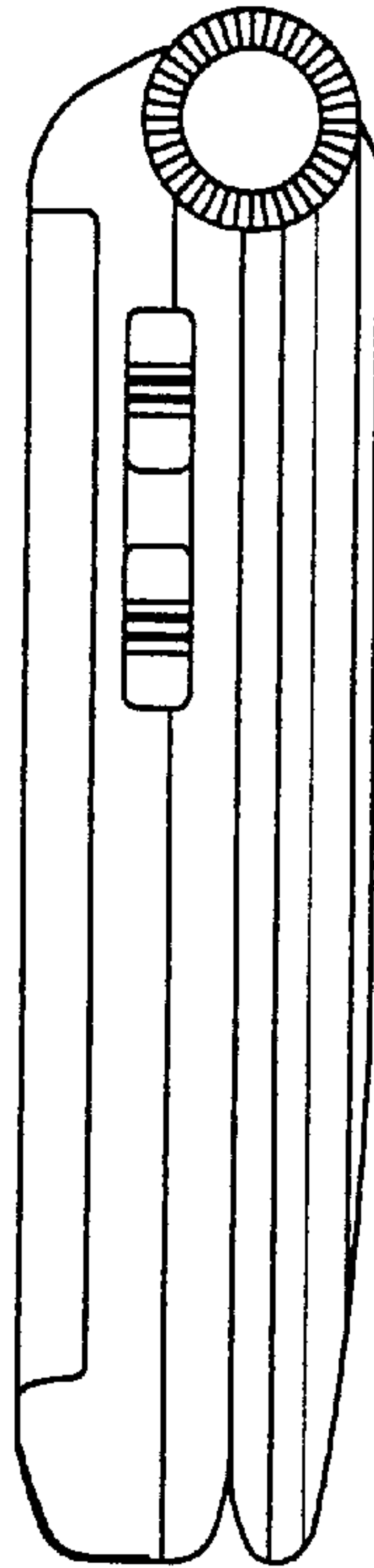


FIG. 5

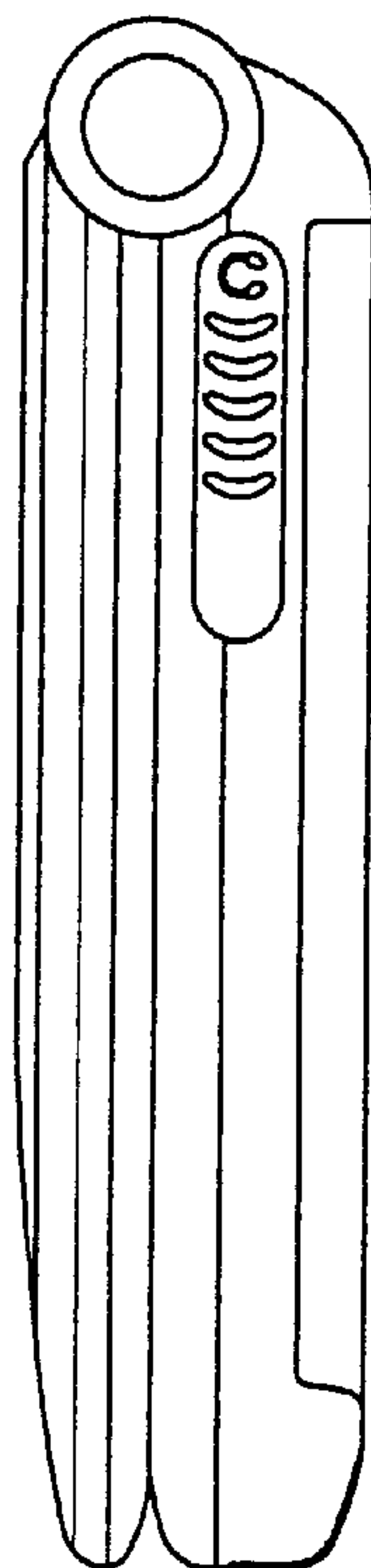


FIG. 6




FIG. 7

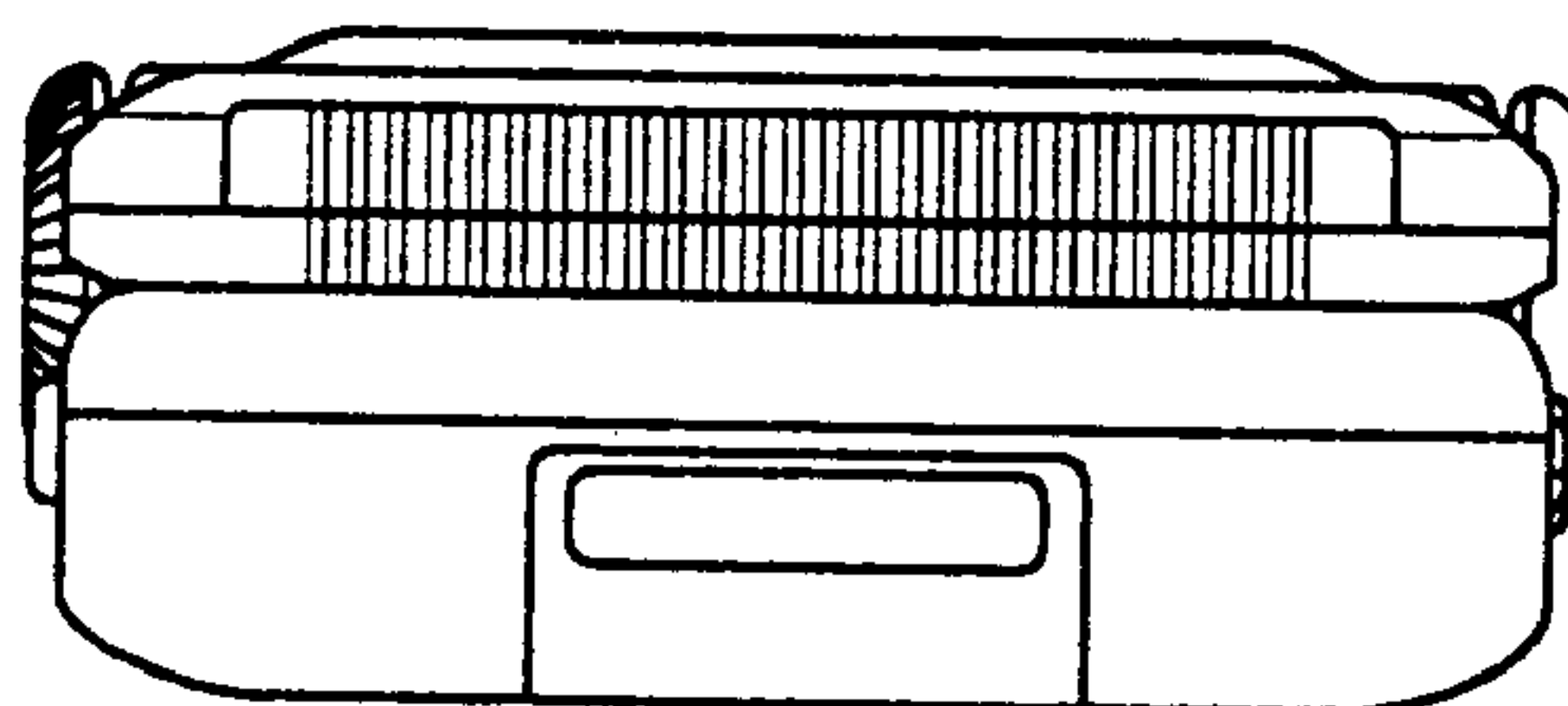


FIG. 8

