



US00D507536S

(12) **United States Design Patent**  
**Lord**

(10) **Patent No.: US D507,536 S**

(45) **Date of Patent: \*\* \*Jul. 19, 2005**

(54) **CONNECTOR**

(75) **Inventor: Charles Lord, Scottsdale, AZ (US)**

(73) **Assignee: Mobility Electronics, Inc., Scottsdale, AZ (US)**

(\*) **Notice:** This patent is subject to a terminal disclaimer.

(\*\*) **Term: 14 Years**

(21) **Appl. No.: 29/198,756**

(22) **Filed: Feb. 4, 2004**

(51) **LOC (8) Cl. .... 13-03**

(52) **U.S. Cl. .... D13/147**

(58) **Field of Search** ..... D13/123, 133,  
D13/146-149, 154, 184, 199; 439/214,  
262, 344, 347, 350, 353, 357, 378, 380,  
489, 587, 595, 660, 680, 682, 685, 752,  
892

(56) **References Cited**

**U.S. PATENT DOCUMENTS**

D309,289 S	*	7/1990	Endo et al. ....	D13/147
D311,375 S	*	10/1990	Kuzuno et al. ....	D13/147
D319,998 S	*	9/1991	Kozono ....	D13/133
D327,249 S	*	6/1992	Ohkura et al. ....	D13/133
5,380,217 A	*	1/1995	Yagi et al. ....	439/358

6,123,574 A	*	9/2000	Matsuda et al. ....	439/488
D460,049 S	*	7/2002	McCoy ....	D13/147
D471,874 S	*	3/2003	Kashiyama et al. ....	D13/147
D488,782 S	*	4/2004	Kashiyama et al. ....	D13/147
D492,652 S	*	7/2004	McCoy ....	D13/147
6,837,750 B2	*	1/2005	Fukuda et al. ....	439/680
2002/0146924 A1	*	10/2002	Simmons et al. ....	439/284
2002/0146926 A1	*	10/2002	Fogg et al. ....	439/362

\* cited by examiner

*Primary Examiner*—Stella Reid

*Assistant Examiner*—Daniel Bui

(74) *Attorney, Agent, or Firm*—Jackson Walker L.L.P.;  
Robert C. Klinger

(57) **CLAIM**

The ornamental design for a connector, as shown and described.

**DESCRIPTION**

FIG. 1 is a perspective view of a connector showing my new design;

FIG. 2 is a front elevation view thereof;

FIG. 3 is a top plan view thereof;

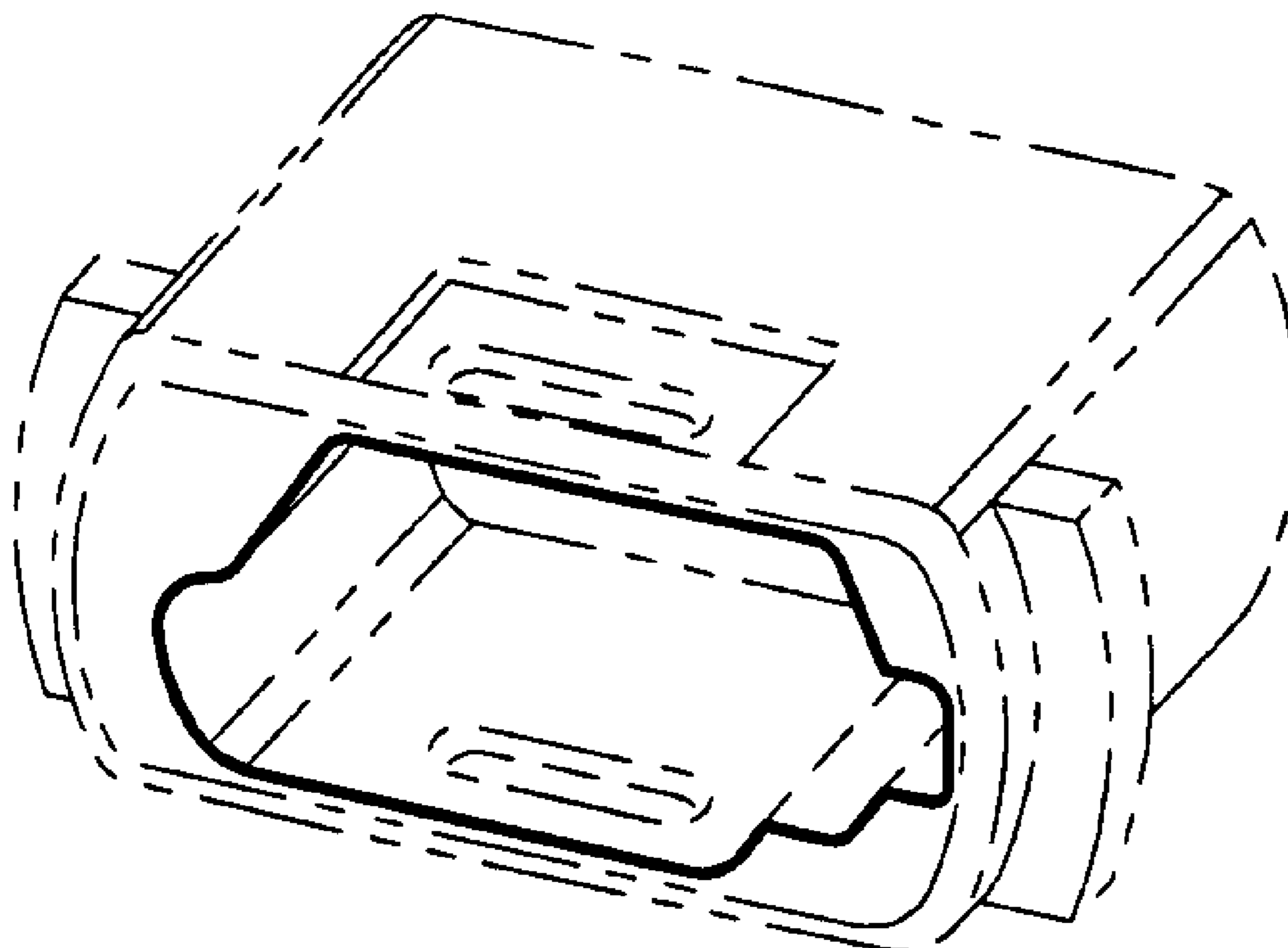
FIG. 4 is a bottom plan view thereof;

FIG. 5 is a right side elevation view thereof; and,

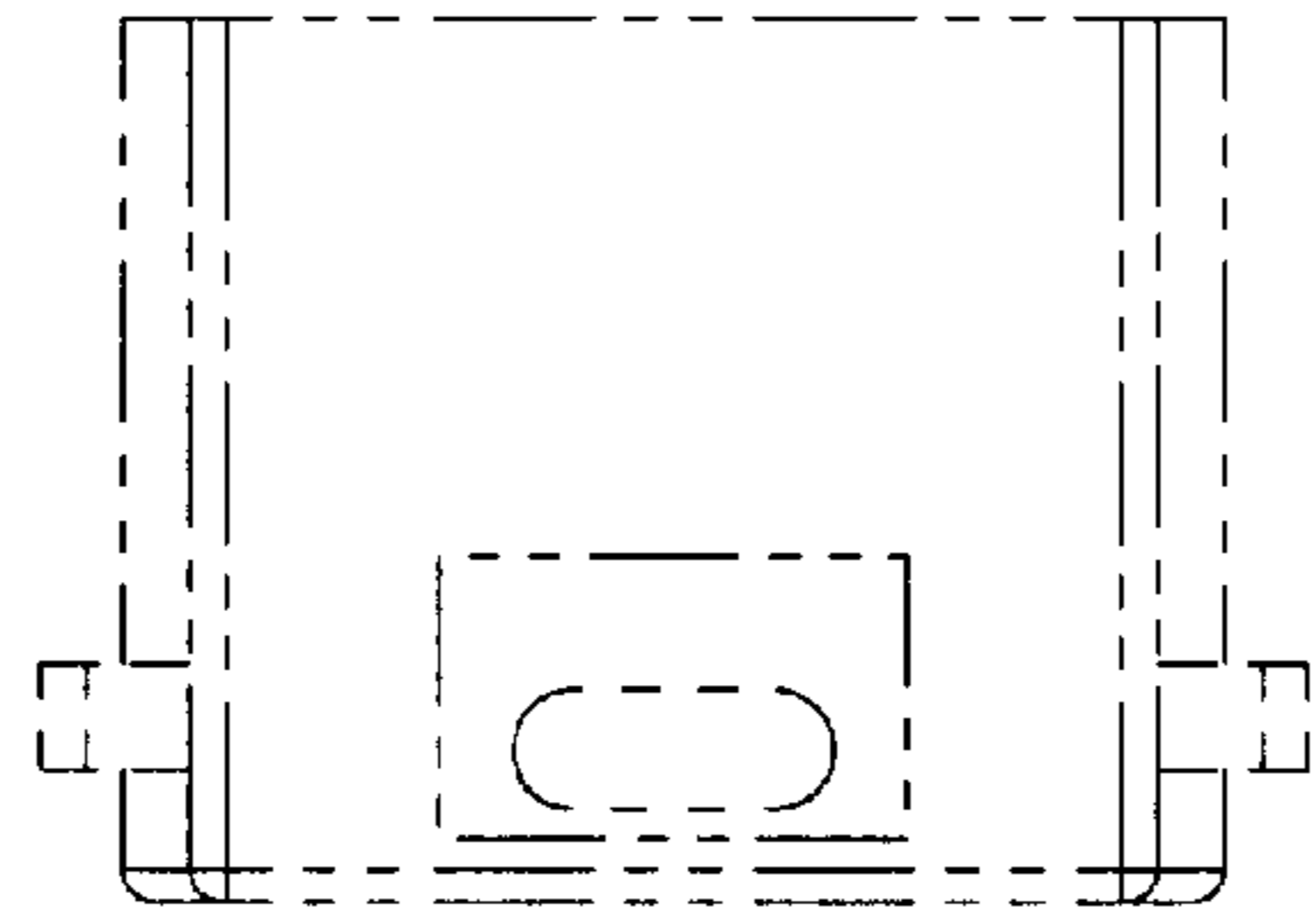
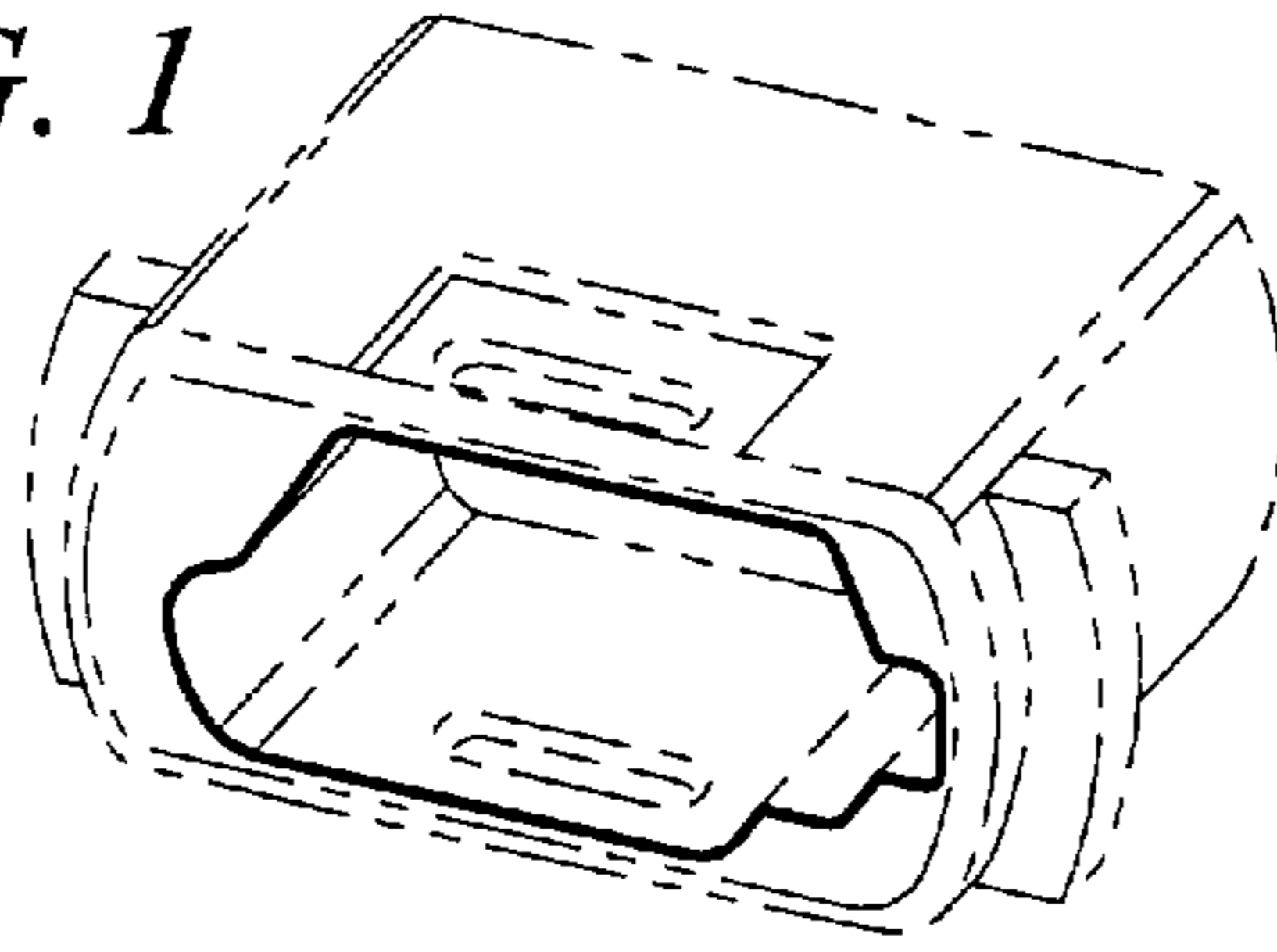
FIG. 6 is a left side elevation view thereof.

The broken line showing of the environment is for illustrative purposes only and forms no part of the claimed design.

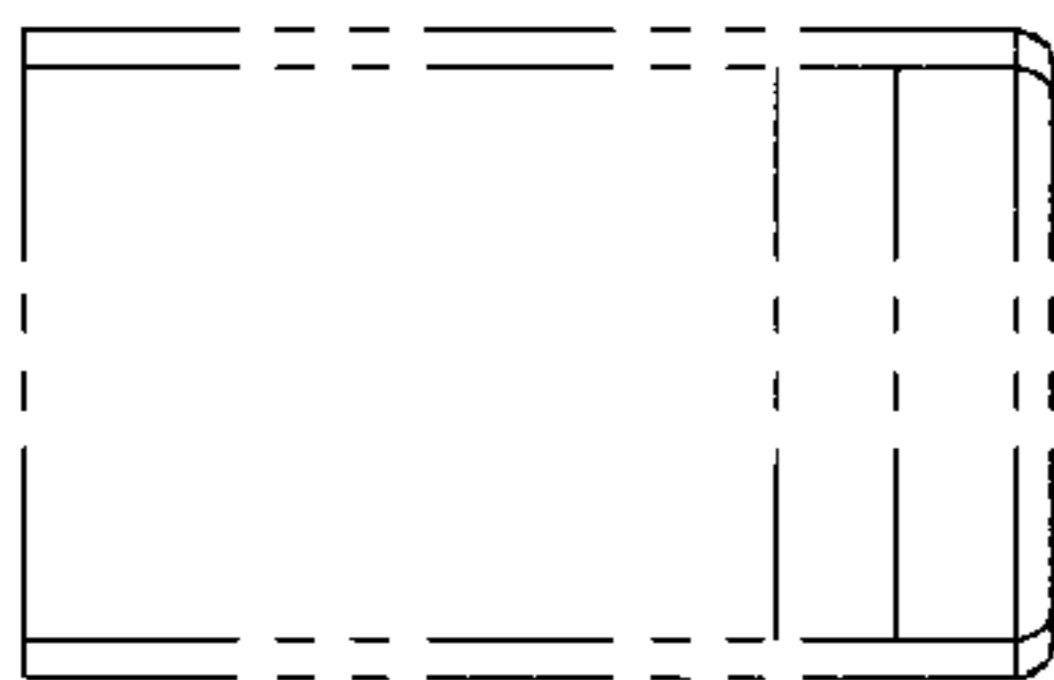
**1 Claim, 1 Drawing Sheet**



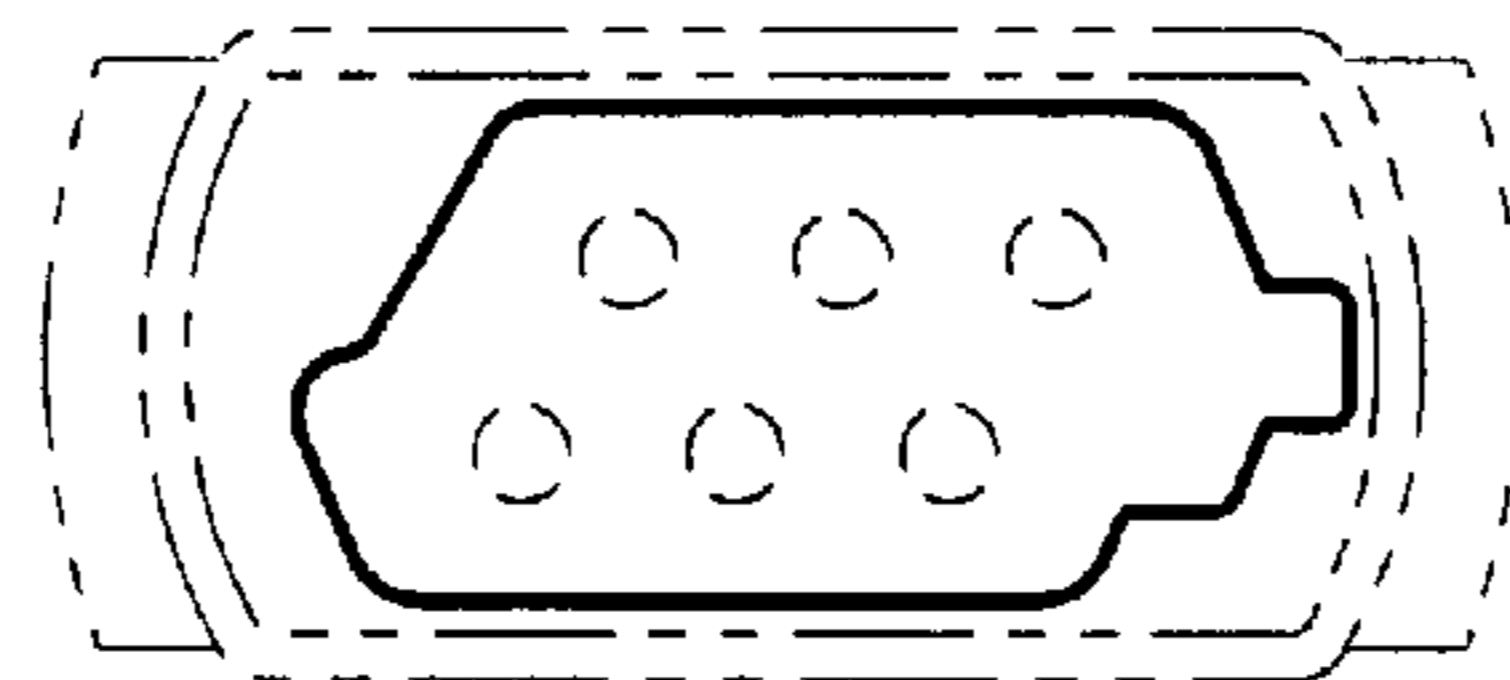
*FIG. 1*



*FIG. 3*



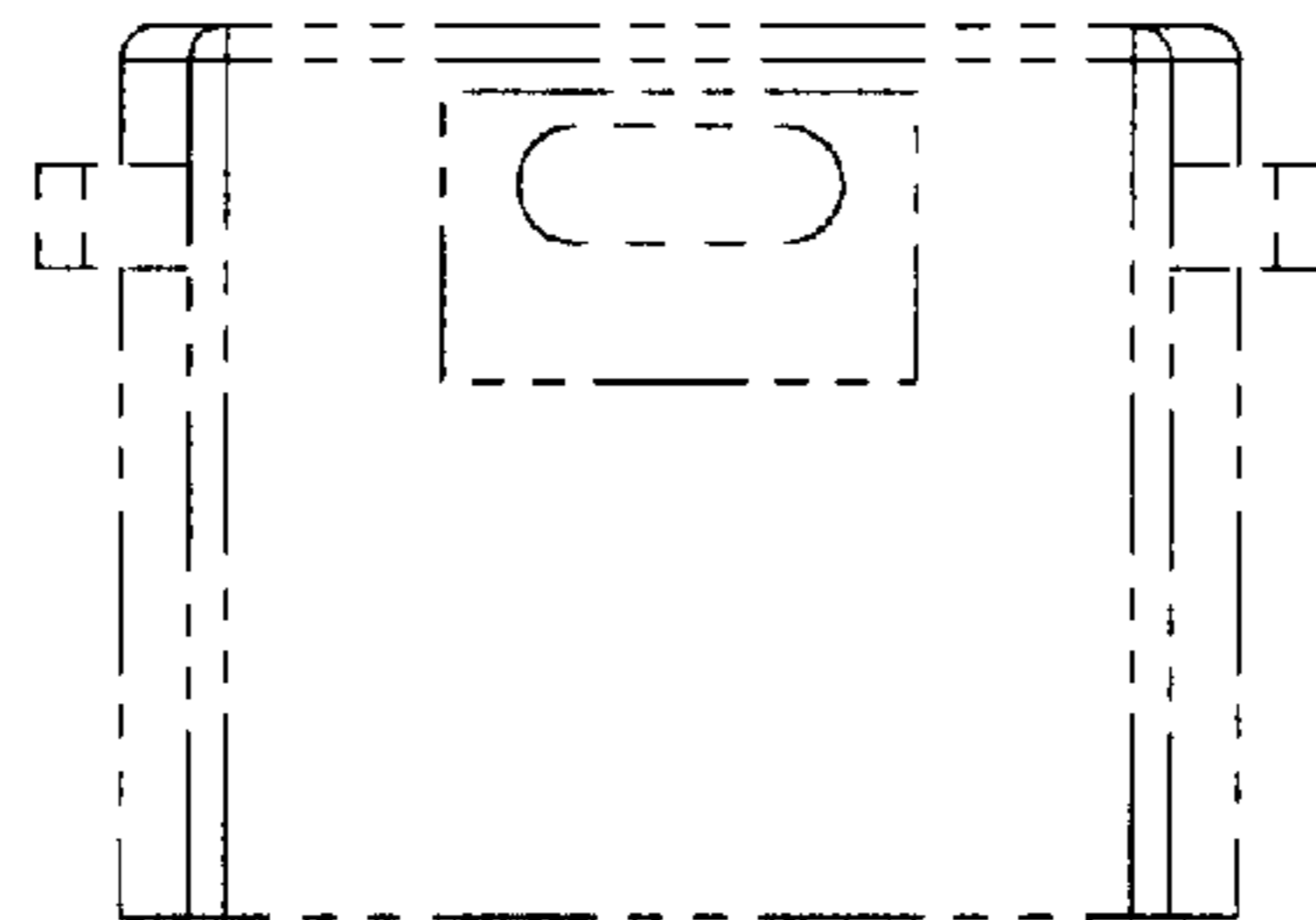
*FIG. 6*



*FIG. 2*



*FIG. 5*



*FIG. 4*