

US00D507517S

(12) **United States Design Patent**  
**Kushartanto**

(10) **Patent No.:** **US D507,517 S**

(45) **Date of Patent:** **\*\* Jul. 19, 2005**

(54) **VEHICLE WHEEL**

(75) **Inventor:** **A. Kushartanto, Surabaya (ID)**

(73) **Assignee:** **PT Prima Alloy Steel Universal, Sidoarjo (ID)**

(\*\*) **Term:** **14 Years**

(21) **Appl. No.:** **29/204,317**

(22) **Filed:** **Apr. 27, 2004**

(51) **LOC (8) Cl.** ..... **12-16**

(52) **U.S. Cl.** ..... **D12/209**

(58) **Field of Search** ..... D12/204-213;  
301/37.101, 64.101, 65

(56) **References Cited**

**U.S. PATENT DOCUMENTS**

D423,442 S	*	4/2000	Hussaini et al.	.....	D12/209
D458,887 S	*	6/2002	Kataoka	.....	D12/209
D475,337 S	*	6/2003	Kataoka	.....	D12/209
D480,343 S	*	10/2003	Oh	.....	D12/209
D480,674 S	*	10/2003	Lecher et al.	.....	D12/209

D483,713 S	*	12/2003	Tirado	.....	D12/209
D486,437 S	*	2/2004	Hieke	.....	D12/211
D493,401 S	*	7/2004	Kataoka	.....	D12/209
D495,285 S	*	8/2004	Phillips	.....	D12/209

\* cited by examiner

*Primary Examiner*—Stacia Cadmus

(74) *Attorney, Agent, or Firm*—Fulwider Patton Lee & Utecht, LLP

(57) **CLAIM**

The ornamental design for the “vehicle wheel,” as shown and described.

**DESCRIPTION**

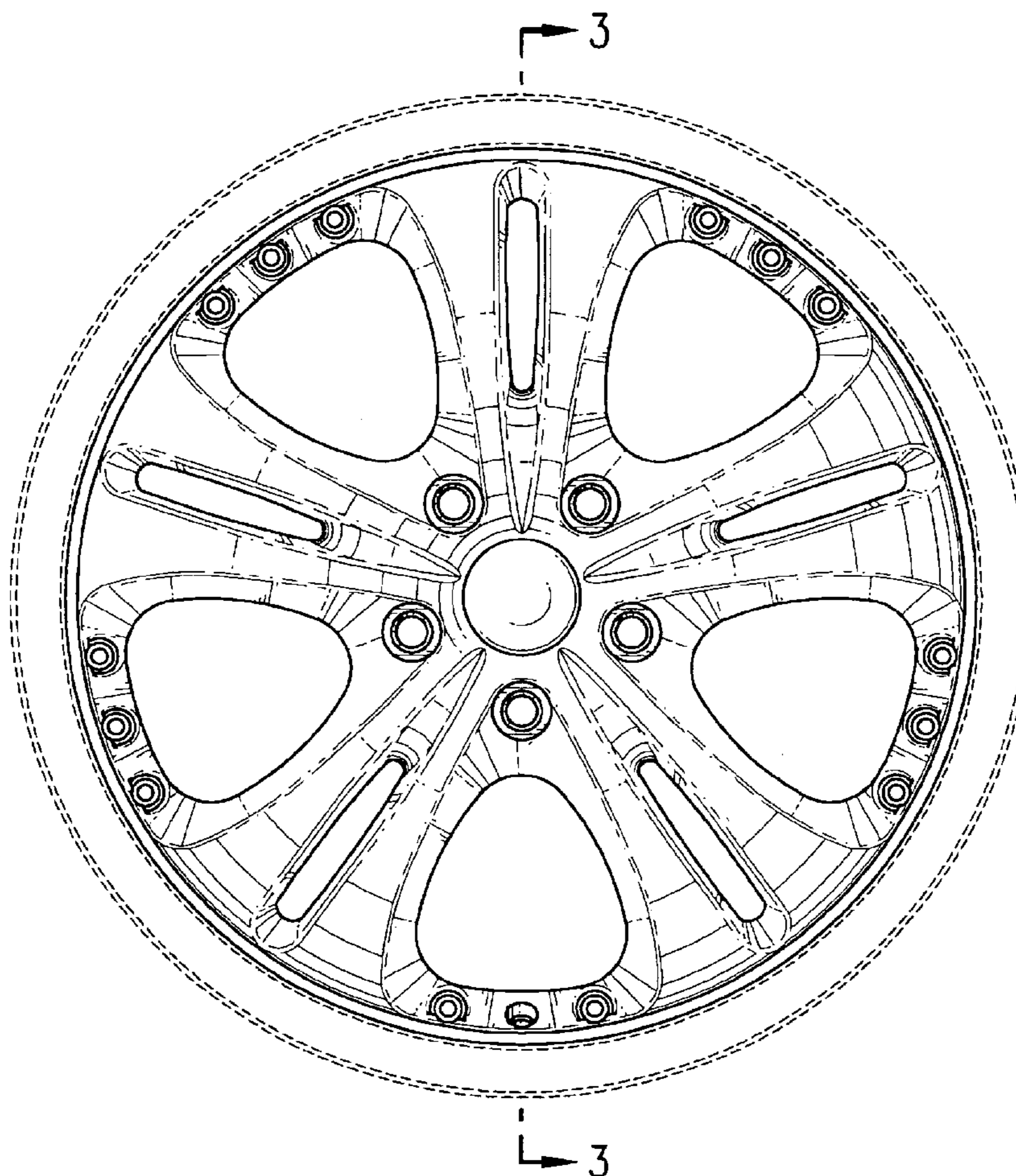
FIG. 1 is a perspective view of the vehicle wheel showing my new design;

FIG. 2 is a front elevational view thereof; and,

FIG. 3 is a cross-sectional view taken along the lines of 3—3 of FIG. 2.

The broken line showing of environment is for illustrative purposes only and forms no part of the claimed design.

**1 Claim, 3 Drawing Sheets**



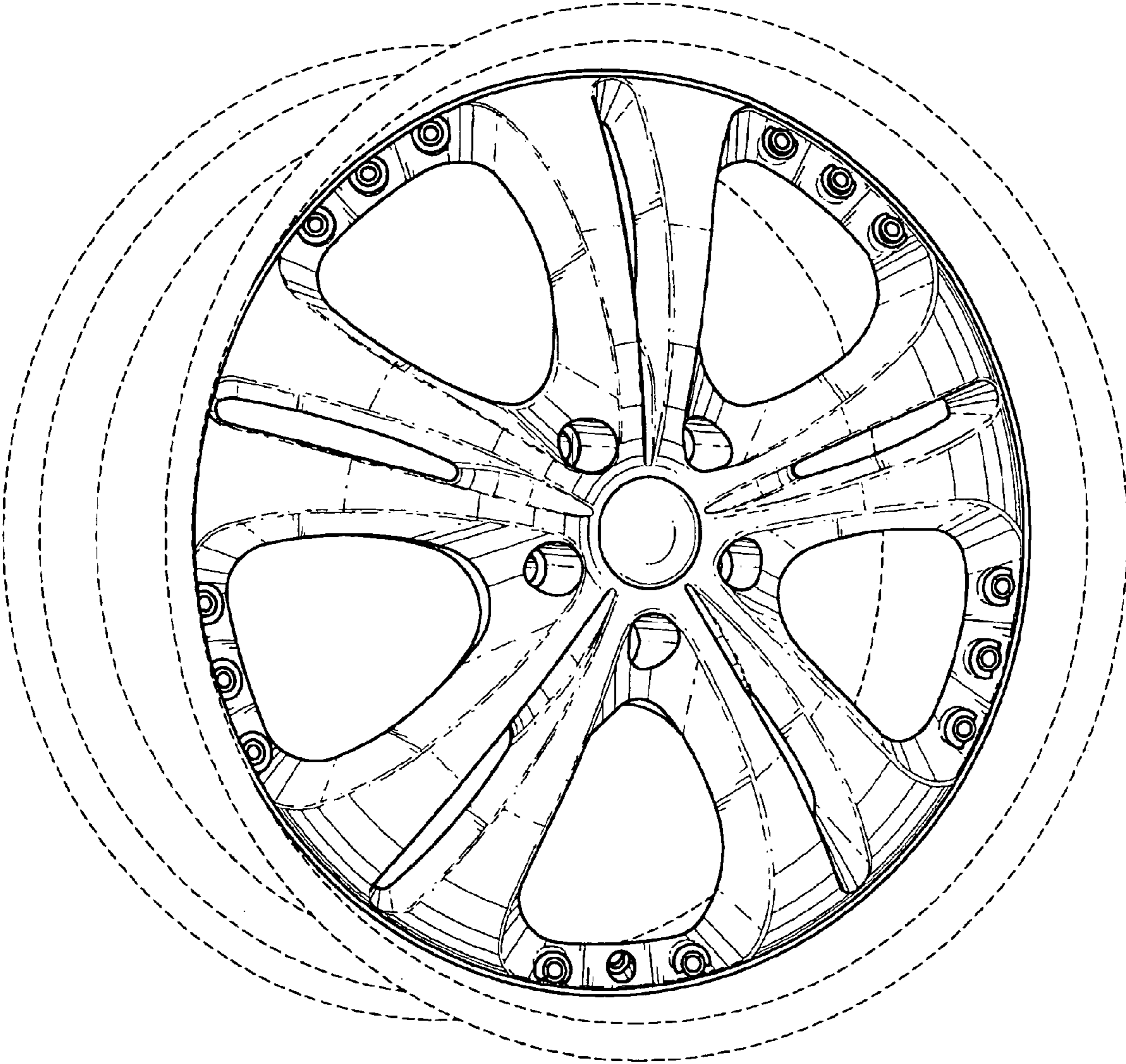


FIG. 1

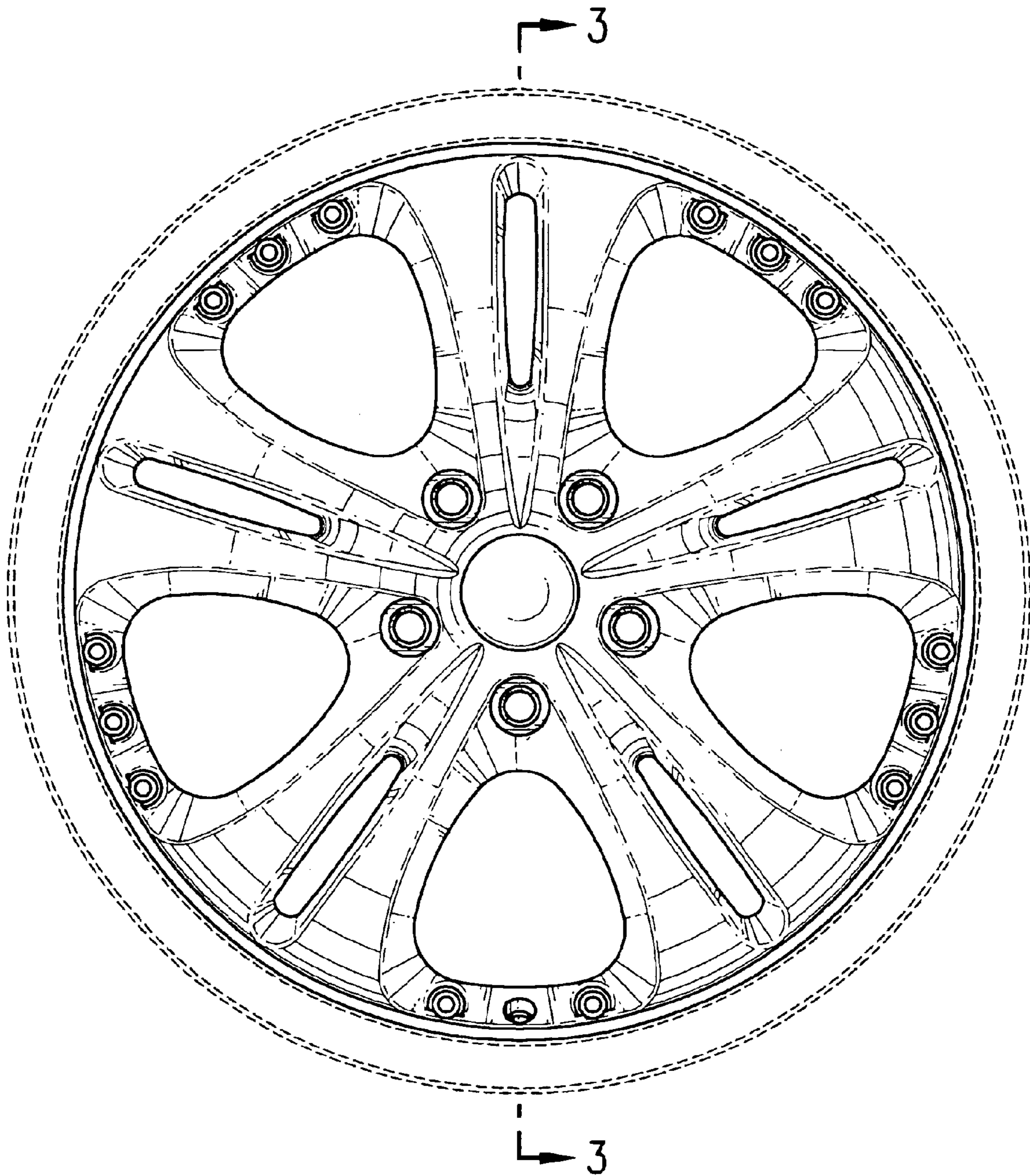


FIG. 2

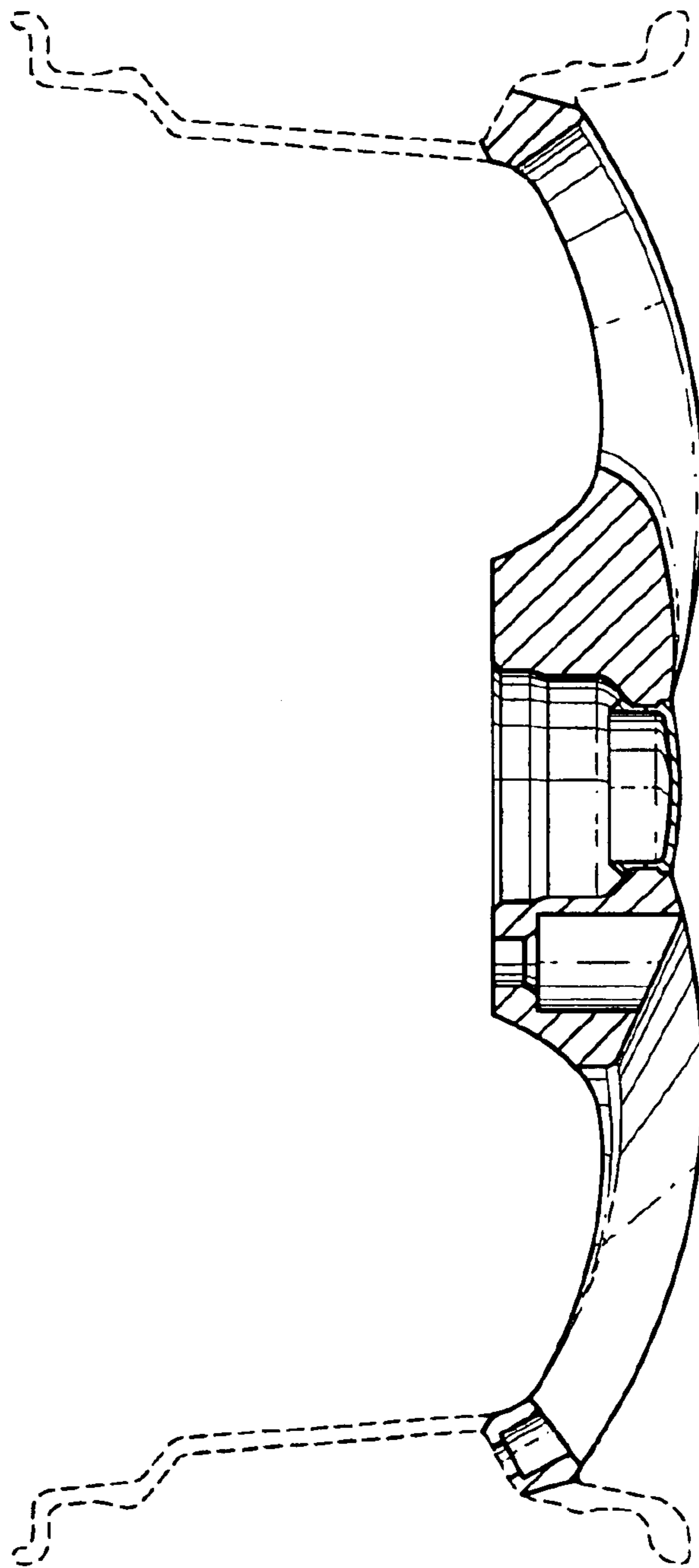


FIG. 3