

US00D507509S

(12) **United States Design Patent**
Hou

(10) **Patent No.: US D507,509 S**
(45) **Date of Patent: ** Jul. 19, 2005**

- (54) **BELT BUCKLE**
- (75) **Inventor: Addi Sean Hou, New York, NY (US)**
- (73) **Assignee: Retail Royalty Company, Las Vegas, NV (US)**
- (**) **Term: 14 Years**
- (21) **Appl. No.: 29/204,320**
- (22) **Filed: Apr. 28, 2004**
- (51) **LOC (8) Cl. 02-07**
- (52) **U.S. Cl. D11/218**
- (58) **Field of Search D11/200, 201, D11/208-210, 212-218, 220, 230-234, 237, 86-87, 94; 63/15.2, 15; 24/307, 625, 616, 200, 196, 169, 171, 112, 193, 197**

D340,008 S	10/1993	Anscher	D11/218
D340,678 S	10/1993	Wakabayashi	D11/218
D347,601 S	6/1994	Anscher	D11/218
D357,435 S	4/1995	Cook	D11/218
D364,833 S	12/1995	Matoba	D11/218
D421,578 S	3/2000	Anscher	D11/218
D427,547 S	7/2000	Yoshiguchi	D11/218
D450,263 S	11/2001	Striebel	D11/218
D452,185 S	12/2001	Yoshiguchi	D11/218
D456,309 S	4/2002	Yoshiguchi	D11/218
D456,743 S	5/2002	Uehara et al.	D11/218
D458,870 S	6/2002	Anscher	D11/218
D471,133 S	3/2003	Pontaoe	D11/218
D471,328 S	3/2003	Hanna	D30/152
D477,692 S	7/2003	Hanna	D30/140
D483,294 S	12/2003	Uehara	D11/218

* cited by examiner

Primary Examiner—Ralf Seifert
(74) *Attorney, Agent, or Firm*—Wood Herron & Evans, LLP

(56) **References Cited**

U.S. PATENT DOCUMENTS

D46,861 S	1/1915	Christl	
1,150,993 A	8/1915	Butts	
1,876,477 A	9/1932	Troendly	
1,988,890 A	1/1935	Fenton 24/200
1,999,167 A	4/1935	White 24/73
D125,290 S	2/1941	Sanford	
2,236,586 A	4/1941	White 24/73
D138,185 S	7/1944	Reiter D17/1
2,407,466 A	9/1946	Alberts 24/200
4,608,735 A *	9/1986	Kasai 24/196
4,637,099 A *	1/1987	Kasai 24/200
4,677,711 A *	7/1987	Anscher 24/200
D328,044 S	7/1992	Murai D11/218

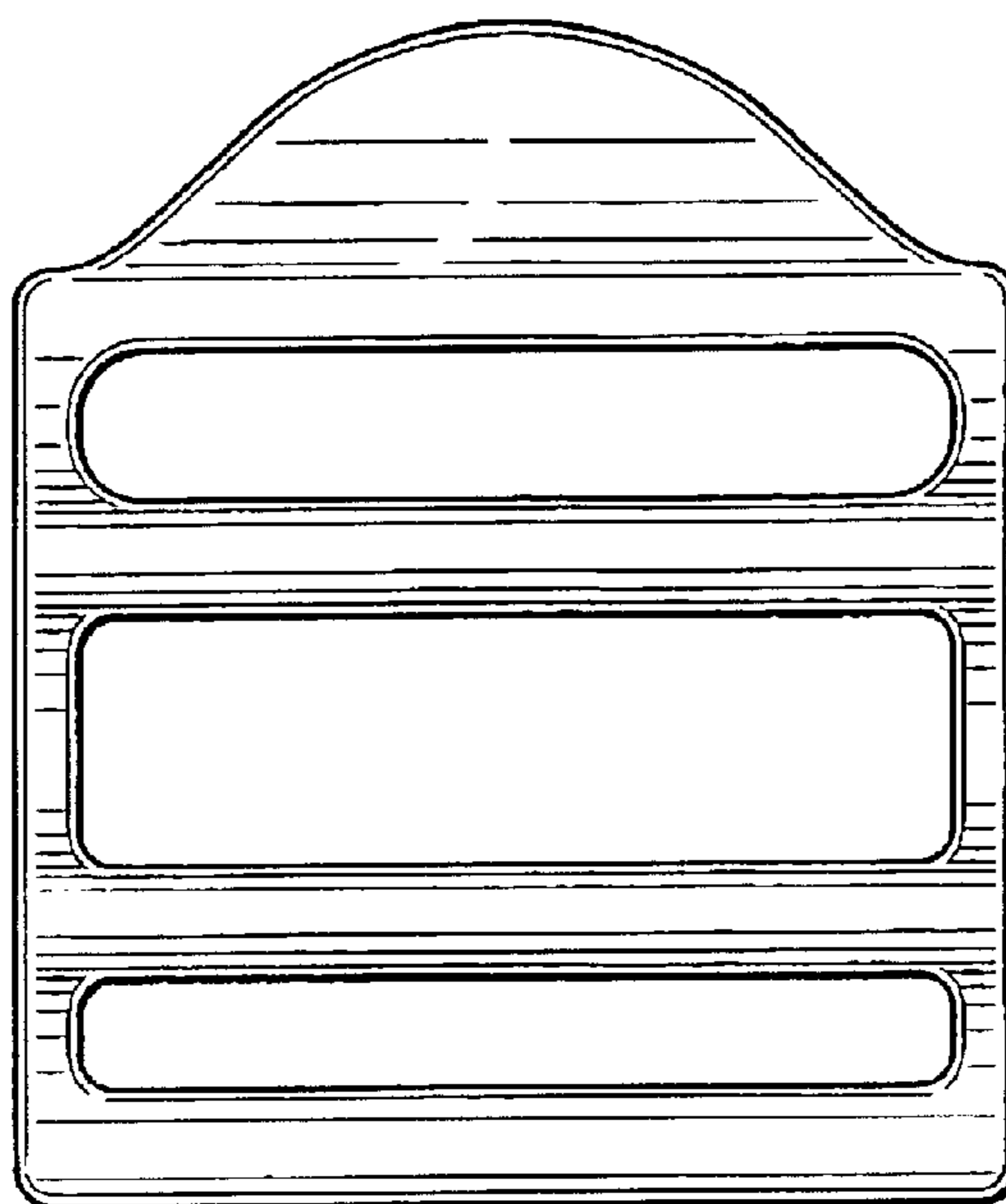
(57) **CLAIM**

The ornamental design for the belt buckle, as shown and described.

DESCRIPTION

FIG. 1 is a front view of my belt buckle design;
FIG. 2 is a right side elevational view thereof;
FIG. 3 is a rear view thereof;
FIG. 4 is a left side elevational view thereof;
FIG. 5 is a top plan view thereof; and,
FIG. 6 is a bottom plan view thereof.

1 Claim, 1 Drawing Sheet



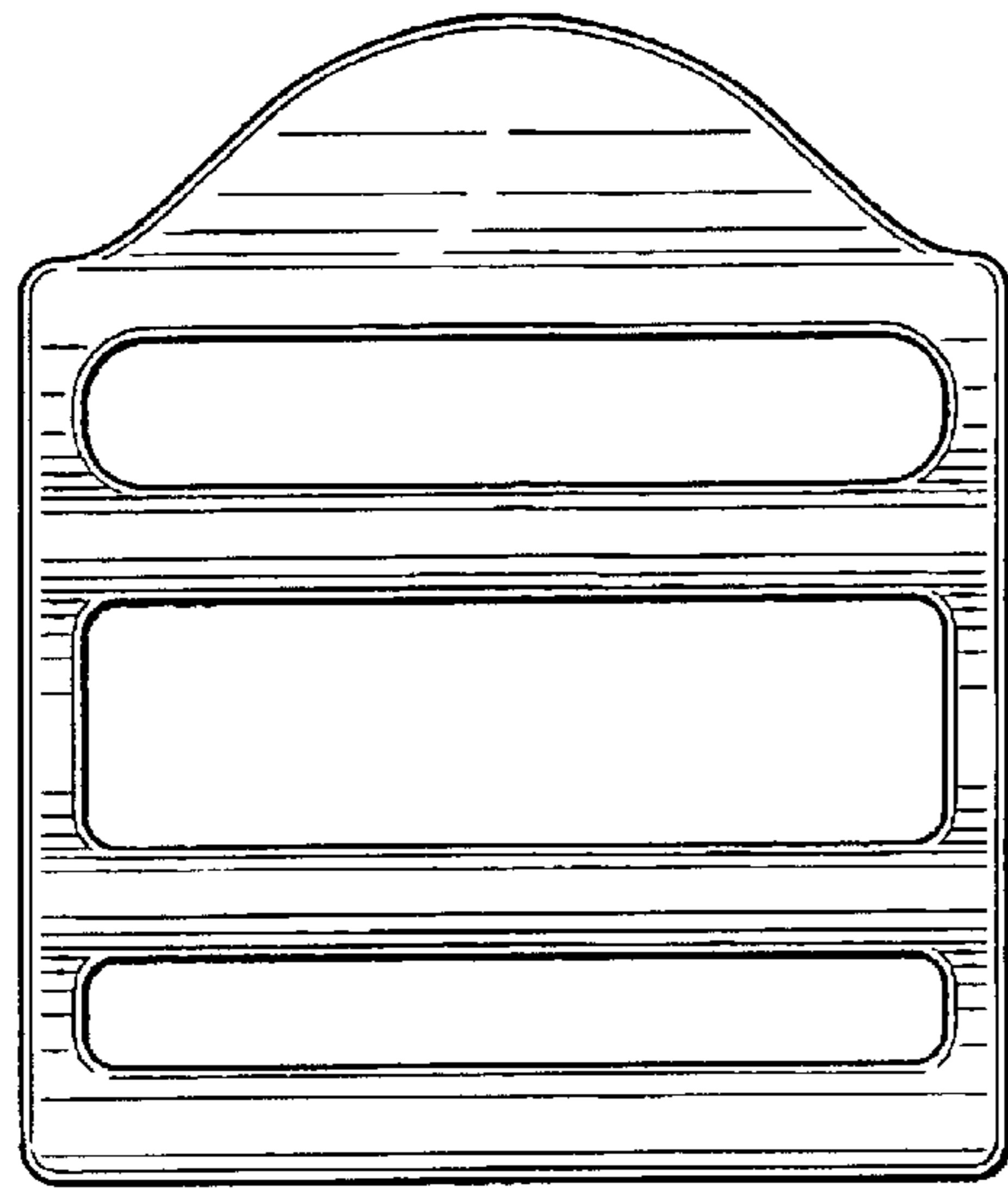


FIG. 1

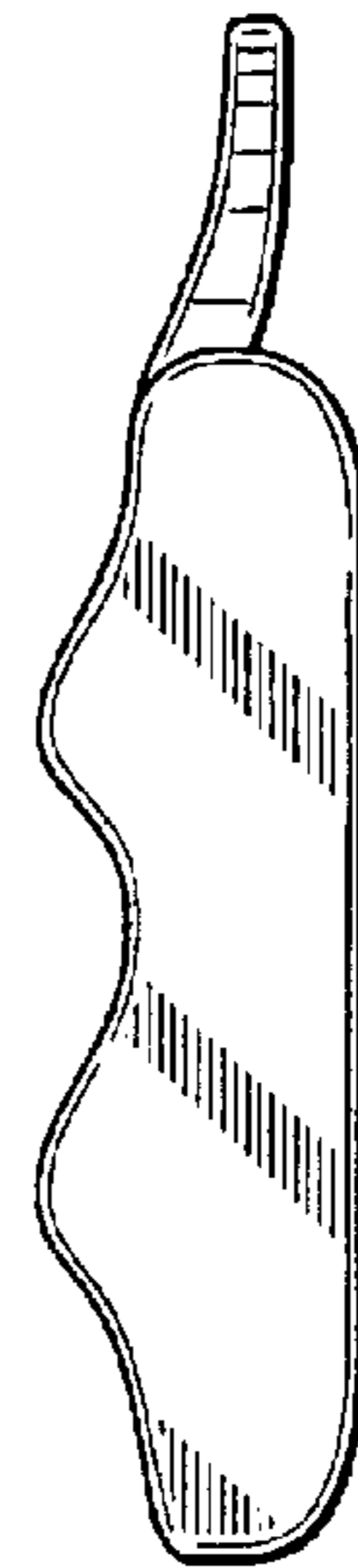


FIG. 2

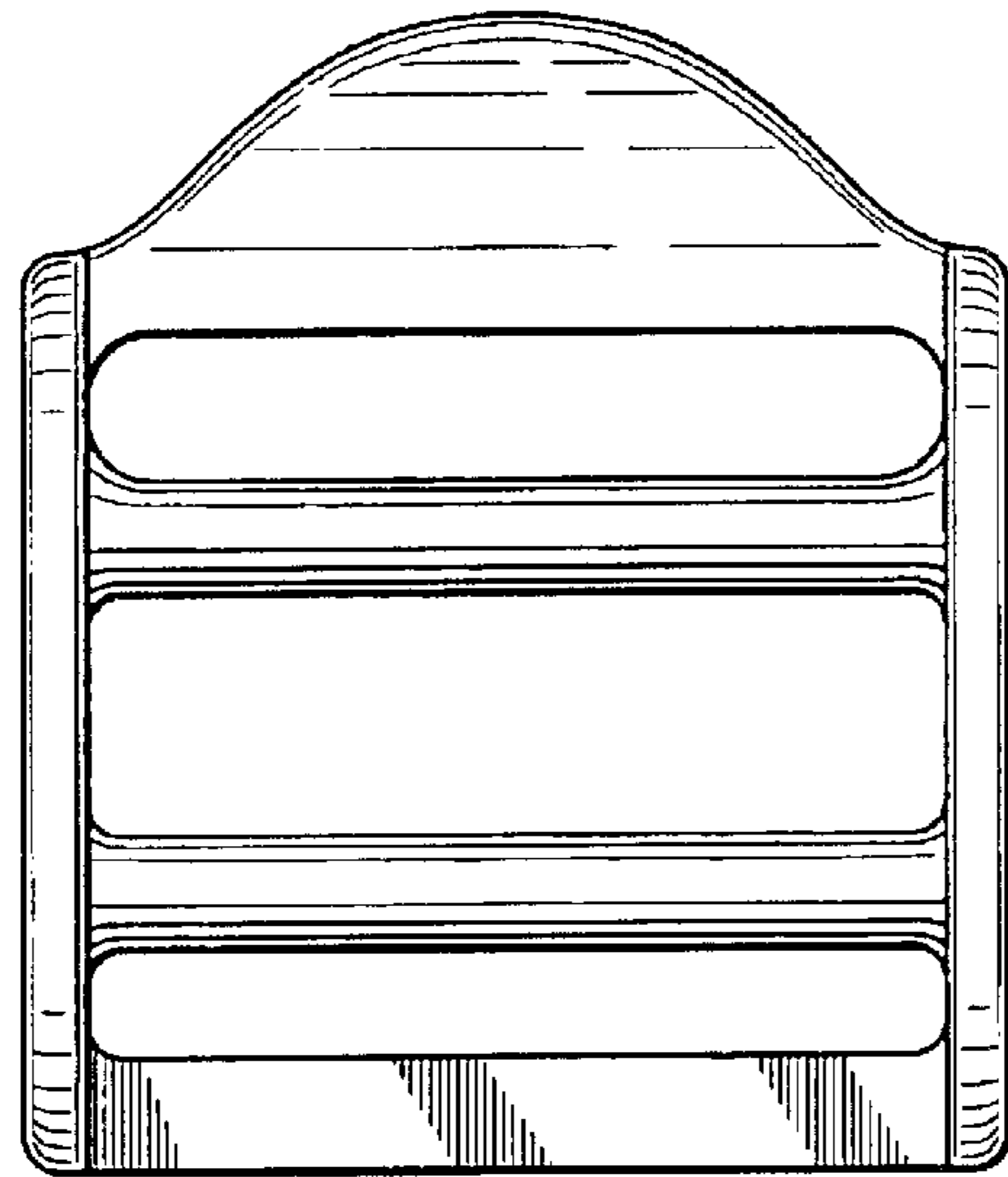


FIG. 3

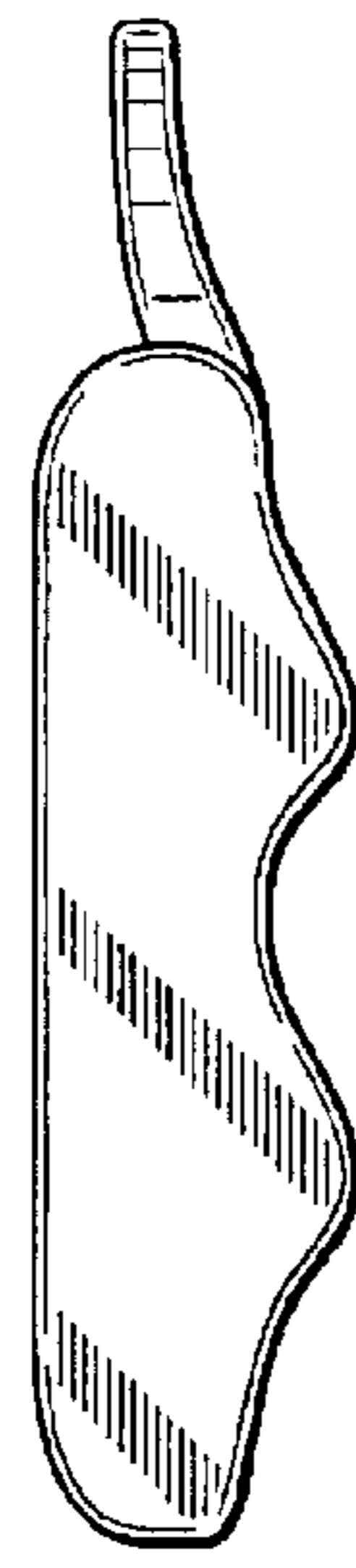


FIG. 4




FIG. 5




FIG. 6