

US00D507508S

(12) **United States Design Patent**
Brownell

(10) **Patent No.: US D507,508 S**

(45) **Date of Patent: ** Jul. 19, 2005**

(54) **HOLLOW BOW**

(75) Inventor: **David Brownell, O'Fallon, MO (US)**

(73) Assignee: **Electric Bow, L.L.C., O'Fallon, MO (US)**

(**) Term: **14 Years**

(21) Appl. No.: **29/210,496**

(22) Filed: **Aug. 2, 2004**

(51) **LOC (8) Cl. 11-02**

(52) **U.S. Cl. D11/184**

(58) **Field of Search** D11/56, 74, 103,
D11/125, 133, 140, 184, 204, 217, 219,
223, 232, 238; D9/629, 635, 434, 451,
680; D28/39-42, 8.2, 79; D2/895, 976;
D23/367; D26/4, 7, 16, 25, 32, 57, 73,
94, 125, 156; 428/4, 5, 7-11, 28; 362/565,
571, 104, 122, 806; 132/273, 275, 276-279

(56) **References Cited**

U.S. PATENT DOCUMENTS

595,926 A	*	12/1897	Skillen	132/275
1,480,009 A	*	1/1924	Preston	132/275
D69,228 S	*	1/1926	Leonard	D26/125
3,819,458 A	*	6/1974	Kinderman et al.	428/10
D306,215 S	*	2/1990	Bell et al.	D28/39
D313,373 S		1/1991	Taylor		
D317,403 S	*	6/1991	Farsch	D9/635
D332,584 S	*	1/1993	Tarro	D11/164
D333,802 S	*	3/1993	Stabler	D11/184

5,198,274 A	*	3/1993	Etzion	428/5
D338,628 S		8/1993	Daun		
D371,613 S		7/1996	Moore		
D382,605 S		8/1997	Choi		
D390,808 S		2/1998	Balde		
D390,809 S		2/1998	Etzion		
D406,078 S	*	2/1999	Rauch et al.	D11/120
D458,699 S	*	6/2002	Gilbert	D26/25
D458,974 S		6/2002	Perry et al.		
D466,339 S		12/2002	Risdon		
D468,458 S	*	1/2003	Tsai	D26/25
D493,563 S	*	7/2004	Sehl	D26/98

* cited by examiner

Primary Examiner—Catherine Tuttle

(74) *Attorney, Agent, or Firm*—Polster, Lieder, Woodruff & Lucchesi L.C.

(57) **CLAIM**

The ornamental design for a hollow bow, as shown and described.

DESCRIPTION

FIG. 1 is a perspective view of the hollow bow of this invention;

FIG. 2 is a front or back elevational view of FIG. 1;


FIG. 3 is a right or left side elevational view of FIG. 1;

FIG. 4 is a top plan view of FIG. 1; and,

FIG. 5 is a bottom plan view of FIG. 1.

The broken lines showing the entry hole in FIGS. 1 and 4 are for illustrative purposes only; and form no part of the claimed design.

1 Claim, 1 Drawing Sheet



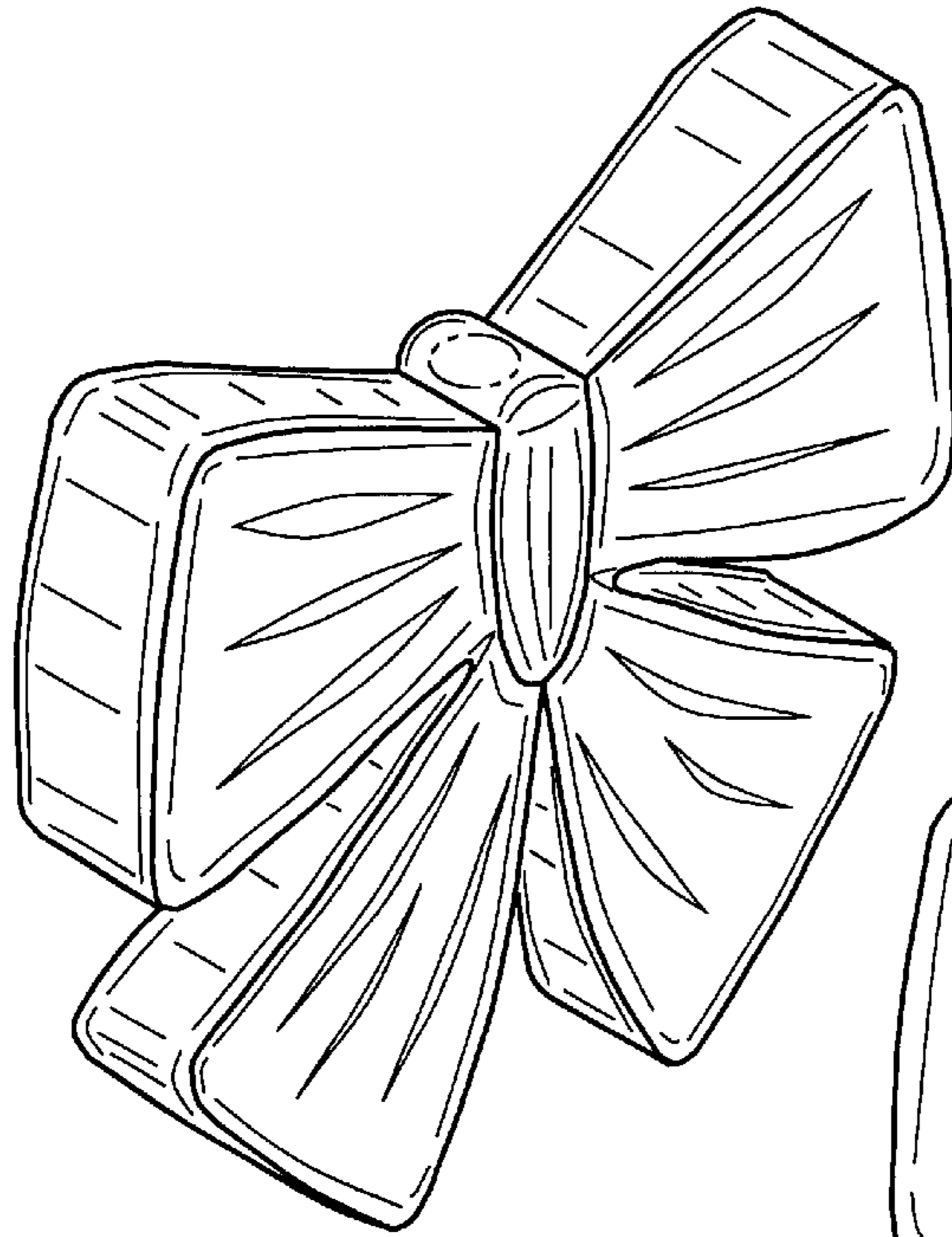


FIG. 1




FIG. 2




FIG. 3

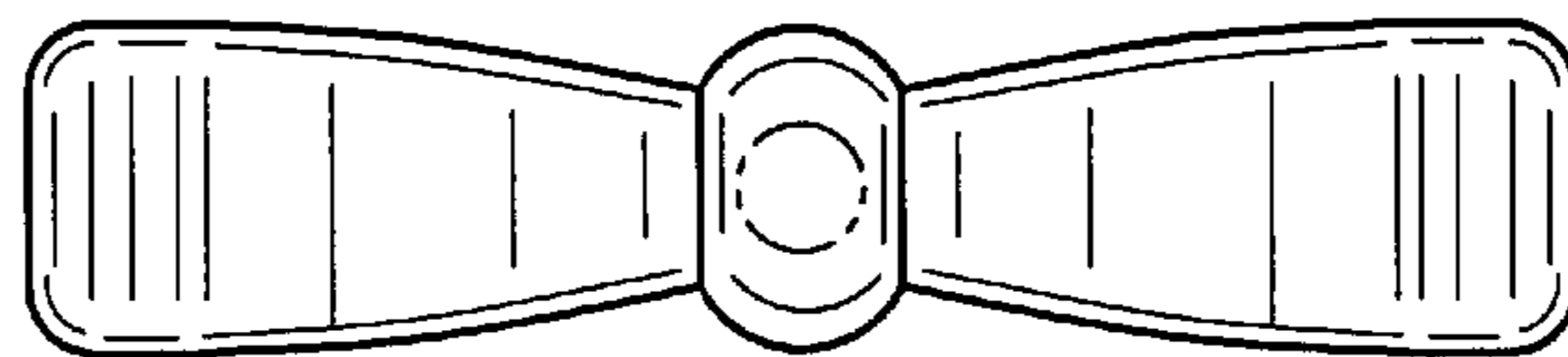


FIG. 4




FIG. 5