



US00D507503S

(12) **United States Design Patent**
Perry

(10) **Patent No.:** **US D507,503 S**
(45) **Date of Patent:** **** Jul. 19, 2005**

(54) **WATCH DIAL FACE**

D395,839 S * 7/1998 Galli D10/132

(76) **Inventor:** **Del Shea Perry**, 1613 E. Cty Rd. D,
Maplewood, MN (US) 55109

* cited by examiner

Primary Examiner—Nelson C. Holtje

(**) **Term:** **14 Years**

(57) **CLAIM**

(21) **Appl. No.:** **29/213,460**

The ornamental design for a watch dial face, as shown and described.

(22) **Filed:** **Sep. 17, 2004**

DESCRIPTION

(51) **LOC (8) Cl.** **10-07**

(52) **U.S. Cl.** **D10/126**

(58) **Field of Search** D10/1-40, 122-132;
368/223, 228, 232, 238

FIG. 1 is a perspective view of a watch dial face according to my new design.

FIG. 2 is a top plan view of the watch dial face of FIG. 1.

FIG. 3 is a side elevational view of the watch dial face of FIG. 1.

FIG. 4 is a back plan view of the watch dial face of FIG. 1.

FIG. 5 is a side elevational view of the watch dial face of FIG. 1.

FIG. 6 is a bottom plan view of the watch dial face of FIG. 1; and,

FIG. 7 is a front plan view of the watch dial face of FIG. 1.

The broken line showings of FIGS. 1-7 are for illustrative purposes only, and form no part of the claimed design.

(56) **References Cited**

U.S. PATENT DOCUMENTS

D35,851 S	*	4/1902	Degoumois	D10/36
D46,390 S	*	9/1914	Alexander	D10/45
D53,025 S	*	2/1919	Weiner et al.	D10/33
D93,144 S	*	8/1934	Stedman	D10/126
D98,049 S	*	1/1936	Blow	D10/3
D99,432 S	*	4/1936	Duffy	D10/126
D105,470 S	*	8/1937	Belove	D10/33
D190,823 S	*	7/1961	Deminski	D10/124
D192,093 S	*	1/1962	Schmelder	D10/36

1 Claim, 2 Drawing Sheets






Fig. 1



Fig. 2



Fig. 3

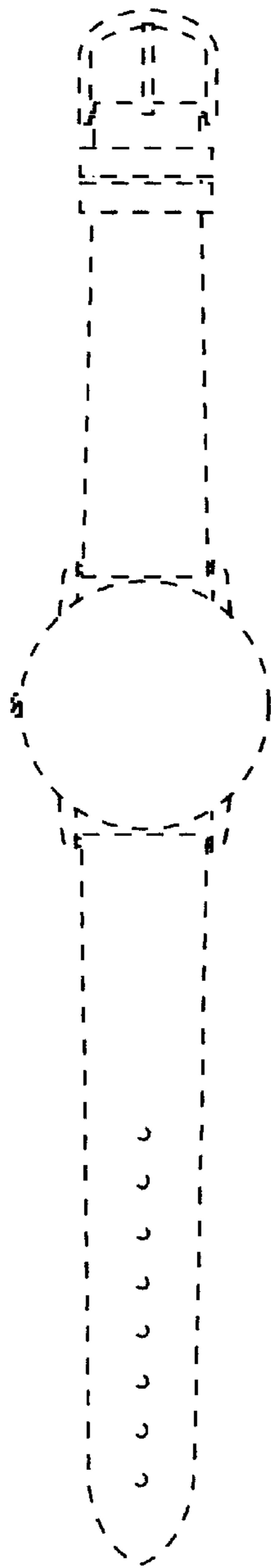


Fig. 4

Fig. 5



Fig. 6

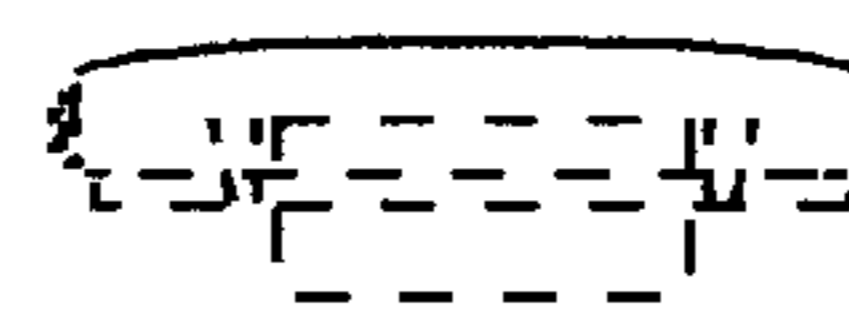


Fig. 7