

US00D507493S

(12) **United States Design Patent** (10) **Patent No.:** **US D507,493 S**
Nelson et al. (45) **Date of Patent:** **** Jul. 19, 2005**

(54) **SPRAYER**

(75) Inventors: **Naomi Ruth Nelson**, Cincinnati, OH (US); **Michael James Rodber**, Leicester (GB); **Christopher Harris**, Ruthland (GB)

(73) Assignee: **The Procter & Gamble Company**, Cincinnati, OH (US)

(**) Term: **14 Years**

(21) Appl. No.: **29/201,523**

(22) Filed: **Mar. 17, 2004**

Related U.S. Application Data

(63) Continuation-in-part of application No. 29/181,091, filed on May 5, 2003, now Pat. No. Des. 489,970.

(51) **LOC (8) Cl.** **09-01**

(52) **U.S. Cl.** **D9/686; D9/685; D9/688**

(58) **Field of Search** D9/445, 448, 692, D9/688, 689, 686, 690, 435, 434, 685, 300, 500, 506, 523, 529, 549; 222/153.11, 153.12, 153.13, 153.14, 402.11, 402.13, 402.21, 335, 380, 207; D23/212, 223, 224, 225, 226; 239/333; D28/91.1

(56) **References Cited**

U.S. PATENT DOCUMENTS

D195,701 S * 7/1963 Chermayeff D9/300
3,933,283 A * 1/1976 Hoagland 222/402.13
D305,612 S * 1/1990 Haworth D9/685
D356,249 S * 3/1995 Abfier et al. D9/448
D388,319 S * 12/1997 Lamb D9/688
D430,793 S * 9/2000 Baron D9/688
D436,039 S * 1/2001 Moretti D9/448
D461,718 S * 8/2002 Brozell D9/529
D489,616 S * 5/2004 Bakic D9/448
D489,970 S * 5/2004 Nelson et al. D9/688
6,758,373 B2 * 7/2004 Jackson et al. 222/153.11

* cited by examiner

Primary Examiner—Paula A. Greene

(74) *Attorney, Agent, or Firm*—Mark A. Charles; Brent M. Peebles

(57) **CLAIM**

The ornamental design for a sprayer, as shown and described.

DESCRIPTION

FIG. 1 is a top view of the sprayer, embodying the new design;
FIG. 2 is a perspective view thereof;
FIG. 3 is a rear view thereof;
FIG. 4 is a left view thereof, the opposite right side is a mirror image thereto;
FIG. 5 is a front view thereof;
FIG. 6 is a bottom view thereof;
FIG. 7 is a top view of another embodiment the sprayer;
FIG. 8 is a perspective view thereof;
FIG. 9 is a rear view thereof;
FIG. 10 is a left view thereof, the opposite right side is a mirror image thereto;
FIG. 11 is a front view thereof;
FIG. 12 is a bottom view thereof;
FIG. 13 is a top view of another embodiment the sprayer;
FIG. 14 is a perspective view thereof;
FIG. 15 is a rear view thereof;
FIG. 16 is a left view thereof, the opposite right side is a mirror image thereto;
FIG. 17 is a front view thereof;
FIG. 18 is a bottom view thereof;
FIG. 19 is a top view of another embodiment the sprayer;
FIG. 20 is a perspective view thereof;
FIG. 21 is a rear view thereof;
FIG. 22 is a left view thereof, the opposite right side is a mirror image thereto;
FIG. 23 is a front view thereof; and,
FIG. 24 is a bottom view thereof.

The broken lines shown in the drawings are for illustrative purposes only and form no part of the claimed design.

1 Claim, 4 Drawing Sheets





Fig. 1




Fig. 2

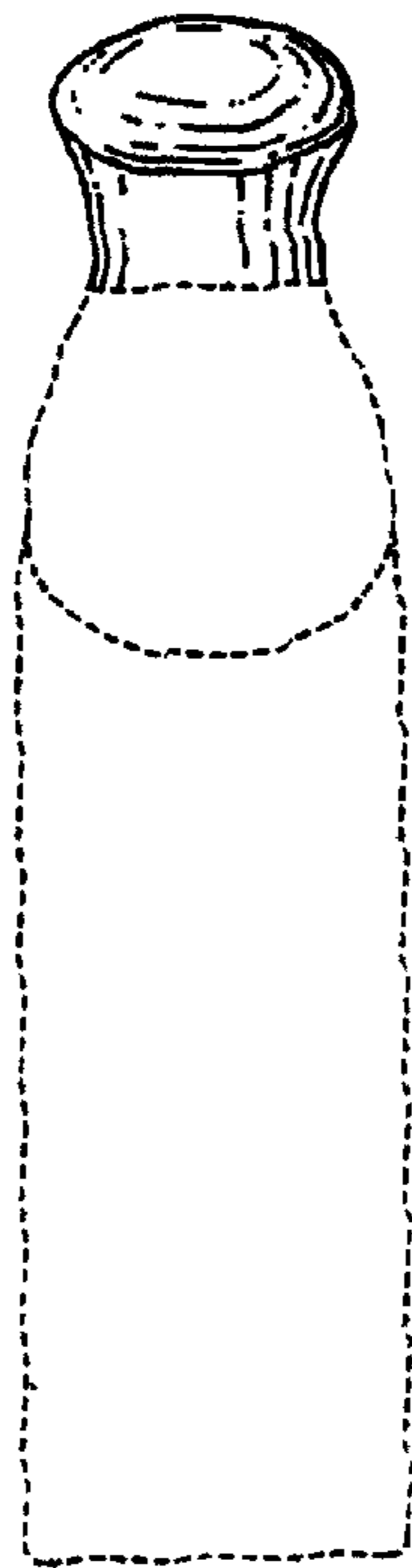


Fig. 3




Fig. 4




Fig. 5




Fig. 6

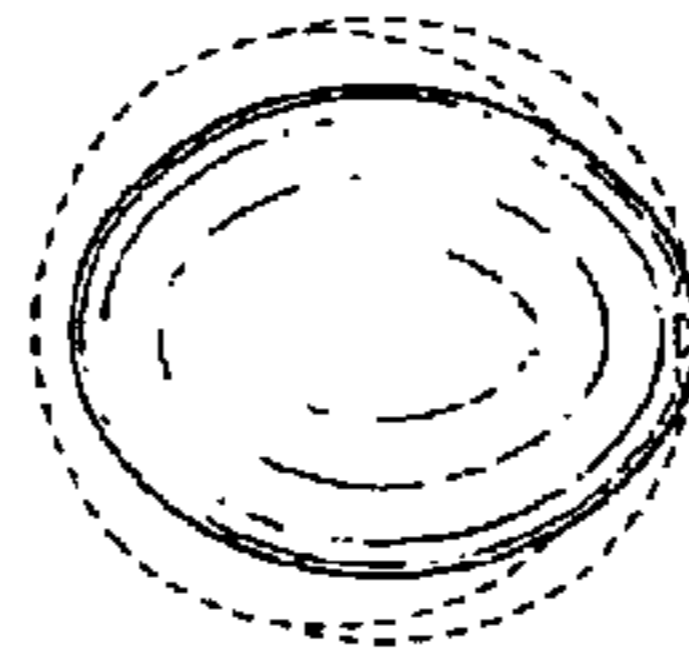


Fig. 7




Fig. 8

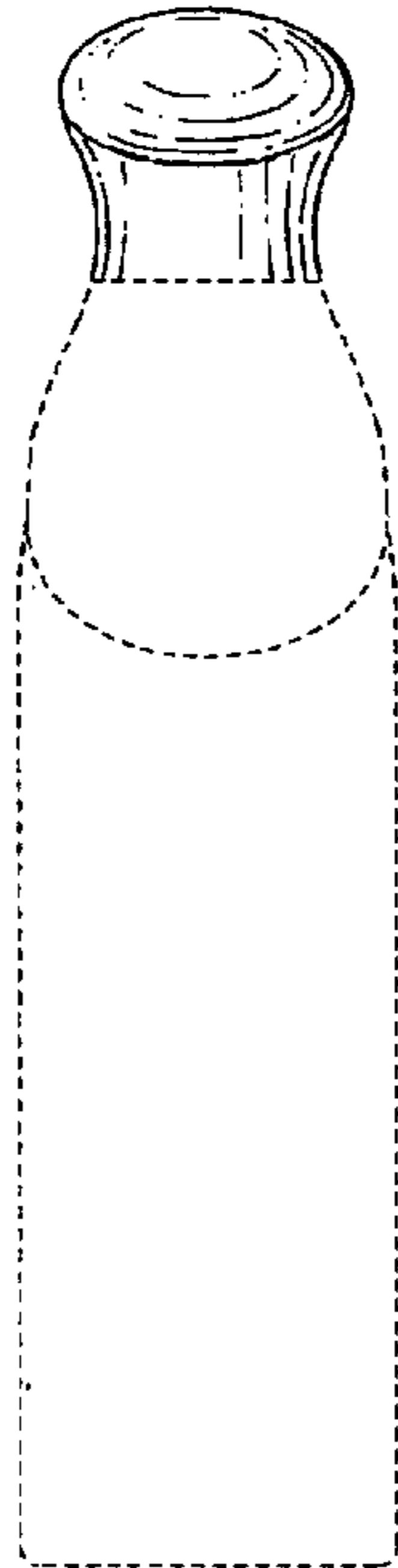


Fig. 9

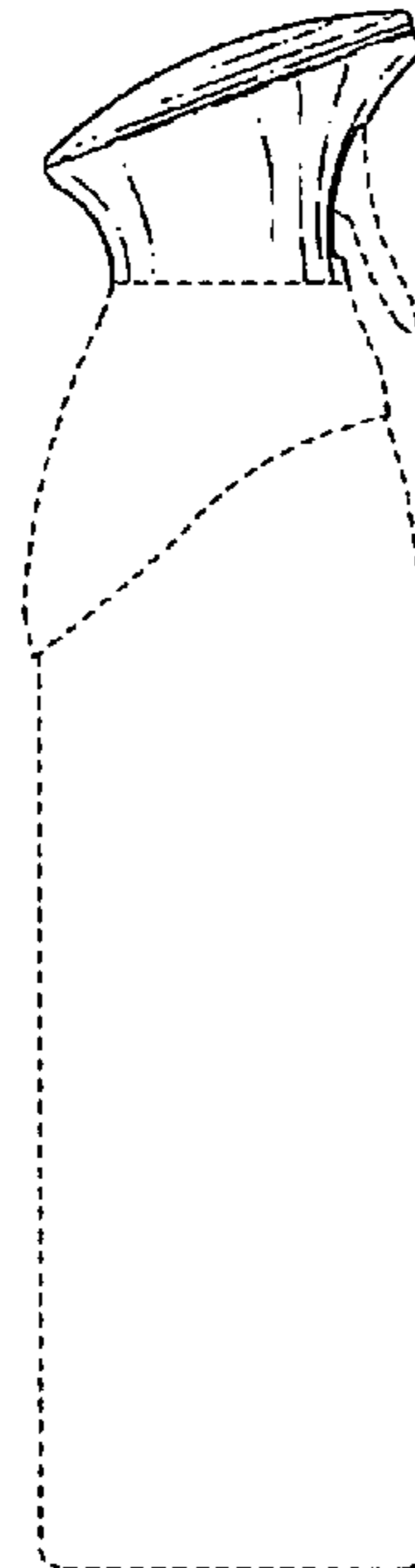


Fig. 10




Fig. 11

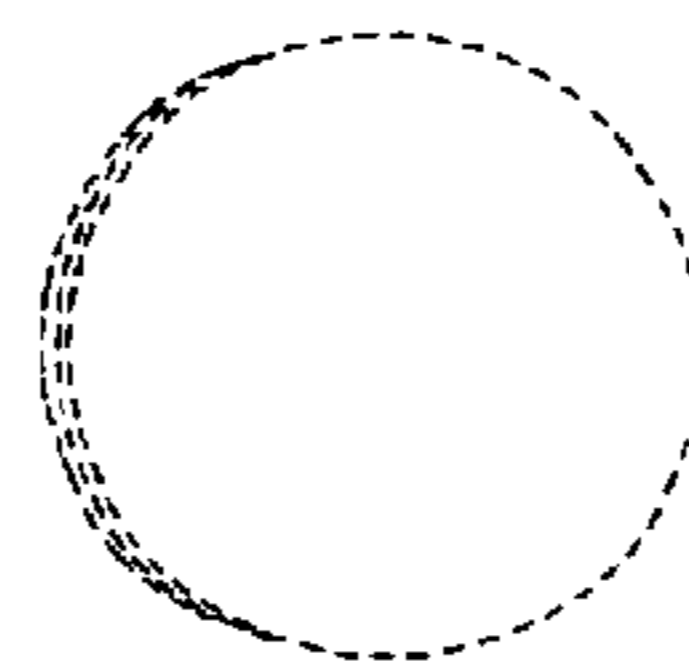


Fig. 12

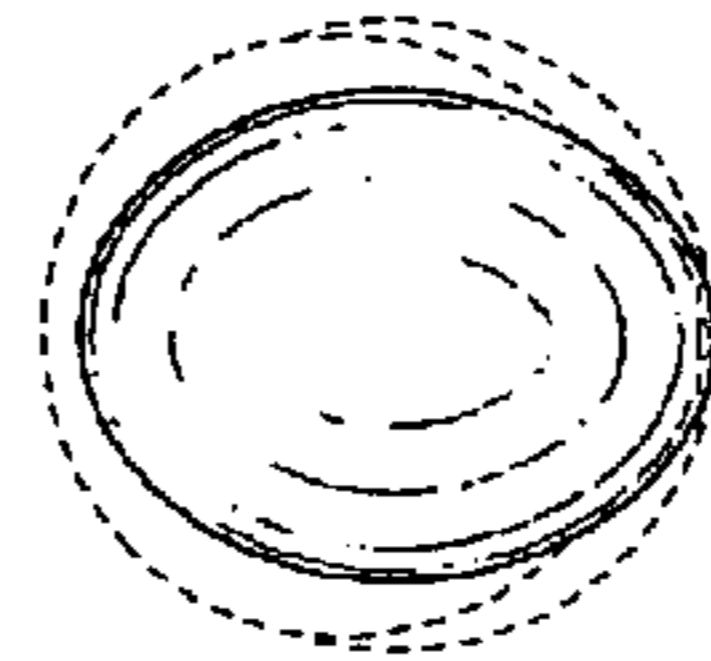


Fig. 13

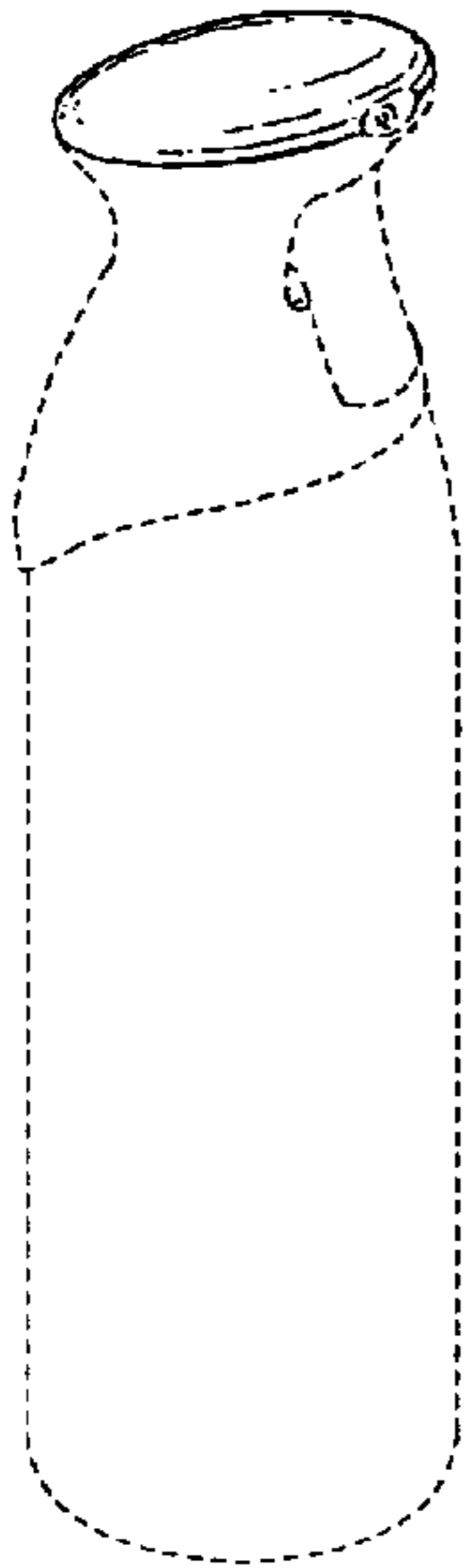


Fig. 14

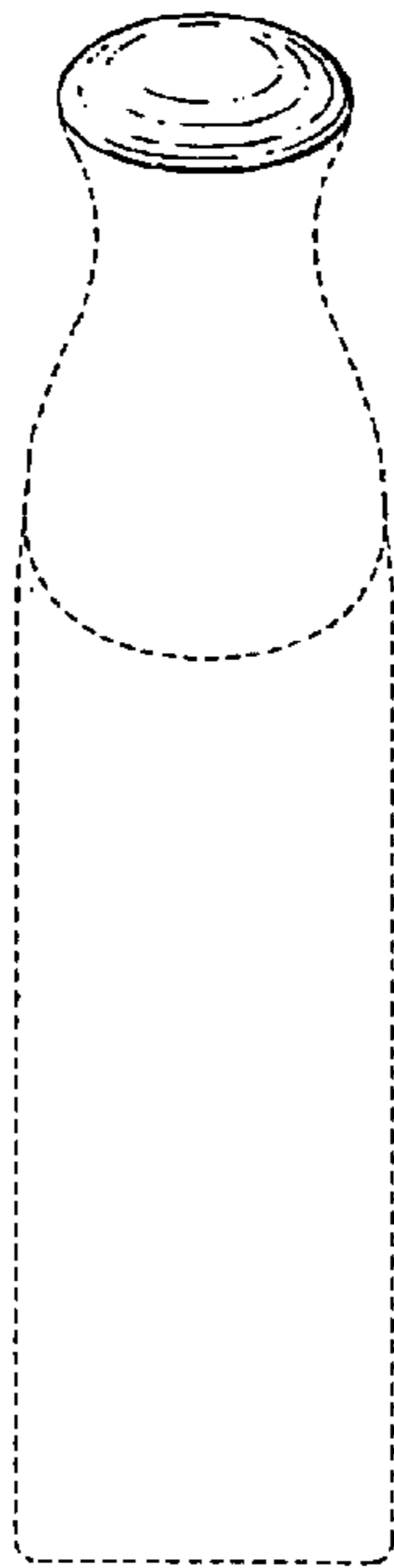


Fig. 15

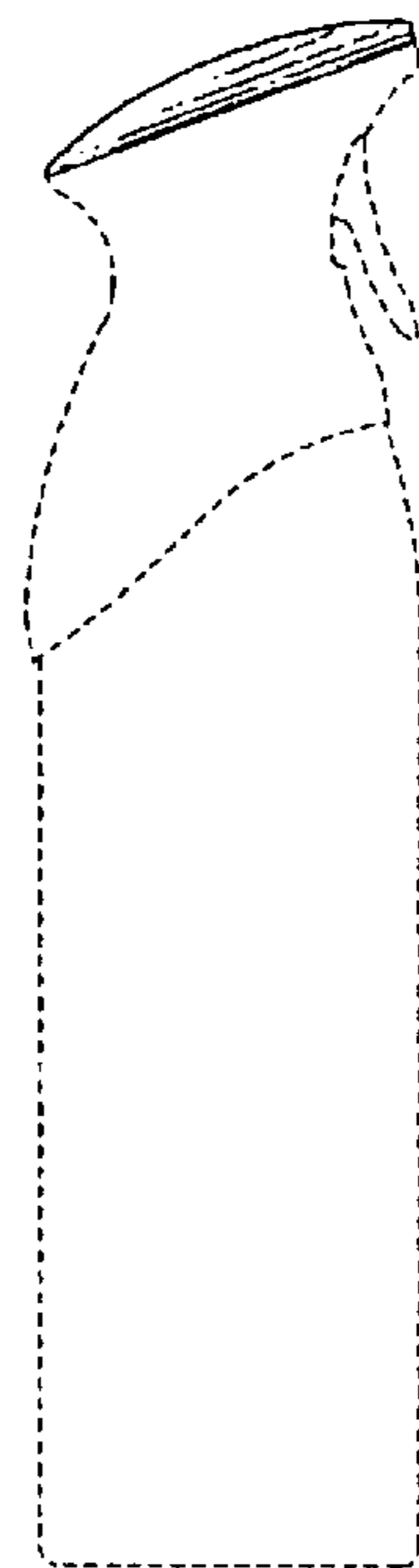


Fig. 16



Fig. 17

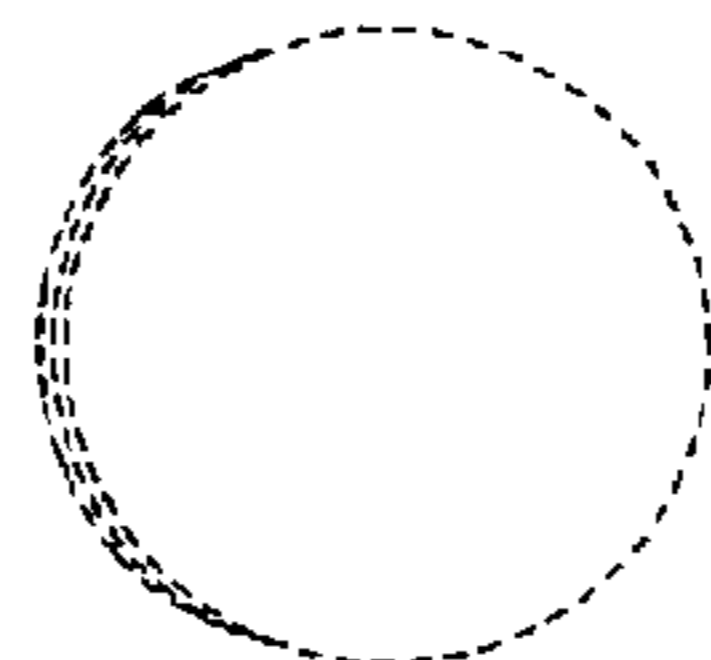


Fig. 18

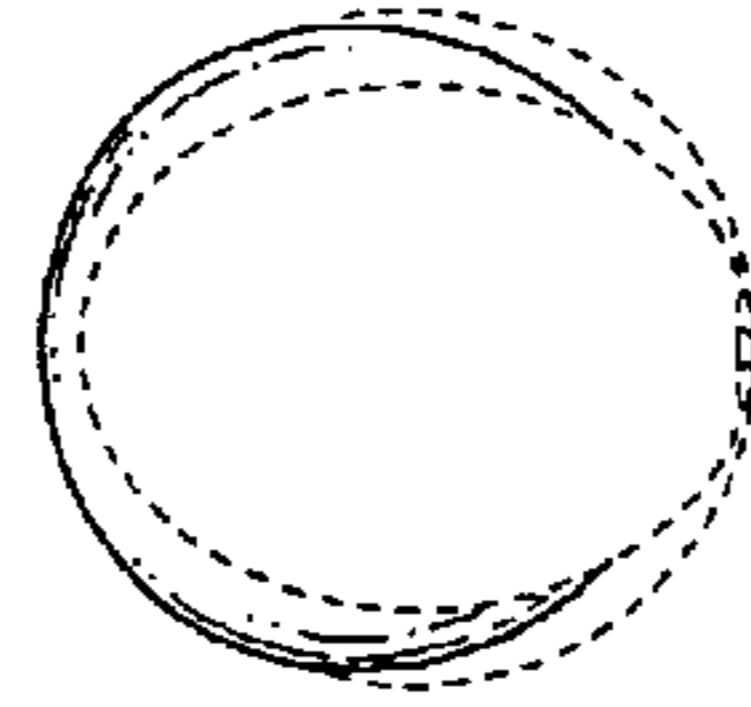


Fig. 19




Fig. 20

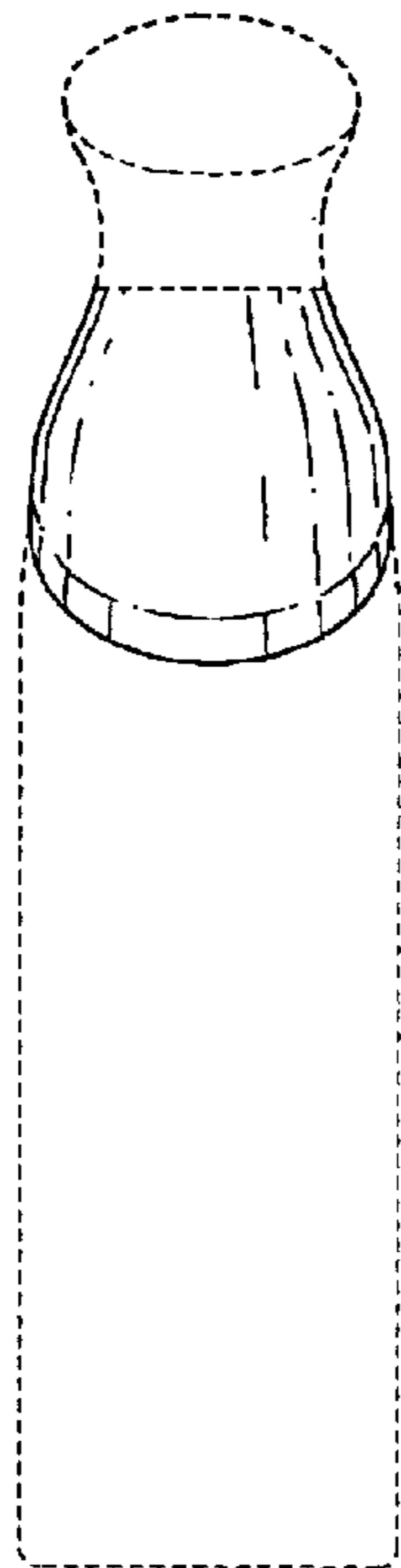


Fig. 21

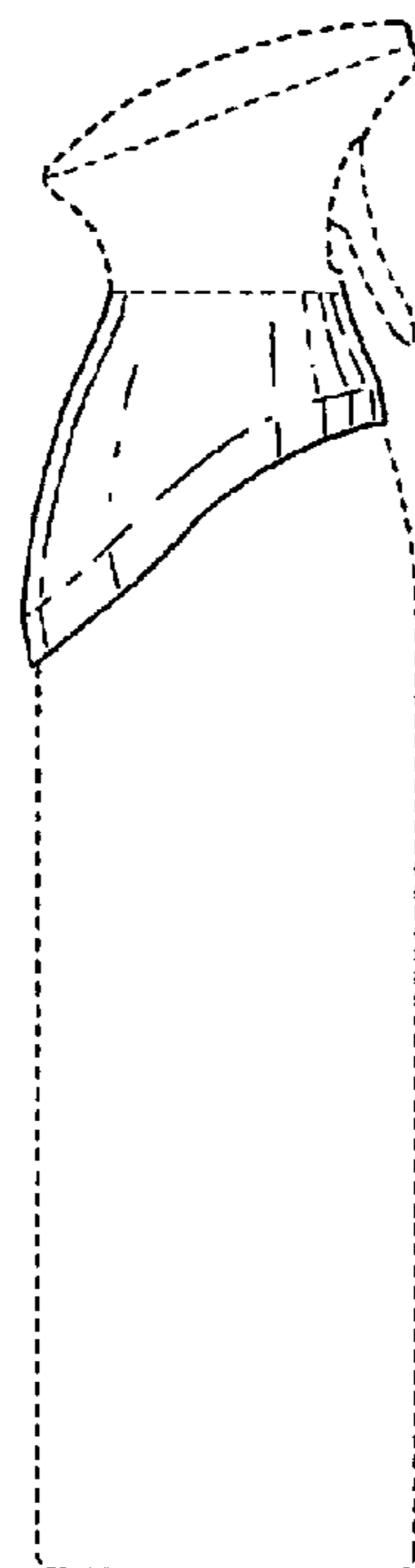


Fig. 22




Fig. 23

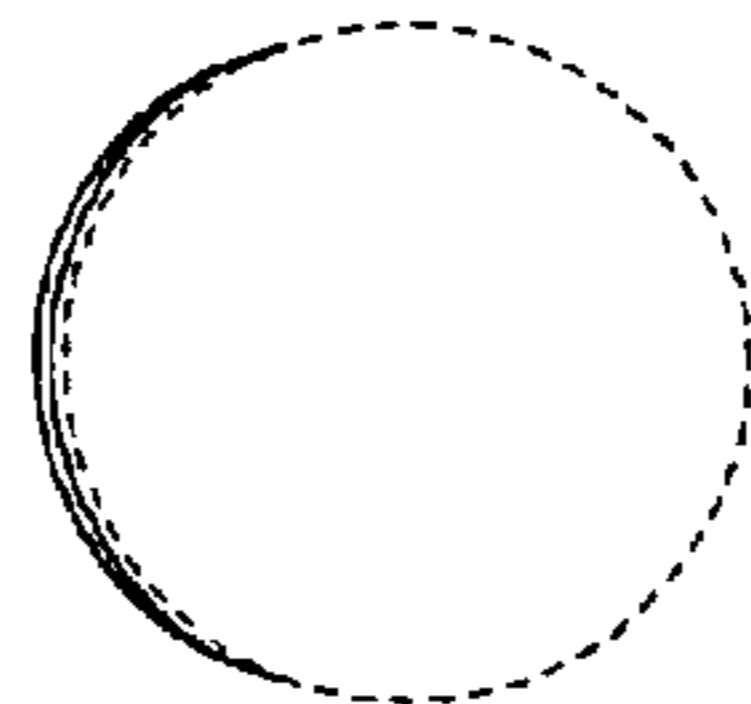


Fig. 24

UNITED STATES PATENT AND TRADEMARK OFFICE
CERTIFICATE OF CORRECTION

PATENT NO. : Des. 507,493 S
APPLICATION NO. : 29/201523
DATED : July 19, 2005
INVENTOR(S) : Nelson et al.

Page 1 of 4

It is certified that error appears in the above-identified patent and that said Letters Patent is hereby corrected as shown below:

On the Title Pg

IN THE DESCRIPTION:

“FIG. 6 is a bottom view thereof;” should read --FIG. 6 is a bottom view thereof.--

DELETE THE FOLLOWING TEXT:

“FIG. 7 is a top view of another embodiment the sprayer;
FIG. 8 is a perspective view thereof;
FIG. 9 is a rear view thereof;
FIG. 10 is a left view thereof, the opposite right side is a mirror image thereto;
FIG. 11 is a front view thereof;
FIG. 12 is a bottom view thereof;
FIG. 13 is a top view of another embodiment the sprayer;
FIG. 14 is a perspective view thereof;
FIG. 15 is a rear view thereof;
FIG. 16 is a left view thereof, the opposite right side is a mirror image thereto;
FIG. 17 is a front view thereof;
FIG. 18 is a bottom view thereof;
FIG. 19 is a top view of another embodiment the sprayer;
FIG. 20 is a perspective view thereof;
FIG. 21 is a rear view thereof;
FIG. 22 is a left view thereof, the opposite right side is a mirror image thereto;
FIG. 23 is a front view thereof; and,
FIG. 24 is a bottom view thereof.”

UNITED STATES PATENT AND TRADEMARK OFFICE
CERTIFICATE OF CORRECTION

PATENT NO. : Des. 507,493 S
APPLICATION NO. : 29/201523
DATED : July 19, 2005
INVENTOR(S) : Nelson et al.

Page 2 of 4

It is certified that error appears in the above-identified patent and that said Letters Patent is hereby corrected as shown below:

DELETE THE FOLLOWING DRAWINGS:



Fig. 7

“




Fig. 8

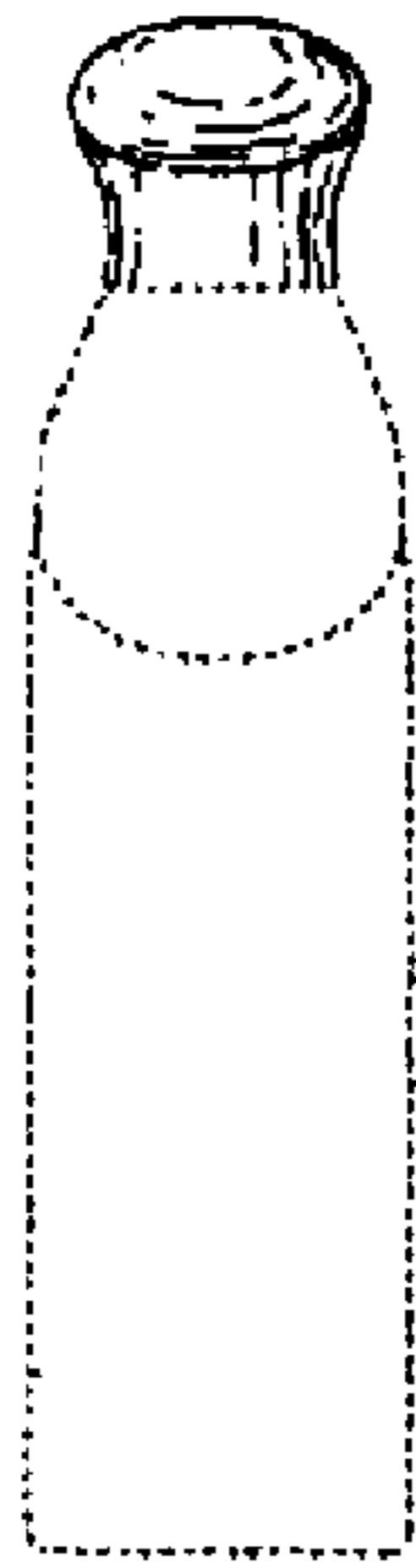


Fig. 9




Fig. 10



Fig. 11

”



Fig. 12

UNITED STATES PATENT AND TRADEMARK OFFICE
CERTIFICATE OF CORRECTION

PATENT NO. : Des. 507,493 S
APPLICATION NO. : 29/201523
DATED : July 19, 2005
INVENTOR(S) : Nelson et al.

Page 3 of 4

It is certified that error appears in the above-identified patent and that said Letters Patent is hereby corrected as shown below:

DELETE THE FOLLOWING DRAWINGS:



Fig. 13

“




Fig. 14

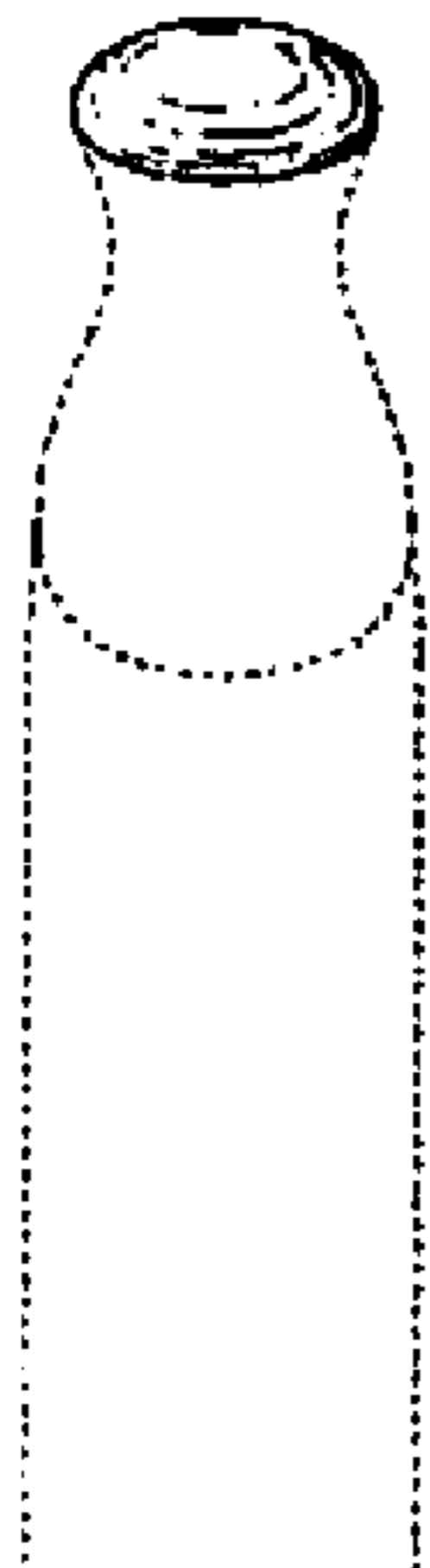


Fig. 15

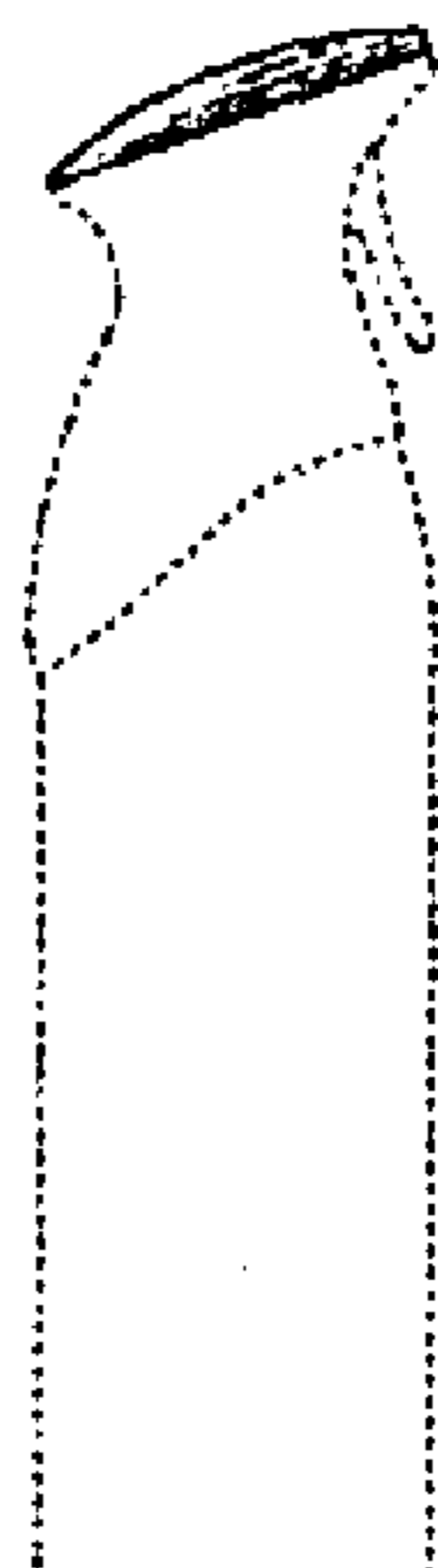


Fig. 16



Fig. 17

”




Fig. 18

UNITED STATES PATENT AND TRADEMARK OFFICE
CERTIFICATE OF CORRECTION

PATENT NO. : Des. 507,493 S
APPLICATION NO. : 29/201523
DATED : July 19, 2005
INVENTOR(S) : Nelson et al.

Page 4 of 4

It is certified that error appears in the above-identified patent and that said Letters Patent is hereby corrected as shown below:

DELETE THE FOLLOWING DRAWINGS:



Fig. 19

“




Fig. 20

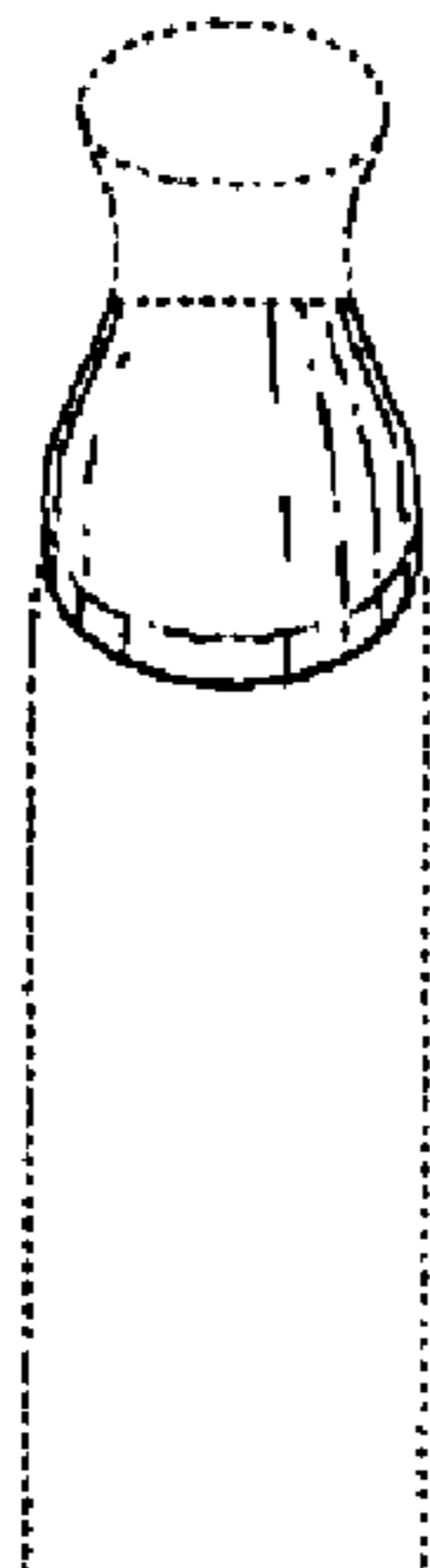


Fig. 21




Fig. 22




Fig. 23

”




Fig. 24

Signed and Sealed this

Twenty-ninth Day of December, 2009

David J. Kappos

David J. Kappos
Director of the United States Patent and Trademark Office