

US00D507491S

(12) **United States Design Patent** (10) **Patent No.:** **US D507,491 S**
Bretz et al. (45) **Date of Patent:** **** Jul. 19, 2005**

- (54) **BOTTLE**
- (75) Inventors: **John M. Bretz**, Crystal Lake, IL (US);
John L. Konieczka, Lake Barrington,
IL (US); **Scott A. Schoessel**, Evantson,
IL (US); **Jill Maine**, Chicago, IL (US);
Thomas C. Van Dyk, Ramsey, NJ (US)
- (73) Assignee: **Stokely-Van Camp, Inc.**, Chicago, IL
(US)
- (**) Term: **14 Years**
- (21) Appl. No.: **29/210,249**
- (22) Filed: **Jul. 29, 2004**

- 4,863,046 A 9/1989 Collette et al.
4,927,680 A 5/1990 Collette et al.
5,005,716 A 4/1991 Eberle
5,178,290 A 1/1993 Ota et al.
D345,693 S 4/1994 Edstrom
5,337,909 A 8/1994 Vaillencourt
5,341,946 A 8/1994 Vaillencourt et al.
D364,565 S 11/1995 Vaillencourt et al.
D393,802 S 4/1998 Collette et al.
D426,460 S 6/2000 Krishnakumar et al.
D433,322 S 11/2000 Krishnakumar et al.
D434,330 S 11/2000 Rowe et al.
D441,641 S 5/2001 Piccioli et al.
D448,673 S 10/2001 Bretz et al.
D456,704 S 5/2002 Ranchetti
D457,055 S 5/2002 Ranchetti
D457,056 S 5/2002 Ranchetti
D466,021 S 11/2002 Thierjung et al.

Related U.S. Application Data

- (62) Division of application No. 29/208,472, filed on Jun. 29,
2004, which is a continuation of application No. 29/169,390,
filed on Oct. 18, 2002, now abandoned.

- (51) **LOC (8) Cl.** **09-01**
- (52) **U.S. Cl.** **D9/558; D9/551**
- (58) **Field of Search** D9/307, 500-504,
D9/516-520, 537-543, 549, 552, 556-564,
569-570; 215/379-383, 400; 220/890

(56) **References Cited**

U.S. PATENT DOCUMENTS

- 4,717,525 A 1/1988 Iizuka et al.
D294,117 S 2/1988 Rogler et al.
D294,118 S 2/1988 Papa
D294,462 S 3/1988 Ota et al.
D294,463 S 3/1988 Lang
D294,678 S 3/1988 Papa
D295,381 S 4/1988 Papa
D295,382 S 4/1988 Rogler
D295,612 S 5/1988 Ota
4,805,788 A 2/1989 Akiho
D300,805 S 4/1989 Rogler et al.

Primary Examiner—Sandra L. Morris

(74) *Attorney, Agent, or Firm*—Lars S. Johnson; James D.
Ryndak

(57) **CLAIM**

The ornamental design for a bottle, as shown and described.

DESCRIPTION

FIG. 1 is a perspective view of a bottle showing the new design;

FIG. 2 is an elevational view thereof, the opposite elevational view being identical;

FIG. 3 is another elevational view thereof, representing a partial rotation of the bottle about its vertical axis from the elevational view depicted in FIG. 2, the opposite elevational view being identical;

FIG. 4 is a top plan view thereof; and,

FIG. 5 is a bottom plan view thereof.

The broken line showing is for illustrative purposes only, and forms no part of the claimed design.

1 Claim, 2 Drawing Sheets

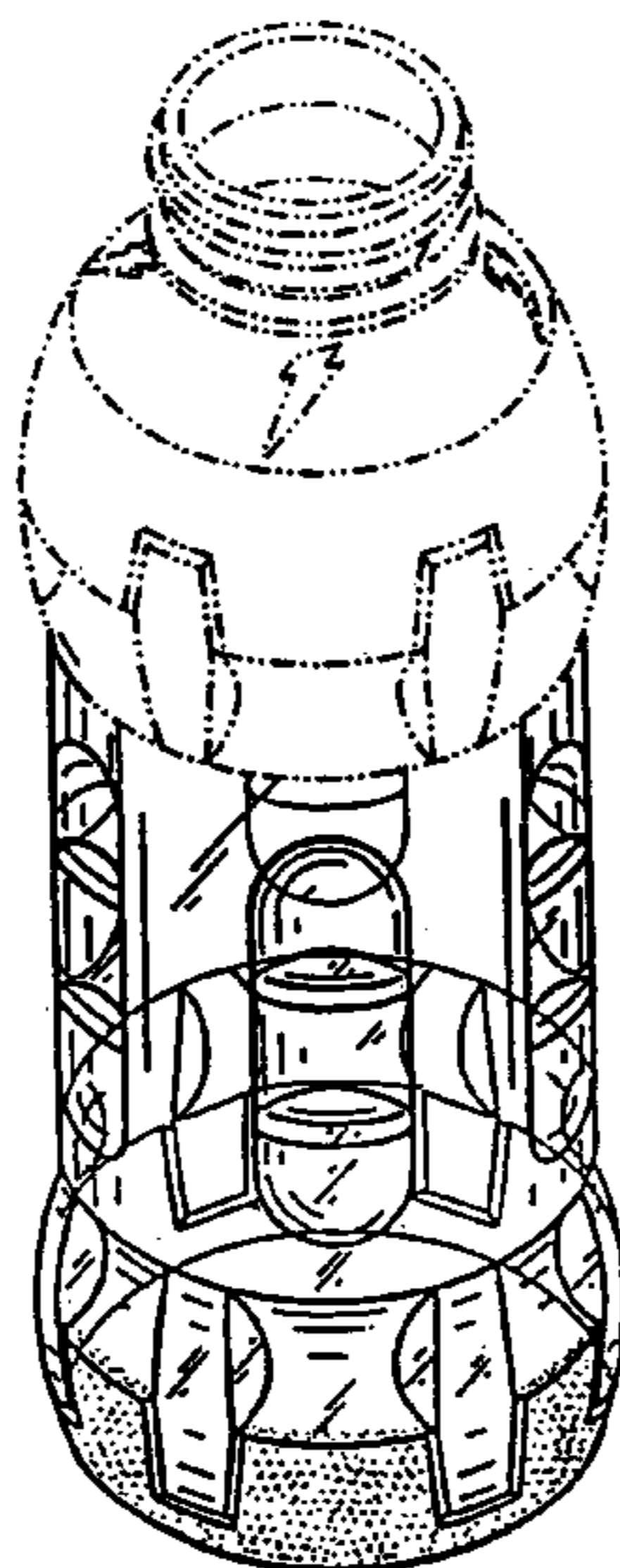


FIG. 1




FIG. 2

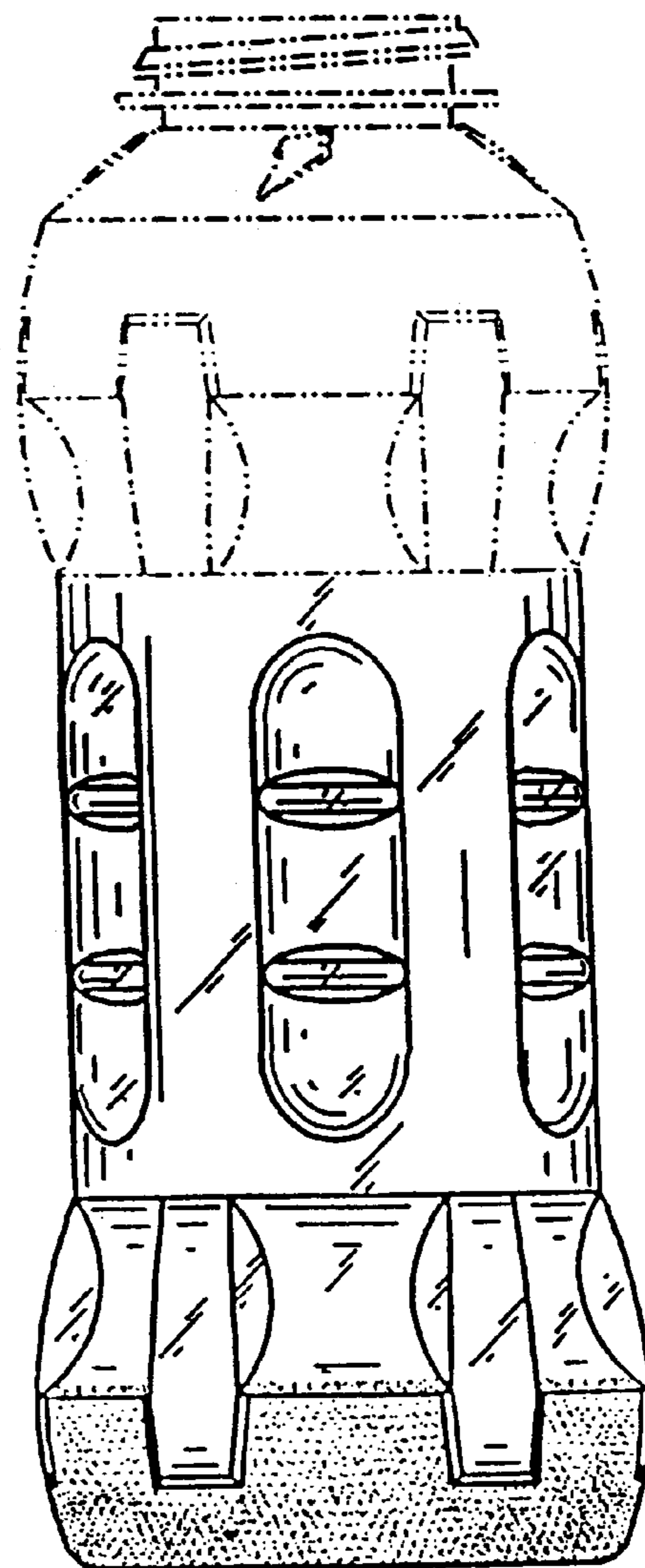


FIG. 3

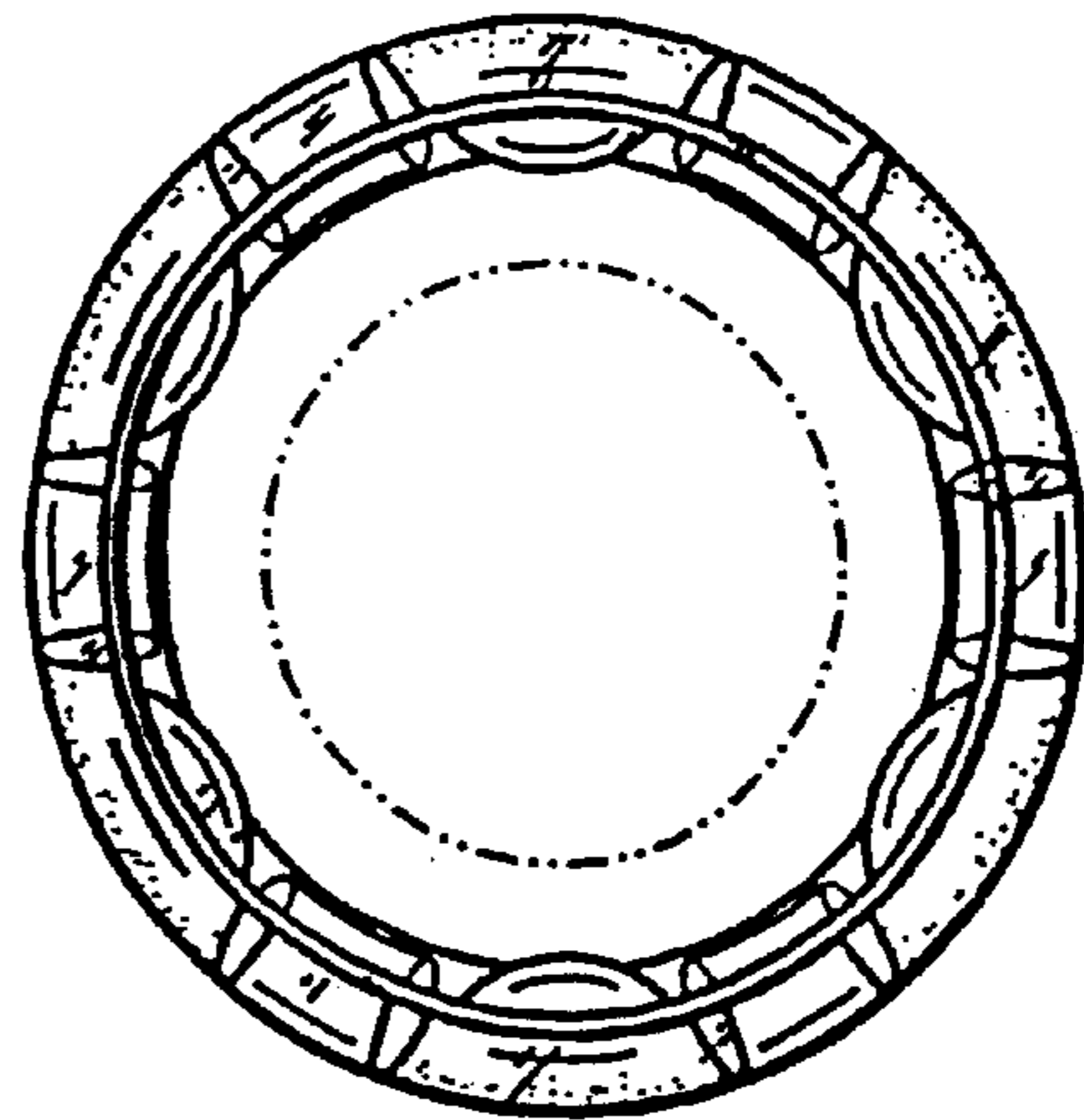
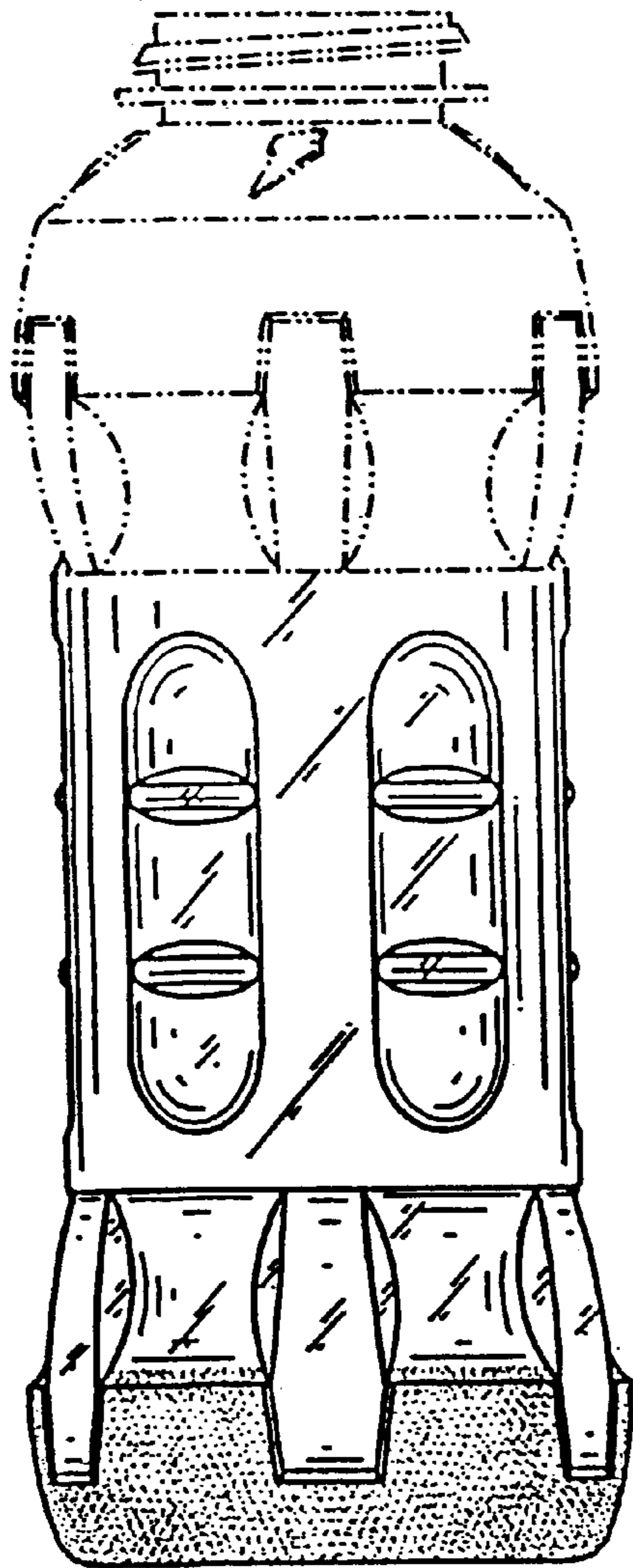


FIG. 4

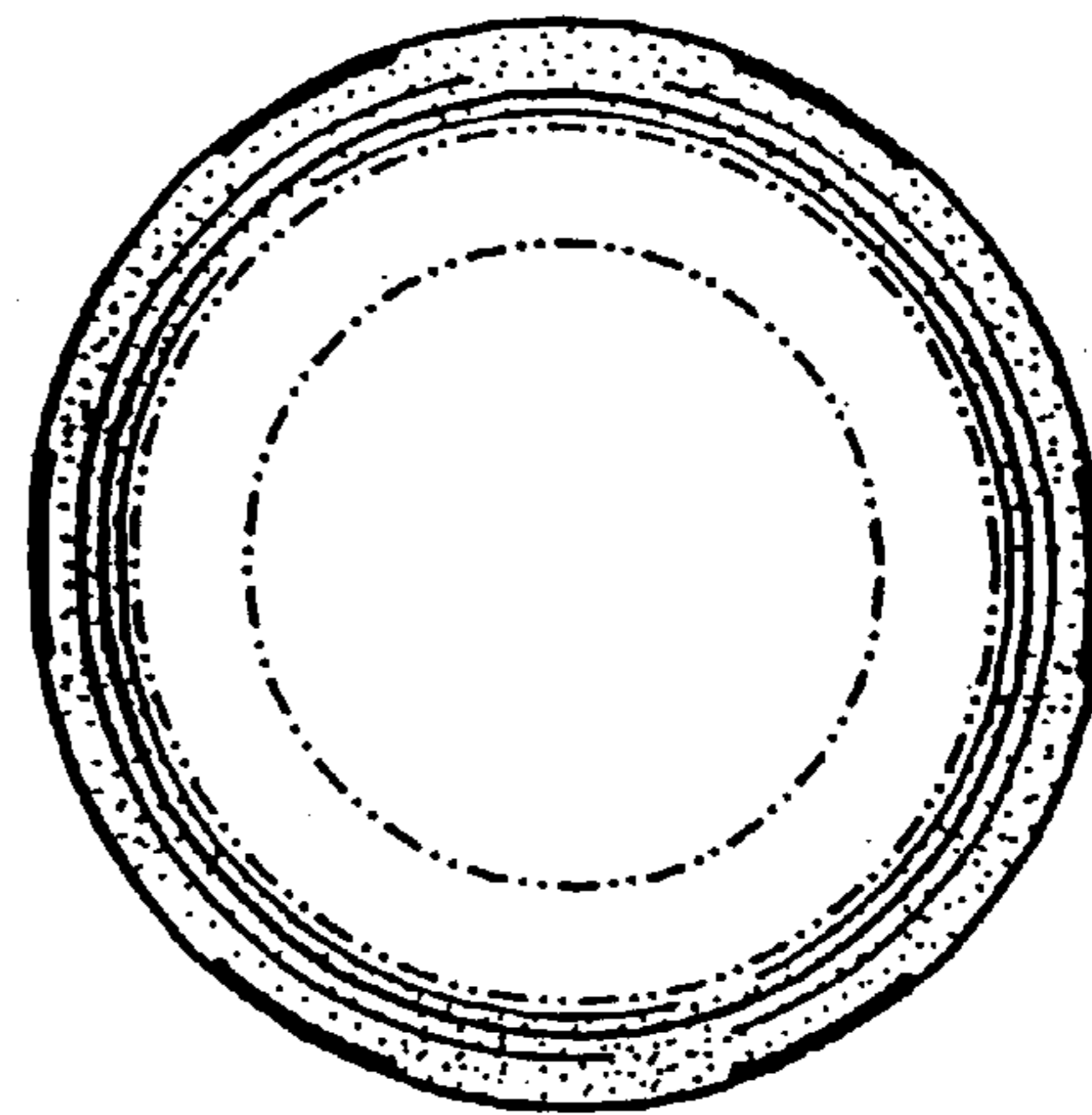


FIG. 5