



US00D507476S

(12) **United States Design Patent**
Zahedi et al.

(10) **Patent No.:** **US D507,476 S**
(45) **Date of Patent:** **** Jul. 19, 2005**

(54) **ELECTRICAL SWITCH COVER**

5,902,642 A * 5/1999 Horiki et al. 427/282
D450,663 S * 11/2001 Smith D13/177
D466,870 S * 12/2002 Elliott D13/177

(76) Inventors: **Amir Zahedi**, 35 Tyler Rd., Lexington,
MA (US) 02420; **Lily Z. Sharifnia**, 35
Tyler Rd., Lexington, MA (US) 02420

* cited by examiner

(**) Term: **14 Years**

Primary Examiner—Stella Reid
Assistant Examiner—Mark A. Goodwin

(21) Appl. No.: **29/205,499**

(57) **CLAIM**

(22) Filed: **May 17, 2004**

The ornamental design for an electrical switch cover, as
shown and described.

(51) **LOC (8) Cl.** **11-05**

(52) **U.S. Cl.** **D8/353**

(58) **Field of Search** D8/350–353, 14;
D6/550, 546; D10/108, 109, 123; D13/177,
156; 174/66, 67, 53, 55; 118/504, 505

DESCRIPTION

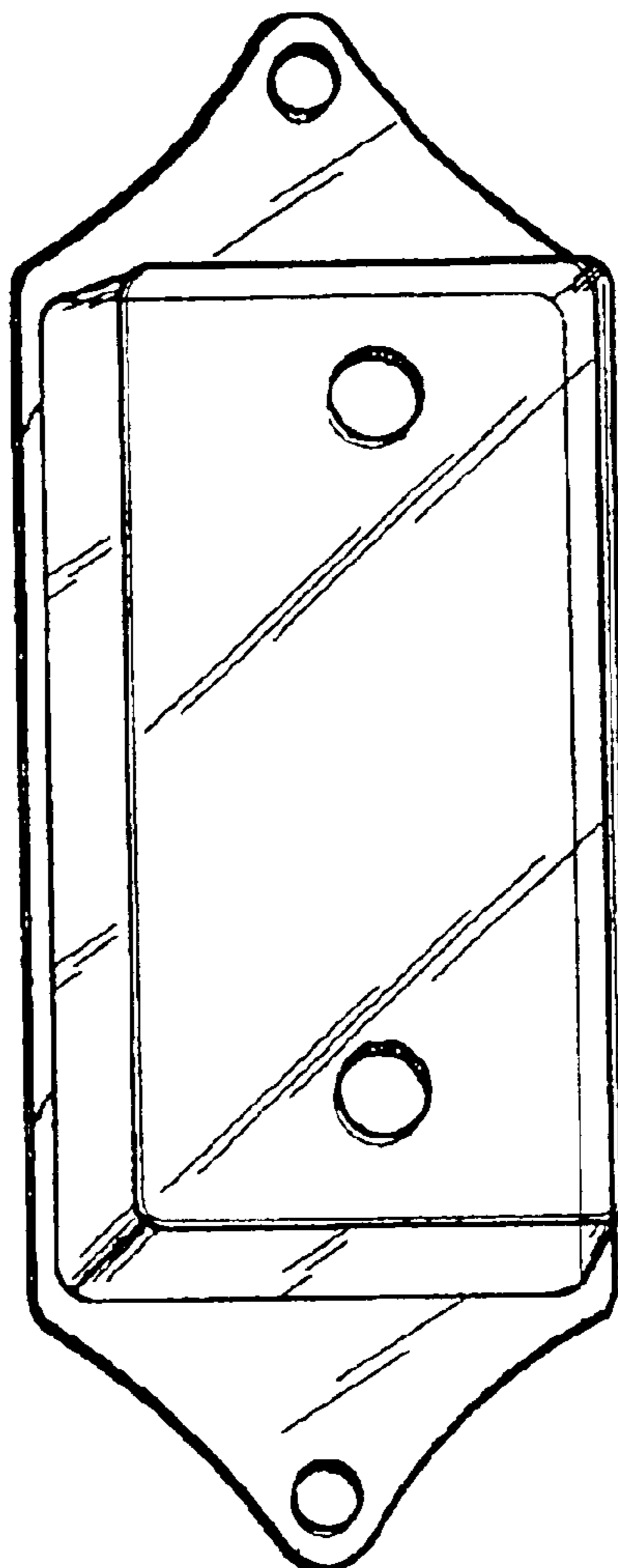
FIG. 1 is a perspective view of an electrical switch cover
showing our new design;
FIG. 2 is a front elevational view thereof;
FIG. 3 is a rear elevational view thereof;
FIG. 4 is a left side elevational view thereof; the right side
elevational view being a mirror image thereof; and,
FIG. 5 is a top plan view thereof; the bottom plan view being
a mirror image thereof.

(56) **References Cited**

U.S. PATENT DOCUMENTS

D70,241 S * 5/1926 Schwerin D8/350
5,063,872 A * 11/1991 Maus et al. 118/213
D351,376 S * 10/1994 Hughes D13/177
D398,515 S * 9/1998 Whyte D8/350

1 Claim, 1 Drawing Sheet



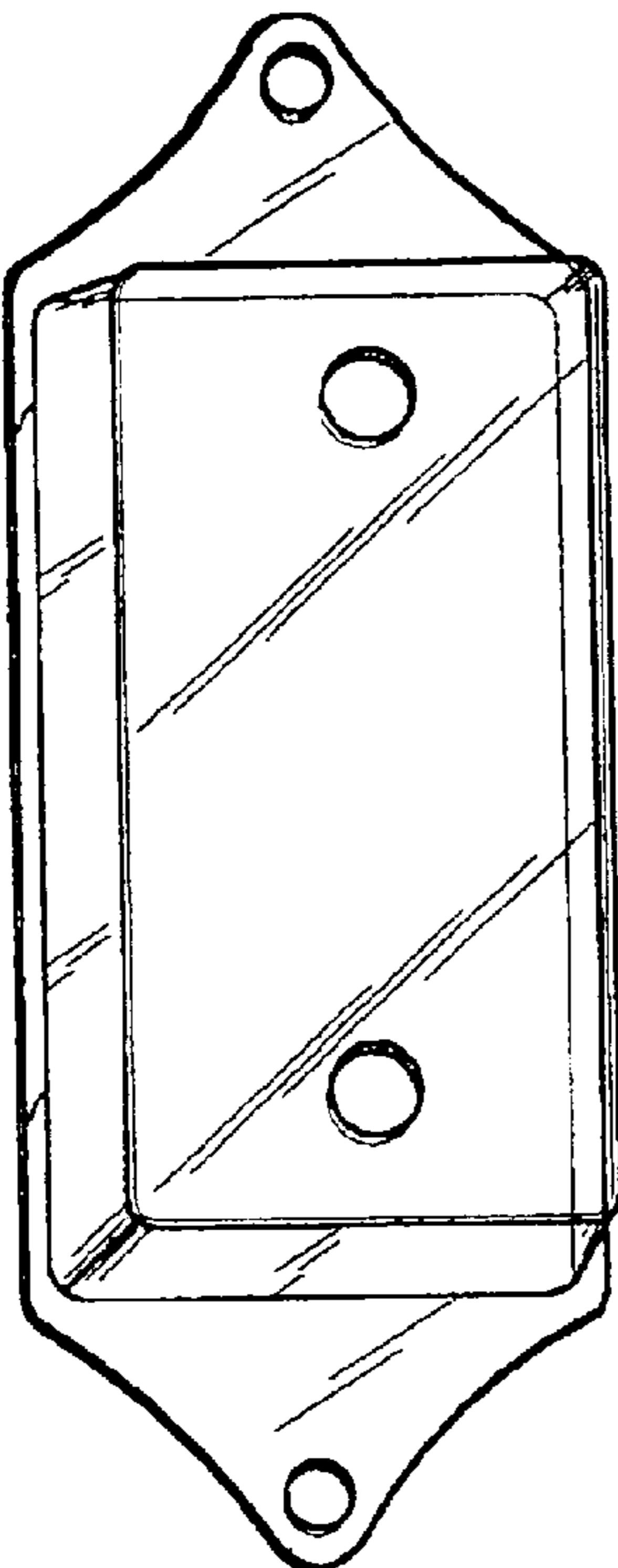


FIG. 1




FIG. 2

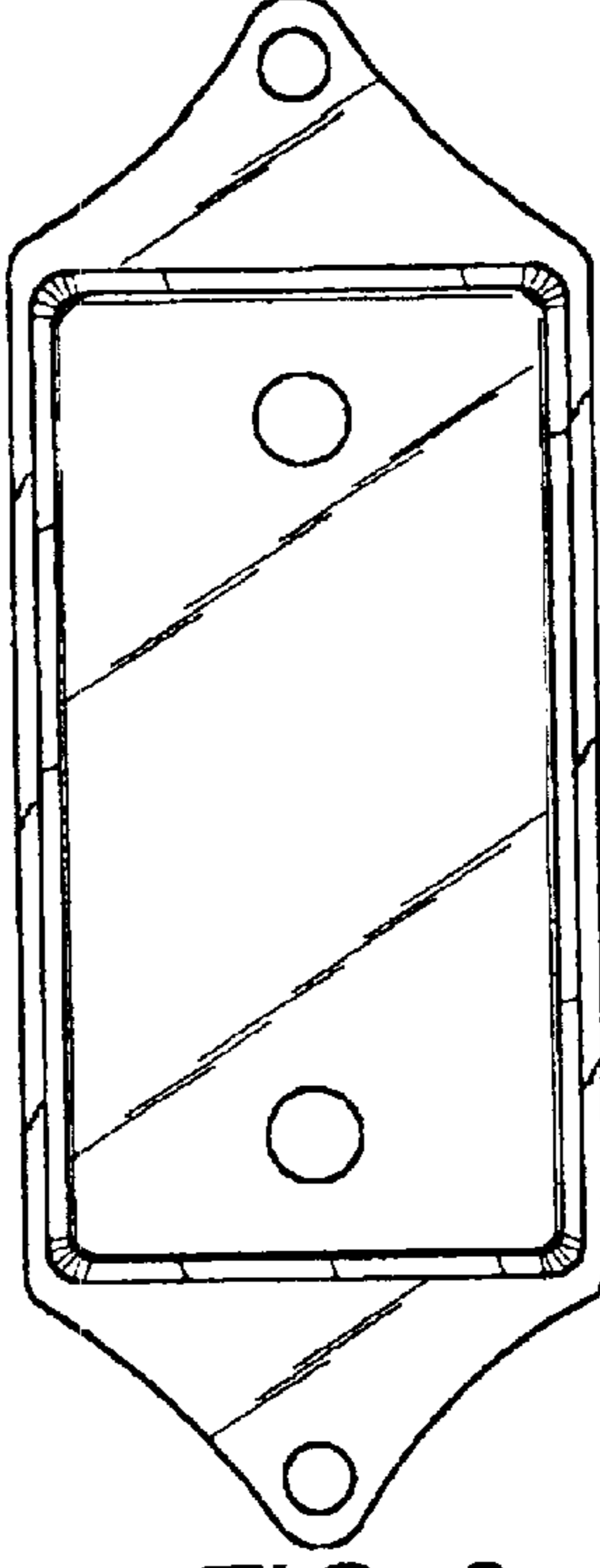


FIG. 3

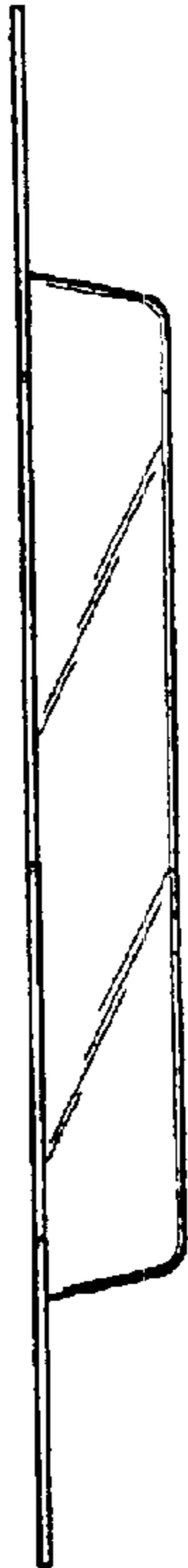


FIG. 4




FIG. 5