



US00D507471S

(12) **United States Design Patent**  
**Schowalter et al.**

(10) **Patent No.:** **US D507,471 S**  
(45) **Date of Patent:** **\*\* Jul. 19, 2005**

(54) **VEHICLE INTERIOR DOOR HANDLE**

(75) Inventors: **Jean-Paul Schowalter**, Long Beach, CA (US); **Osamu Nakajima**, Torrance, CA (US); **Cameron Dwight Mauldin**, Long Beach, CA (US); **Donald Lariviere**, Whittier, CA (US); **Ildefonso M. Burgos, III**, Orange, CA (US)

(73) Assignee: **Honda Giken Kogyo Kabushiki Kaisha**, Tokyo (JP)

(\*\*) Term: **14 Years**

(21) Appl. No.: **29/190,088**

(22) Filed: **Sep. 16, 2003**

(51) **LOC (8) Cl.** ..... **08-06**

(52) **U.S. Cl.** ..... **D8/306**

(58) **Field of Search** ..... D8/303, 306, 311-314, D8/316, DIG. 1; D12/190, 195, 404, 405; 16/11 R, 111 R, 124, 412, 413-416, DIG. 12, DIG. 18; 49/501-502; 292/207-223, 55, 336.3, DIG. 31; 296/37.1, 153, 37.13, 149, 146.1

(56) **References Cited**

**U.S. PATENT DOCUMENTS**

D201,987 S \* 8/1965 Webster ..... D8/302

5,127,686 A \* 7/1992 Gleason et al. .... 292/216  
D339,050 S \* 9/1993 Gleason et al. .... D8/301  
D347,615 S \* 6/1994 Lim ..... D12/195  
D400,839 S \* 11/1998 Moore et al. .... D12/190  
D409,473 S \* 5/1999 Tieu ..... D8/342  
D409,965 S \* 5/1999 Mueller et al. .... D12/195  
D418,300 S \* 1/2000 Craft et al. .... D3/323  
D458,883 S \* 6/2002 Tsay et al. .... D12/195  
D493,399 S \* 7/2004 Schowalter et al. .... D12/195  
D496,579 S \* 9/2004 Pfeiffer et al. .... D8/343  
D501,393 S \* 2/2005 Hansen ..... D8/321

\* cited by examiner

*Primary Examiner*—Prabhakar Deshmukh

*Assistant Examiner*—Jean E. McCormick

(74) *Attorney, Agent, or Firm*—Plumsea Law Group, LLC

(57) **CLAIM**

The ornamental design for a vehicle interior door handle, as shown and described.

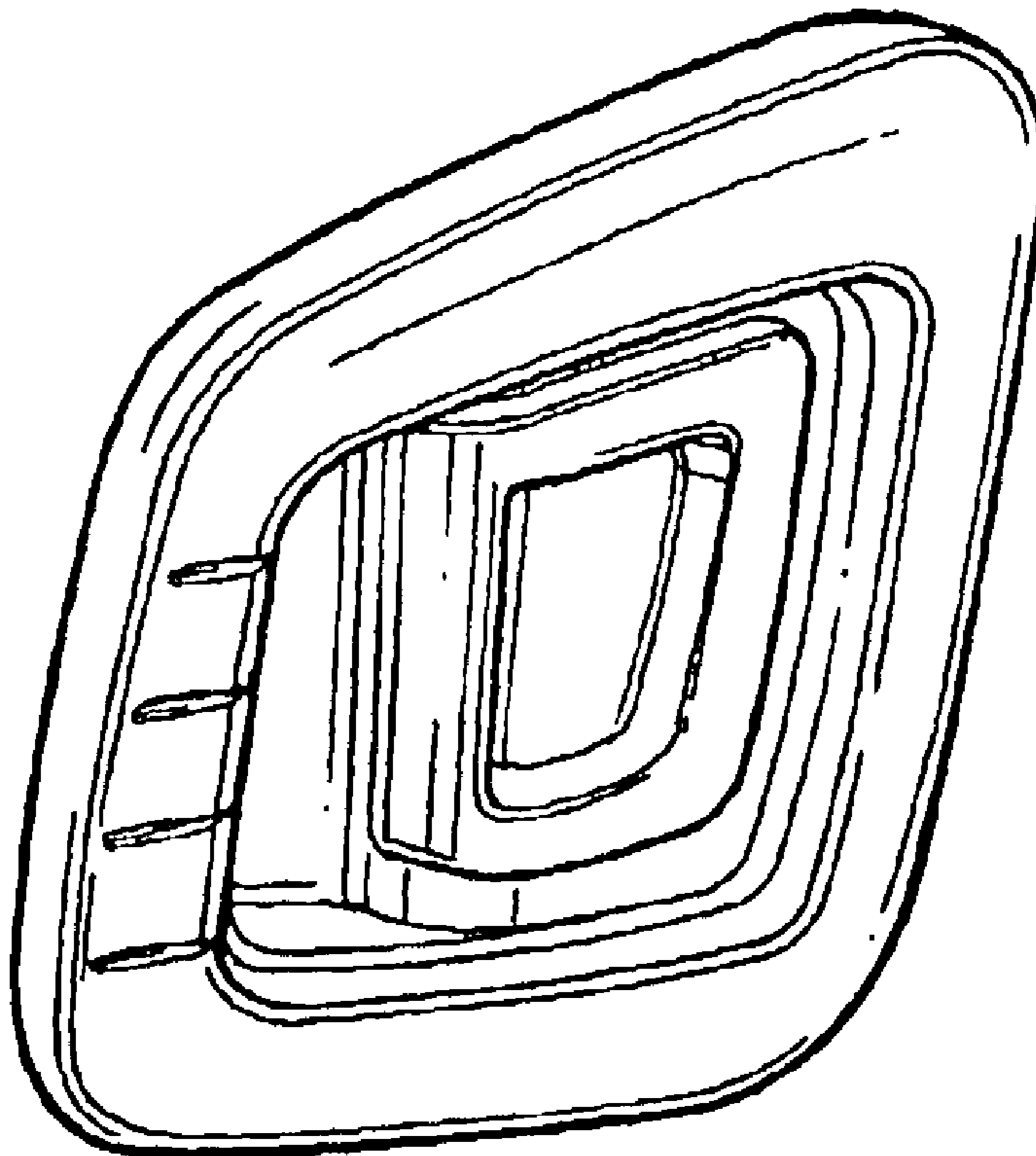
**DESCRIPTION**

FIG. 1 is a perspective view of a vehicle interior door handle showing our new design;

FIG. 2 is an elevational view thereof; and,

FIG. 3 is a top plan view thereof, the bottom plan view being a mirror image.

**1 Claim, 1 Drawing Sheet**



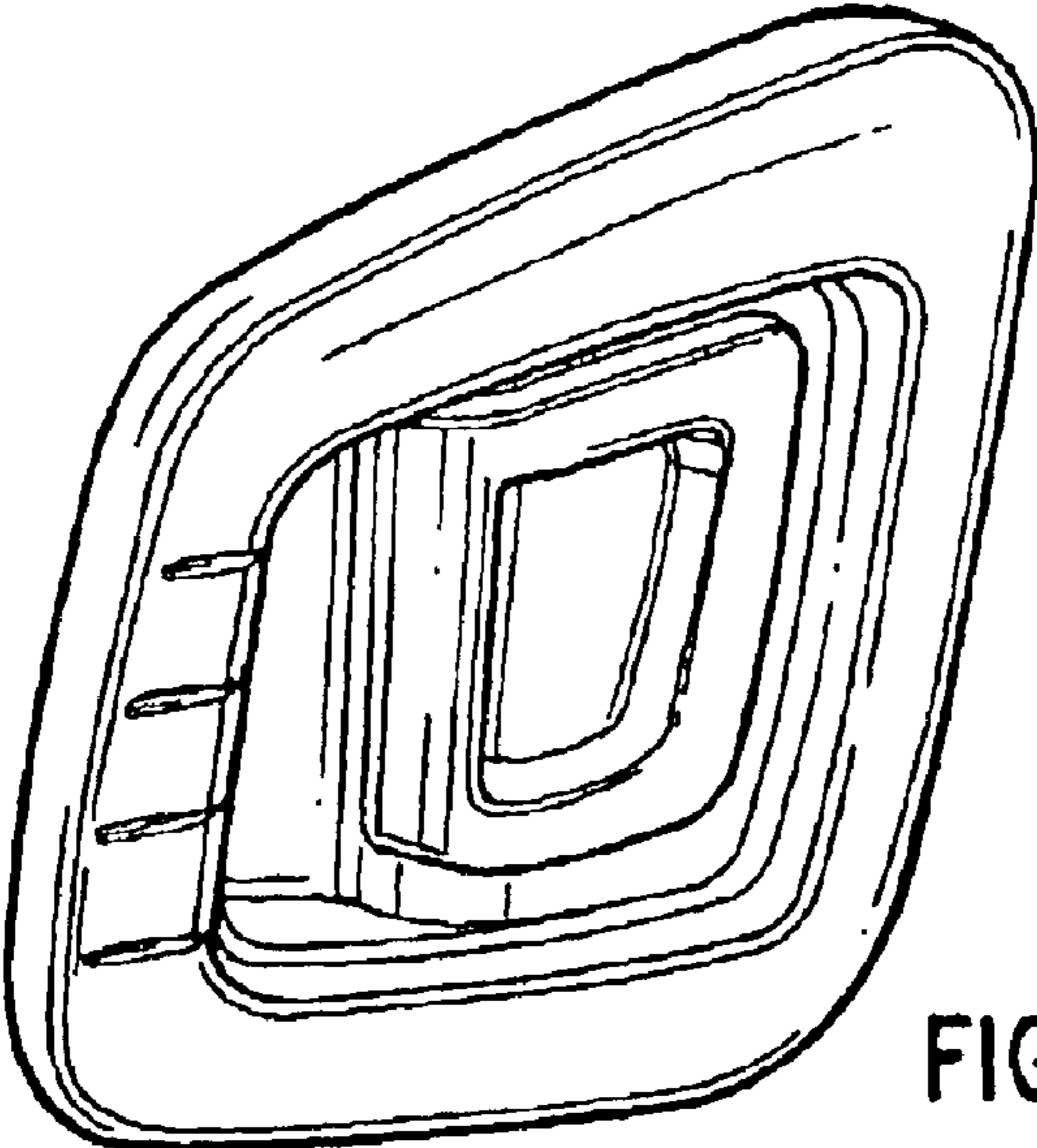


FIG. 1

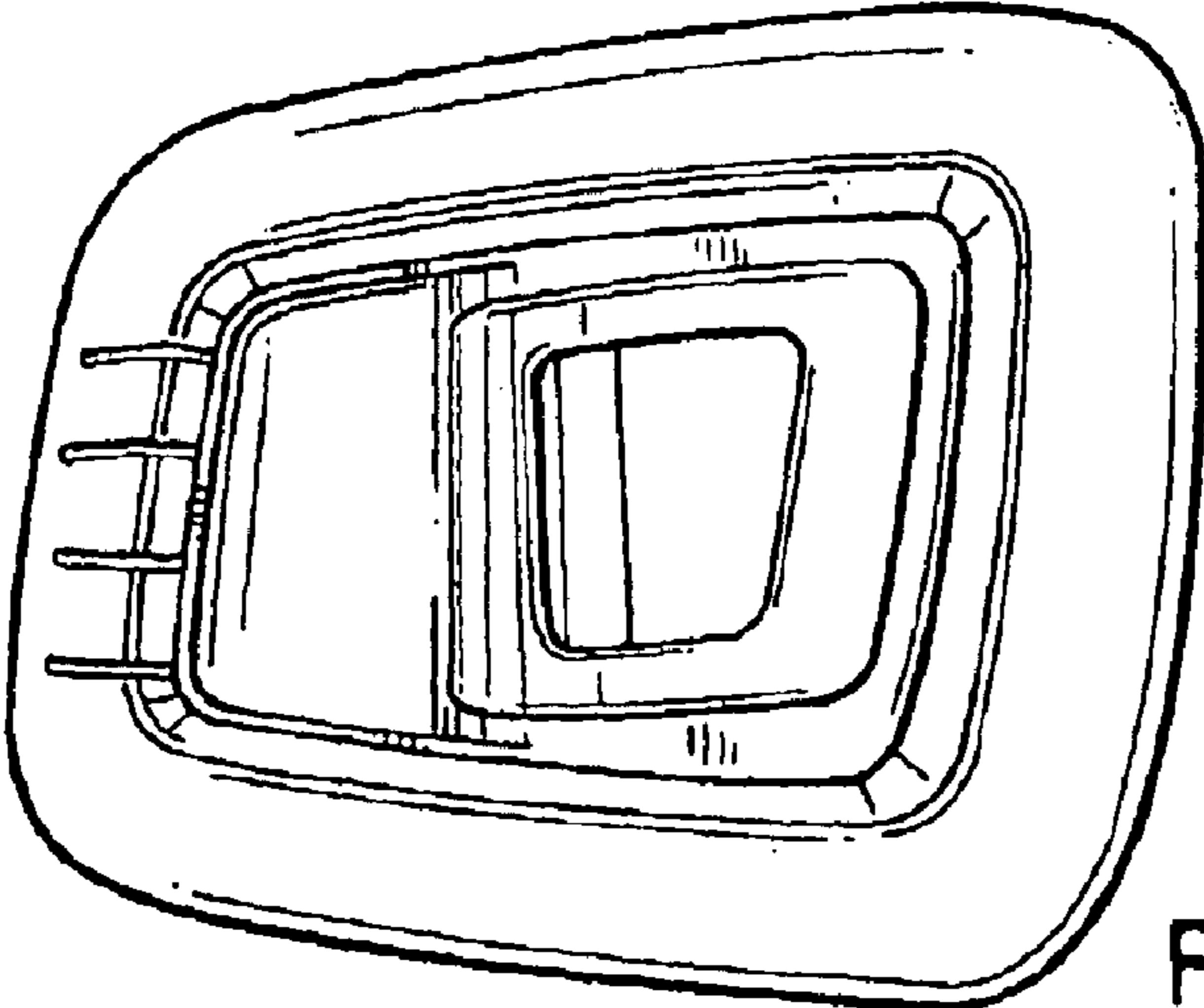


FIG. 2




FIG. 3