

US00D507462S

(12) **United States Design Patent**  
**McGuyer**

(10) **Patent No.:** **US D507,462 S**  
(45) **Date of Patent:** **\*\* Jul. 19, 2005**

(54) **MEASURING BUTTER CUTTER**

5,107,560 A 4/1992 Hulsey  
5,497,553 A 3/1996 Chong

(75) **Inventor:** **Carter W. McGuyer**, Muscle Shoals,  
AL (US)

**FOREIGN PATENT DOCUMENTS**

(73) **Assignee:** **Robbins Industries, Inc.**, Florence, AL  
(US)

CA 3 44986 5/1933  
CA 1037701 7/1976

(\*\*) **Term:** **14 Years**

\* cited by examiner

(21) **Appl. No.:** **29/197,912**

*Primary Examiner*—Terry A. Wallace  
(74) *Attorney, Agent, or Firm*—Kramer Levin Naftalis and  
Frankel LLP; Gregor N. Neff

(22) **Filed:** **Jan. 22, 2004**

(51) **LOC (8) Cl.** ..... **07-04**

(52) **U.S. Cl.** ..... **D7/673; D10/46.2**

(58) **Field of Search** ..... D10/46.2, 46.3;  
D7/673, 670, 669, 672; 33/524, 525; 30/115;  
222/47; 401/9–12, 79, 82, 84, 98, 131,  
175, 176

(57) **CLAIM**

The ornamental design for a measuring butter cutter, as  
shown and described.

(56) **References Cited**


**U.S. PATENT DOCUMENTS**

1,489,419 A	*	4/1924	Beechlyn	30/348
1,773,003 A	*	8/1930	Jones	33/524
D140,049 S	*	1/1945	Davis	D7/673
D140,818 S	*	4/1945	Klingelhofer	D7/673
2,539,225 A	*	1/1951	Bettencourt	30/115
3,981,078 A		9/1976	Alberti	
4,513,501 A		4/1985	Lee	
4,697,488 A		10/1987	Cole	
4,782,730 A		11/1988	Picone et al.	
4,993,093 A		2/1991	Goldwitz	

**DESCRIPTION**

FIG. 1 is a top plan view of the measuring butter cutter;  
FIG. 2 is a side elevation view of the measuring butter cutter;  
FIG. 3 is a top perspective view of the measuring butter  
cutter;  
FIG. 4 is a front elevation view of the measuring butter  
cutter;  
FIG. 5 is a rear elevation view of the measuring butter cutter;  
and,  
FIG. 6 is a top plan view of the measuring butter cutter with  
measurement and other markings thereon for the purpose of  
showing the measuring butter cutter in the environment in  
which it is used.

**1 Claim, 2 Drawing Sheets**






FIG. 1

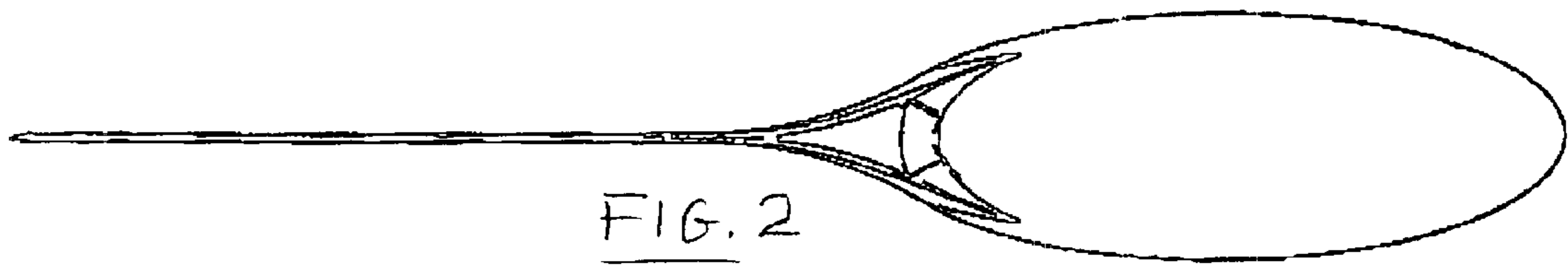


FIG. 2

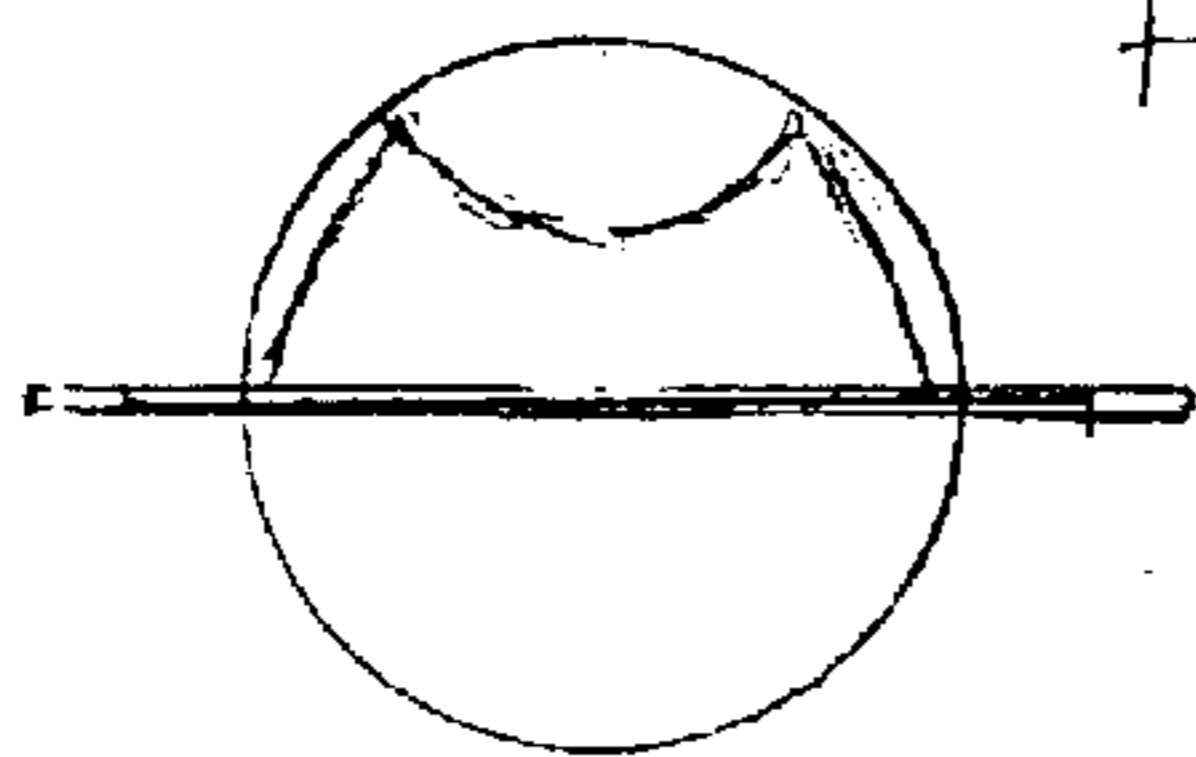


FIG. 4




FIG. 3

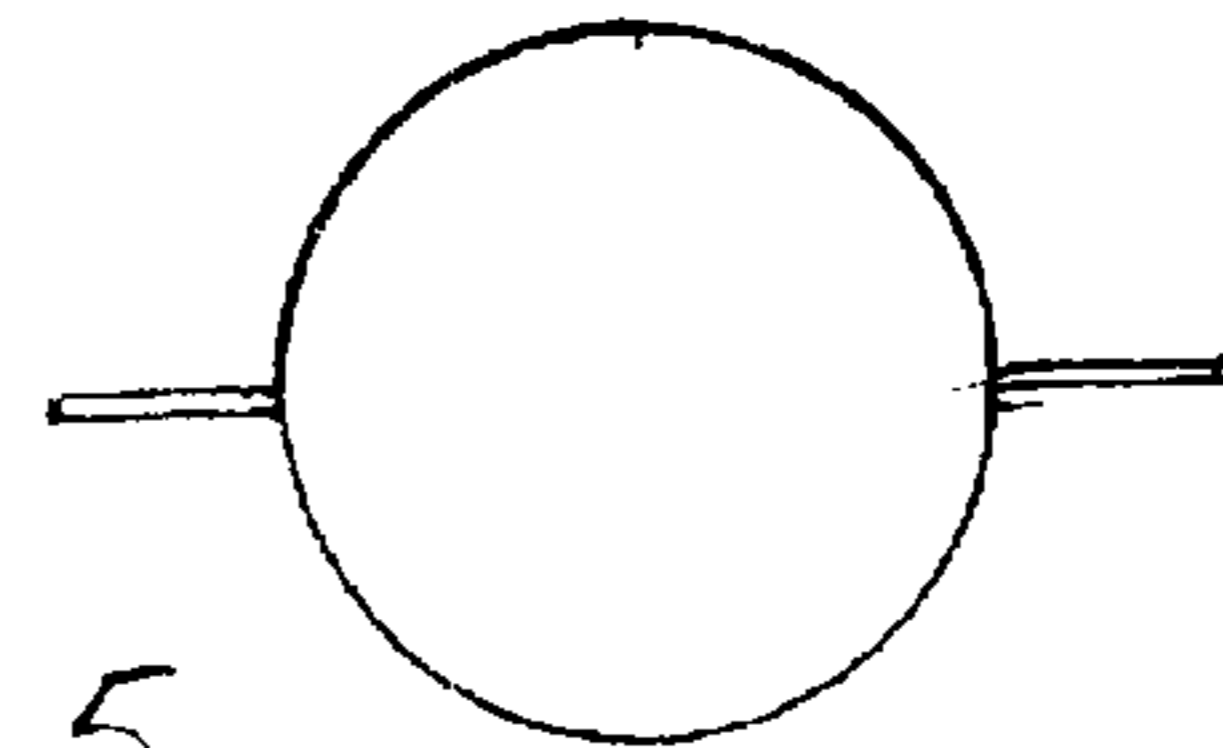


FIG. 5

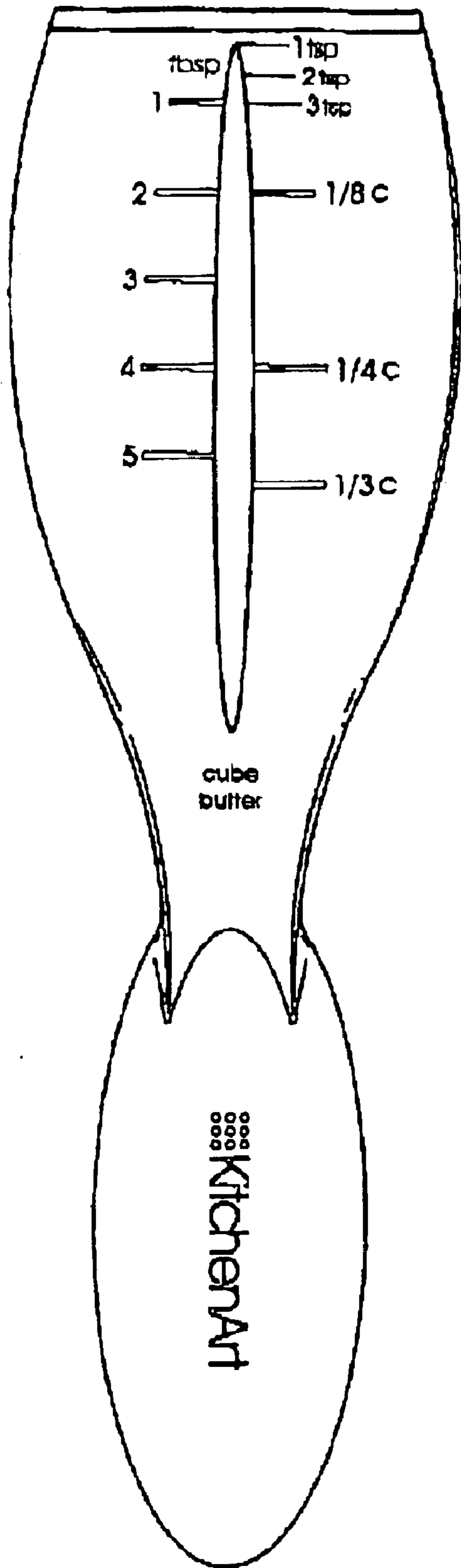


FIG. 6