

US00D507461S

(12) **United States Design Patent**  
**Smith et al.**

(10) **Patent No.: US D507,461 S**  
(45) **Date of Patent: \*\* Jul. 19, 2005**

(54) **FORK BODY**

(75) Inventors: **Stephen Alan Smith**, Naperville, IL (US); **Daniel Wade Livingston**, Bolingbrook, IL (US); **Jason Swackhamer**, Chicago, IL (US); **Bryce G. Rutter**, St. Louis, MO (US); **Alexandra E. Lambert**, London (GB); **Brian C. Bone**, St. Louis, MO (US)

(73) Assignee: **Solo Cup Company**, Highland Park, IL (US)

(\*\*) Term: **14 Years**

(21) Appl. No.: **29/197,310**

(22) Filed: **Jan. 13, 2004**

(51) **LOC (8) Cl.** ..... **07-03**

(52) **U.S. Cl.** ..... **D7/653; D7/401.2**

(58) **Field of Search** ..... D7/642-645, 649-653, D7/662-664, 401.2; D8/9, 98, 107; 16/110.1, 430, 431, DIG. 19; 30/137, 141, 142, 147-150, 322-329, 340-345

(56) **References Cited**

**U.S. PATENT DOCUMENTS**

D230,695 S \* 3/1974 Bartz ..... D8/9  
D235,306 S \* 6/1975 Christian et al. .... D7/650

D350,260 S \* 9/1994 Weaver ..... D7/649  
D385,159 S \* 10/1997 Gagnon et al. .... D7/650  
D391,454 S \* 3/1998 Iacovelli ..... D7/653  
D479,103 S \* 9/2003 McMullin ..... D7/645

**OTHER PUBLICATIONS**

Photographs of various plastic cutlery, pp. 1 to 51, date unknown.

\* cited by examiner

*Primary Examiner*—Caron D. Veynar

(74) *Attorney, Agent, or Firm*—Wallenstein Wagner & Rockey, Ltd.

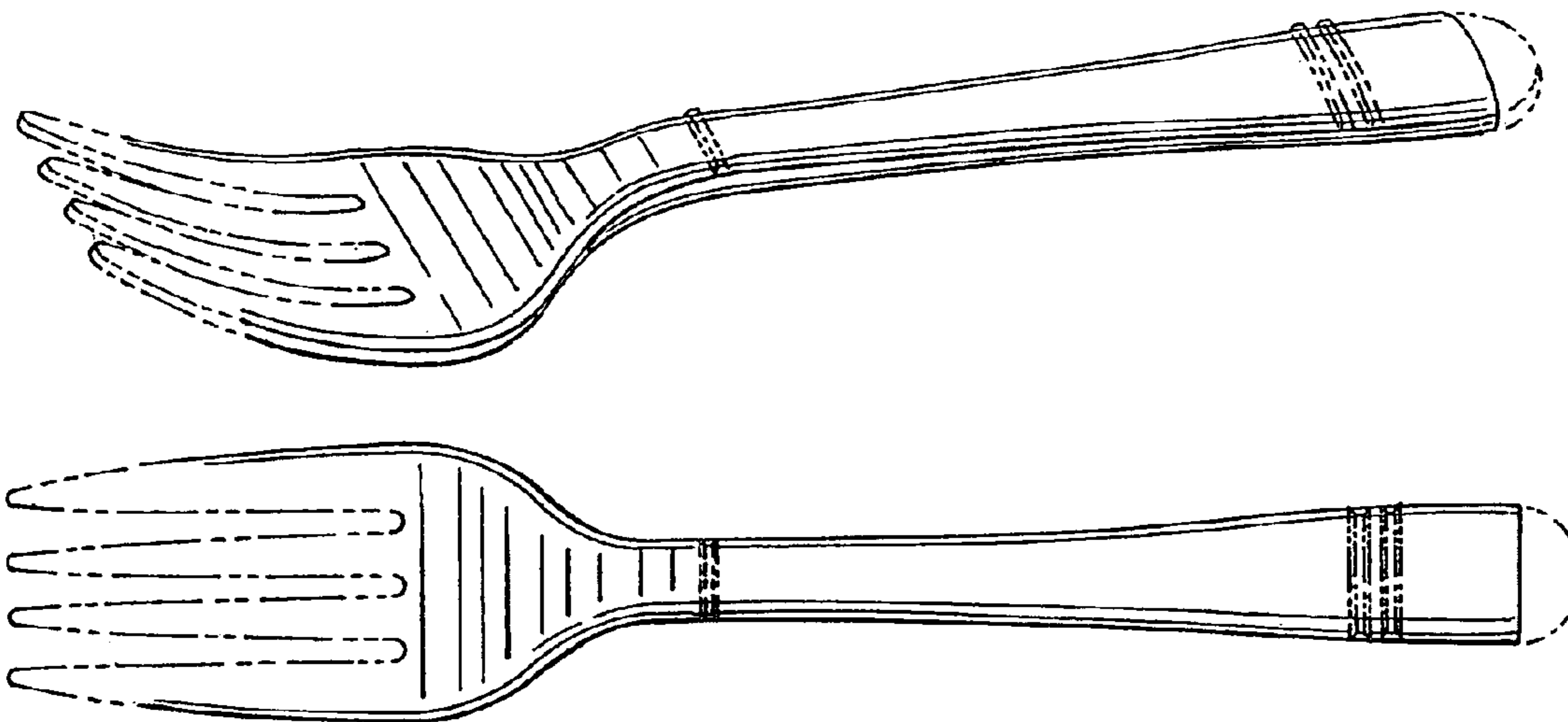
(57) **CLAIM**

We claim the ornamental Design for a fork body, as shown and described.

**DESCRIPTION**

FIG. 1 is a perspective view of a fork body; FIG. 2 is a top plan view of the fork of FIG. 1; FIG. 3 is a side elevation view of the fork of FIG. 1, with an opposite view being identical thereto; FIG. 4 is a front elevation view of the fork of FIG. 1; FIG. 5 is a rear elevation view of the fork of FIG. 1; and, FIG. 6 is a bottom plan view of the fork of FIG. 1. The broken lines shown in FIGS. 1-6 are for illustrative purposes only and form no part of the claimed design.

**1 Claim, 1 Drawing Sheet**



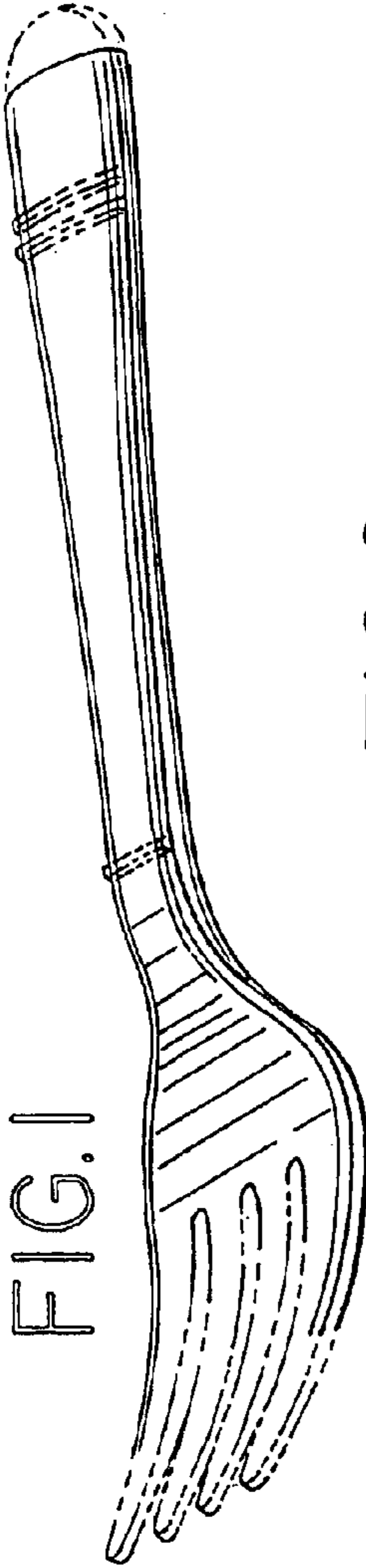


FIG. 1

FIG. 2

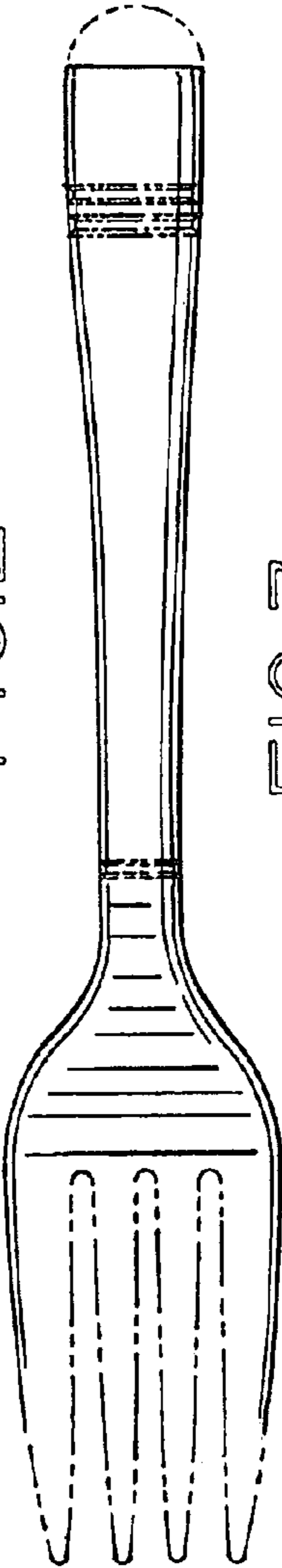


FIG. 4

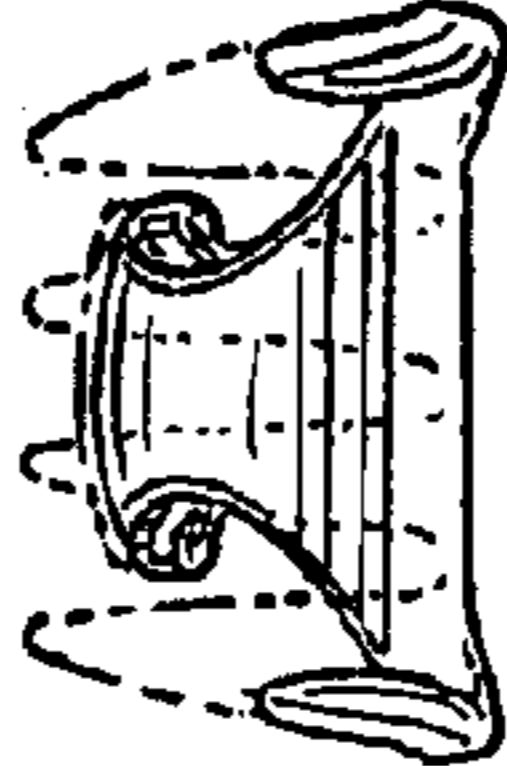


FIG. 3



FIG. 5

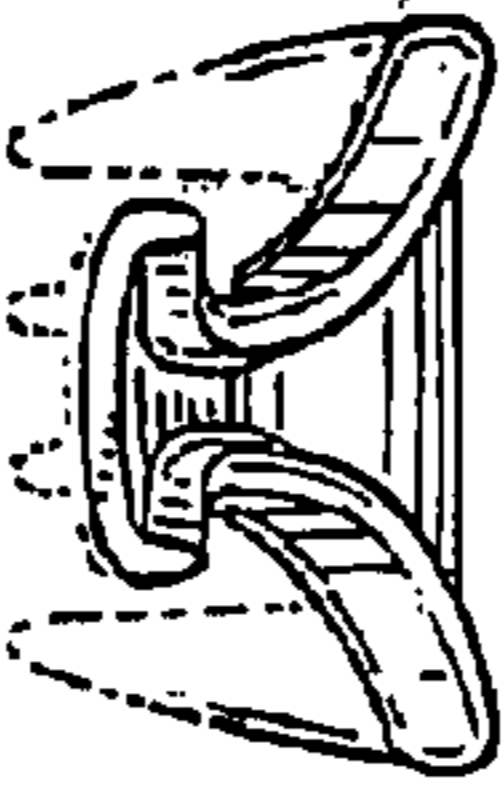


FIG. 6

