

US00D507459S

(12) **United States Design Patent**
Angeletti et al.

(10) **Patent No.:** **US D507,459 S**
(45) **Date of Patent:** **** Jul. 19, 2005**

(54) **TRAY**

(75) Inventors: **Silvana Angeletti**, Rieti (IT); **Daniele Ruzza**, Rieti (IT)

(73) Assignee: **Fratelli Guzzini S.p.A.**,
Recanati-Macerata (IT)

(**) Term: **14 Years**

(21) Appl. No.: **29/186,919**

(22) Filed: **Jul. 24, 2003**

(30) **Foreign Application Priority Data**

Jan. 30, 2003 (IT) MI2003O0058

(51) **LOC (8) Cl.** **07-01**

(52) **U.S. Cl.** **D7/554.1; D7/554.2**

(58) **Field of Search** D7/360, 394, 587,
D7/586, 565, 571, 560, 545, 555.1, 554.1-554.4,
548, 543-7; 220/223.83, 574; 211/74; 493/167;
D9/431, 655-657; 229/106

(56) **References Cited**

U.S. PATENT DOCUMENTS

184,814 A * 11/1876 Adam 220/574
D23,114 S * 3/1894 Ratcliff D7/554.2

D26,024 S * 9/1896 LaFerte D7/584
D101,149 S * 9/1936 Towne D7/554.2
D240,001 S * 5/1976 Myers D7/584
D279,067 S * 6/1985 Kuster D7/554.2
D431,421 S * 10/2000 Liu D7/545

FOREIGN PATENT DOCUMENTS

GB 1050472 * 3/1988

* cited by examiner

Primary Examiner—Charles A. Rademaker

(74) *Attorney, Agent, or Firm*—Hedman & Costigan, P.C.

(57) **CLAIM**

We claim, the ornamental design for a tray, as shown and described.

DESCRIPTION

FIG. 1 is a top perspective view of a tray, showing our new design;

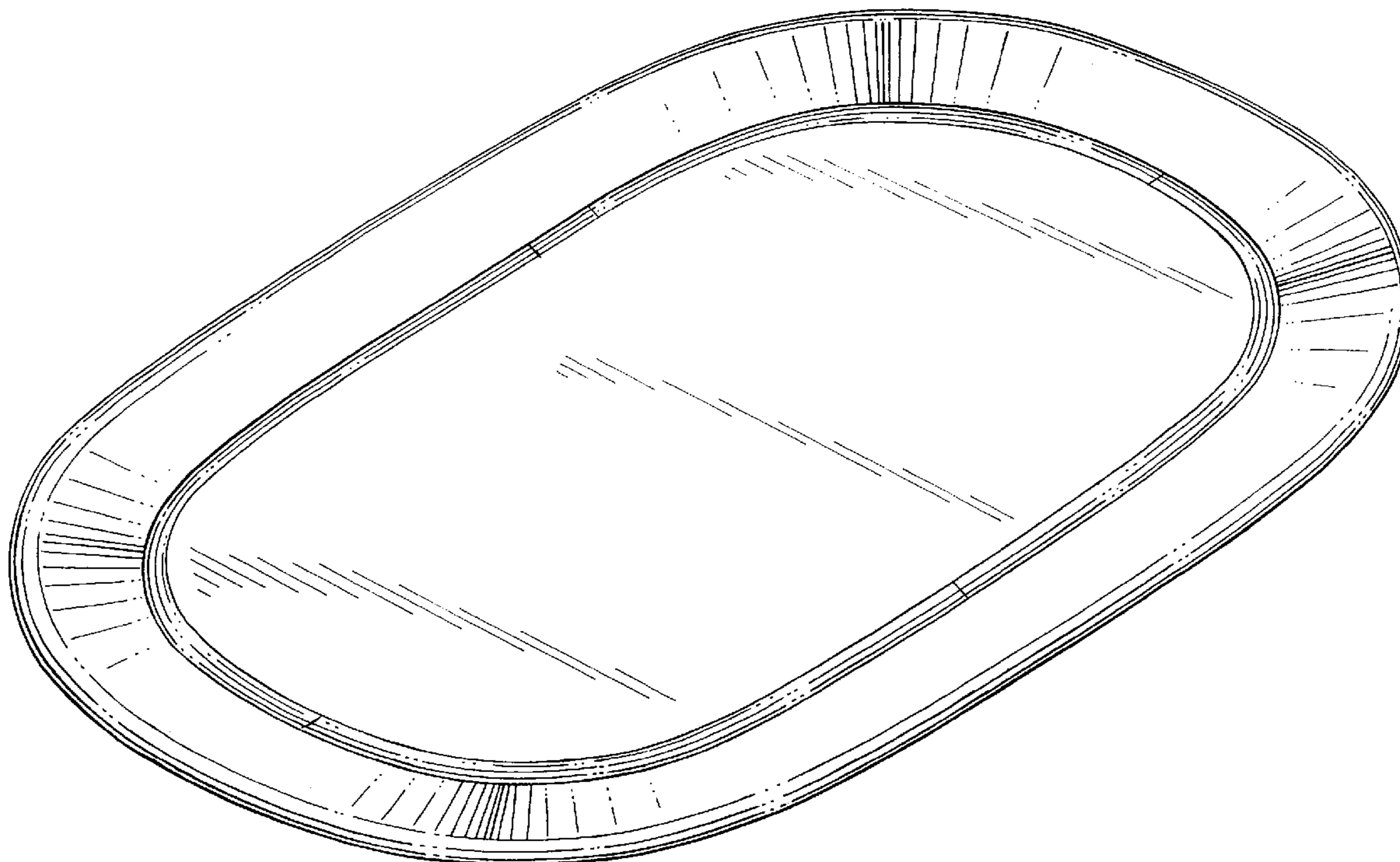
FIG. 2 is a top plan view thereof;

FIG. 3 is a bottom plan view thereof;

FIG. 4 is a front elevation thereof the and rear elevation being identical; and,

FIG. 5 is a right side elevation thereof the left side elevation being identical.

1 Claim, 4 Drawing Sheets



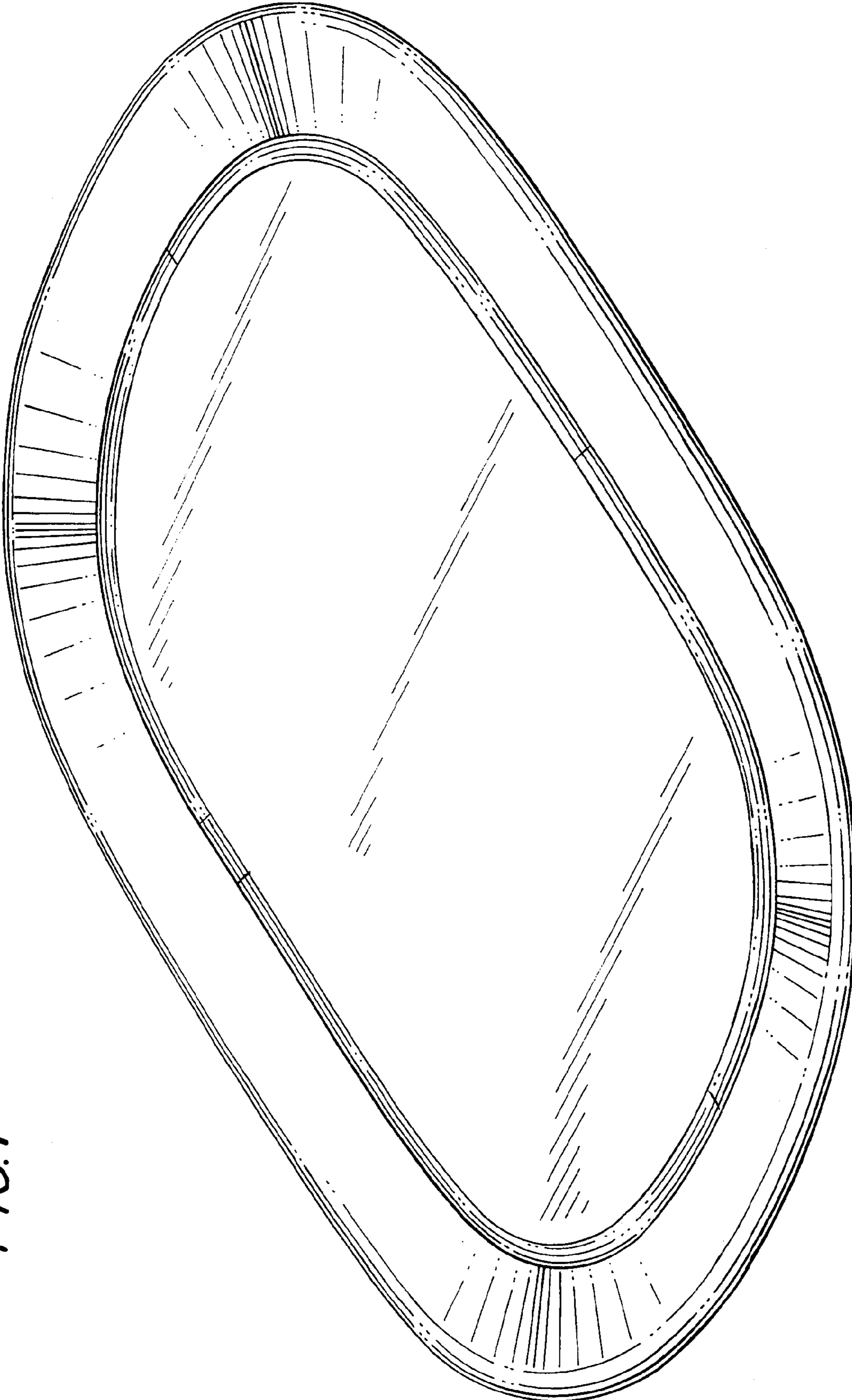


FIG. 1

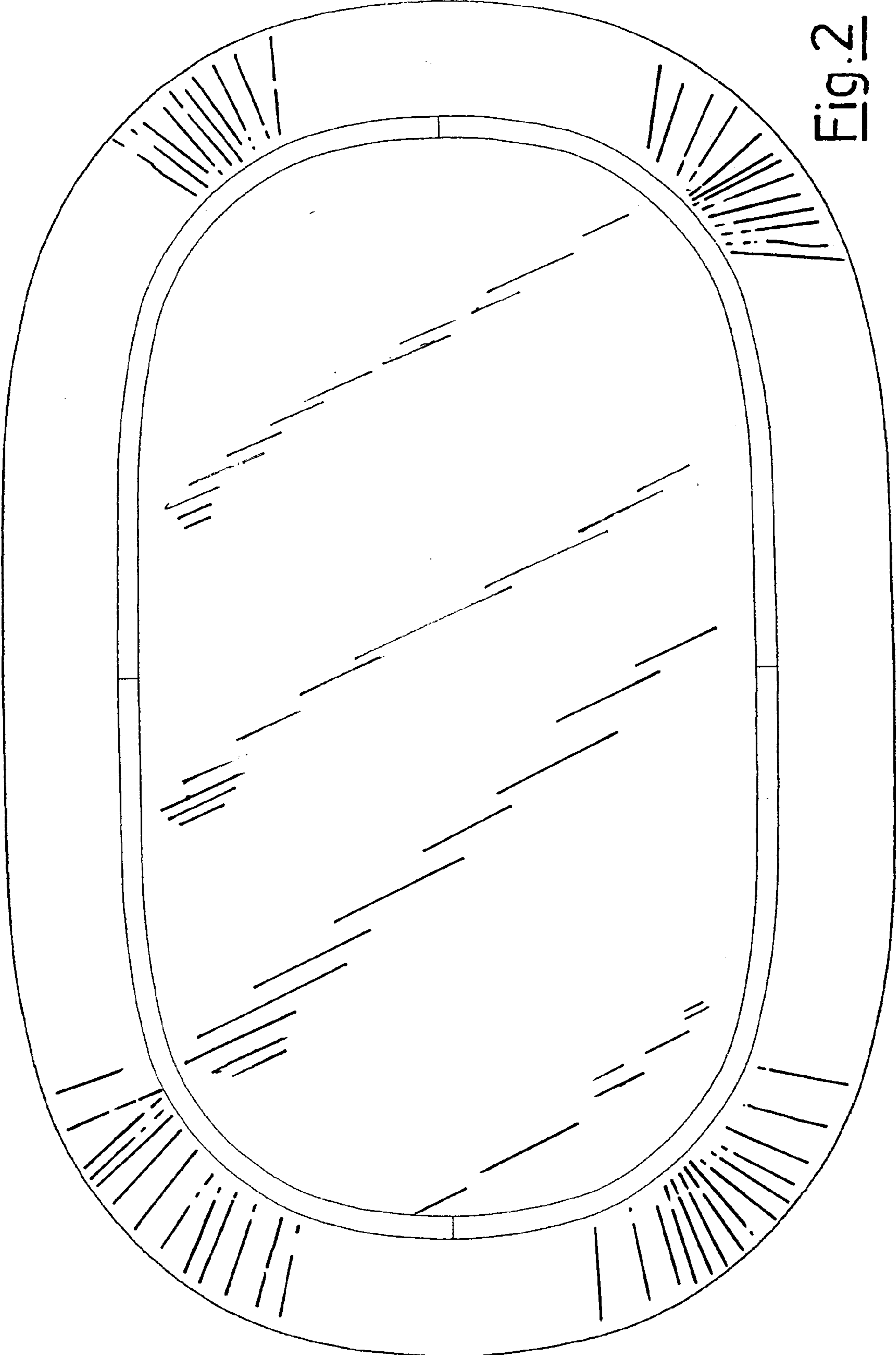


FIG. 2

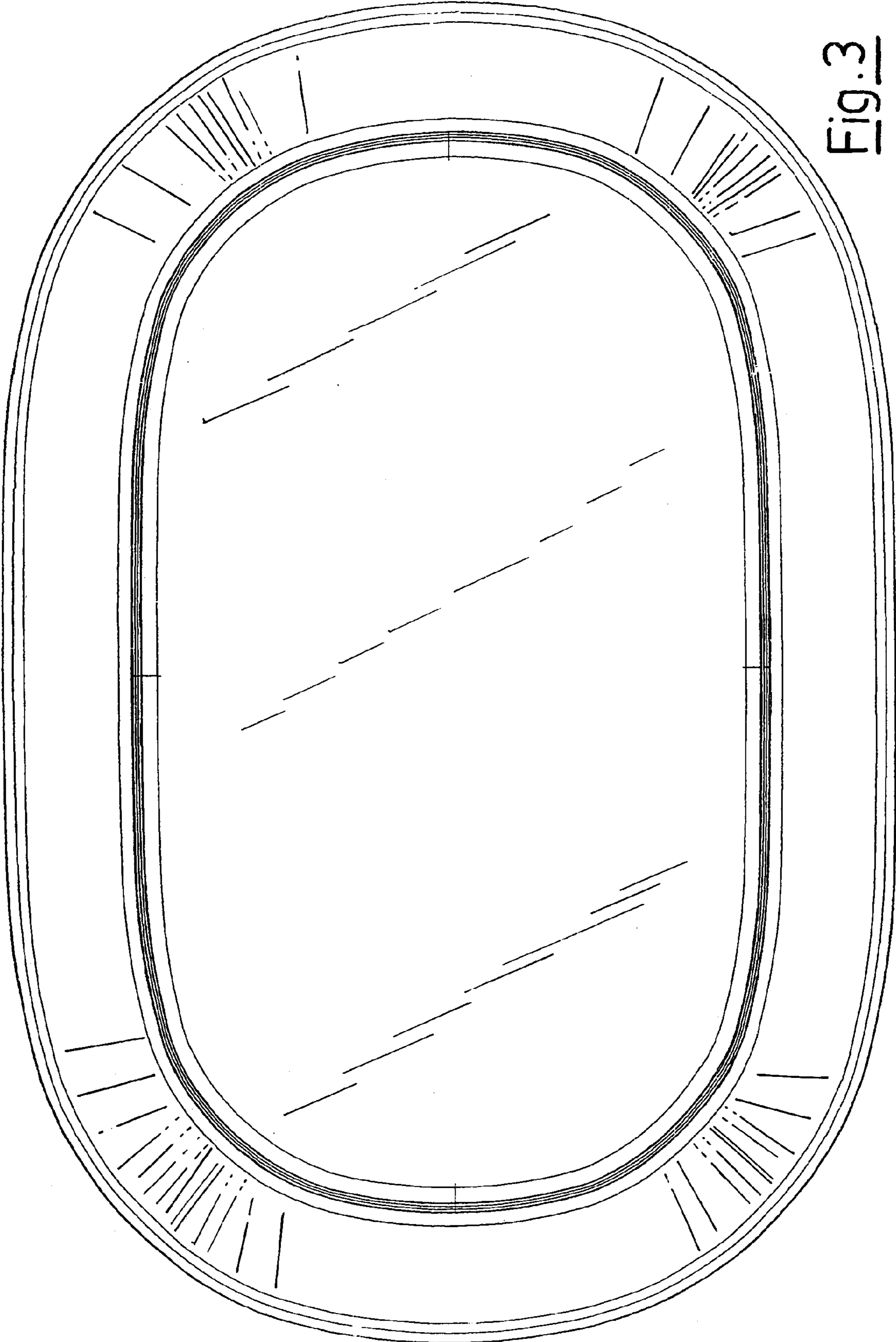


FIG. 3

Fig. 4



Fig. 5

