

US00D507457S

(12) **United States Design Patent**  
**Vigil et al.**

(10) **Patent No.:** **US D507,457 S**  
(45) **Date of Patent:** **\*\* Jul. 19, 2005**

(54) **GLASS**  
(75) Inventors: **Anita J. Leggero Vigil**, 732 Spruce Rd., Frankfort, IL (US) 60423; **Kevin Reynolds**, Chicago, IL (US)  
(73) Assignee: **Anita J. Leggero Vigil**, Frankfort, IL (US)  
(\*\*) Term: **14 Years**

D133,776 S \* 9/1942 Fordyce ..... D7/517  
D157,399 S \* 2/1950 Matthews et al. .... D7/517  
D163,771 S \* 6/1951 Romanelli ..... D11/160  
D164,573 S \* 9/1951 Hayden ..... D26/99  
D166,656 S \* 5/1952 Benigni ..... D26/99  
D166,746 S \* 5/1952 Giovacchini ..... D11/160  
D170,445 S \* 9/1953 Bertolozzi ..... D26/99  
D383,359 S \* 9/1997 Goodman ..... D7/524  
D420,853 S \* 2/2000 Bissell, Sr. .... D7/517  
D441,258 S \* 5/2001 Spiegelman ..... D7/558  
D462,237 S \* 9/2002 Kay ..... D7/517  
D488,349 S \* 4/2004 Peddada ..... D7/558

(21) Appl. No.: **29/213,568**

(22) Filed: **Sep. 20, 2004**

(51) **LOC (8) Cl.** ..... **07-01**

(52) **U.S. Cl.** ..... **D7/517; D7/522; D7/537; D7/559**

(58) **Field of Search** ..... D7/559, 558, 522, D7/537, 520, 517, 524; D9/614, 621, 622; D26/20, 99, 17; D11/144, 160; 220/628, 574, 703; 215/DIG. 7

(56) **References Cited**

**U.S. PATENT DOCUMENTS**

D4,440 S \* 10/1870 Vasseur ..... D7/558  
D35,362 S \* 12/1901 Pick ..... D7/517  
D35,363 S \* 12/1901 Pick ..... D7/517  
D72,507 S \* 4/1927 Venon ..... D7/520  
D83,814 S \* 3/1931 Kornblum ..... D26/99  
D83,815 S \* 3/1931 Kornblum ..... D26/99  
D85,618 S \* 11/1931 McCartney ..... D7/517  
D90,389 S \* 7/1933 Sonderman et al. .... D7/517  
D92,693 S \* 7/1934 Bacher ..... D7/517  
D130,229 S \* 11/1941 McCartney ..... D7/558

**OTHER PUBLICATIONS**

Undated poster of woman in dress, author unknown.

\* cited by examiner

*Primary Examiner*—M. N. Pandozzi

(74) *Attorney, Agent, or Firm*—Marshall, Gerstein & Borun LLP


(57) **CLAIM**

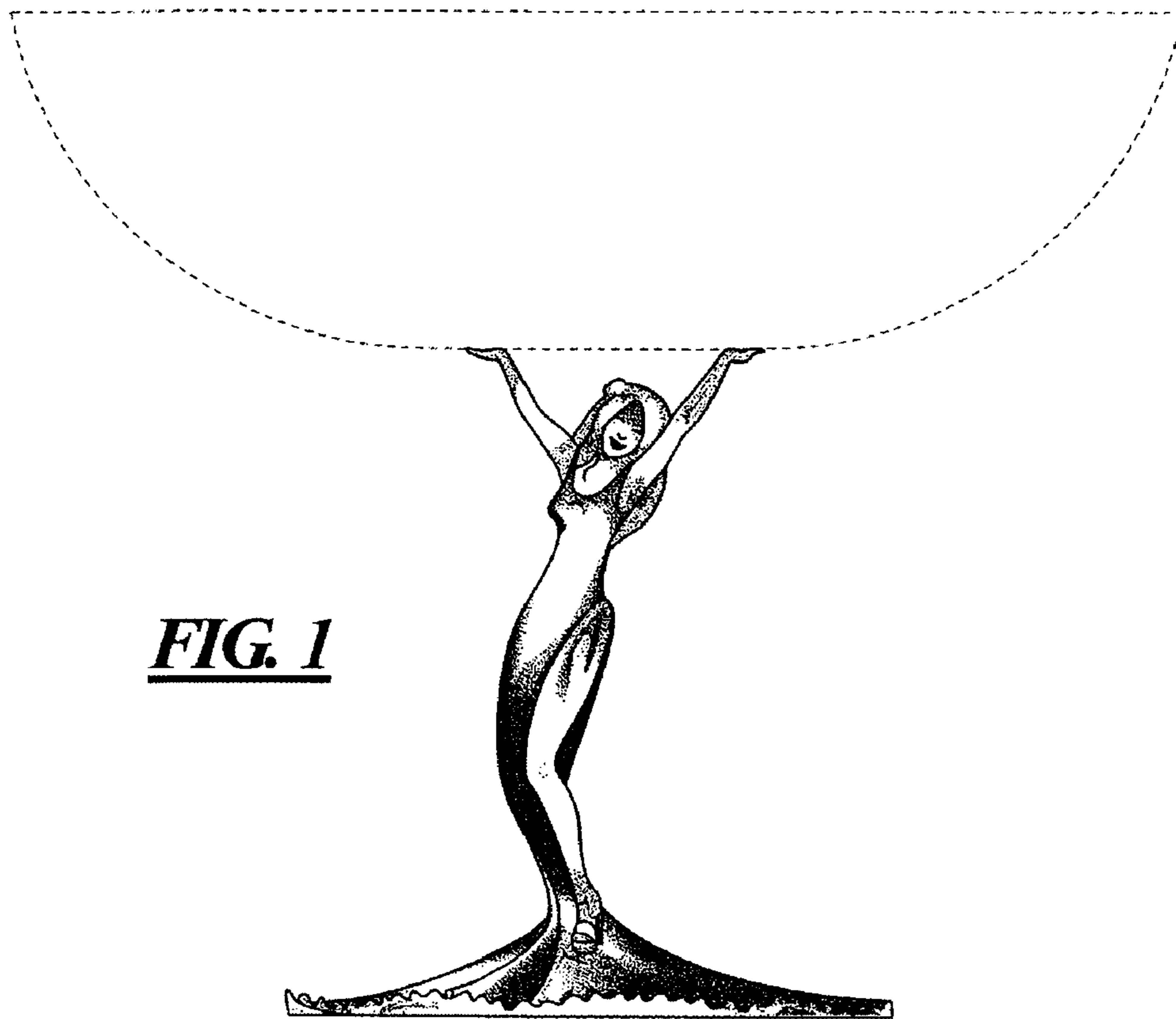
The ornamental design for a “glass,” as shown and described.

**DESCRIPTION**

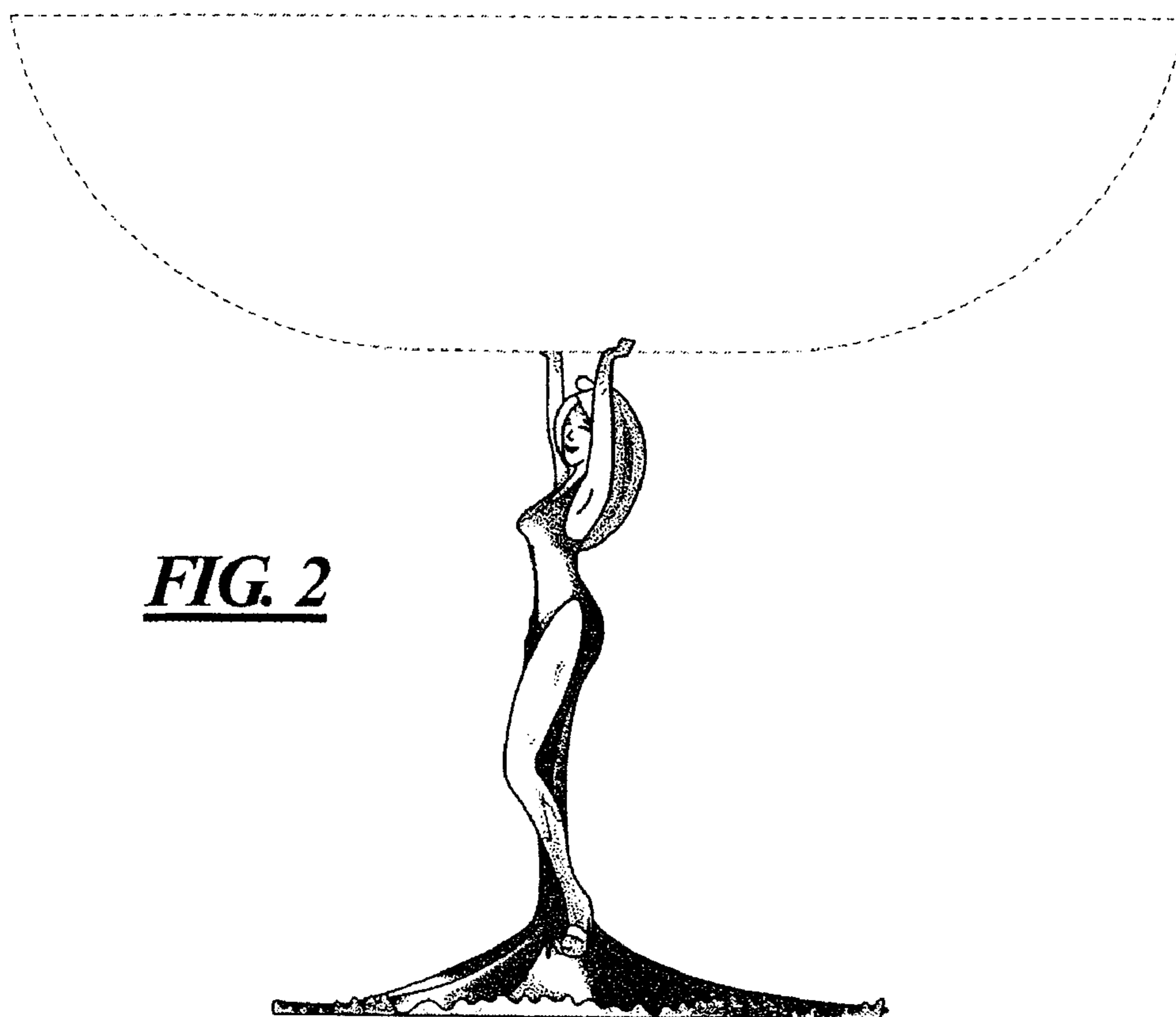
FIG. 1 is a front elevational view of a glass showing our new design;  
FIG. 2 is a right elevational view of the glass of FIG. 1;  
FIG. 3 is a left elevational view of the glass of FIG. 1; and,  
FIG. 4 is a rear elevational view of the glass of FIG. 1.  
The dashed lines are for illustrative purposes only and form no part of the claimed design.

**1 Claim, 2 Drawing Sheets**

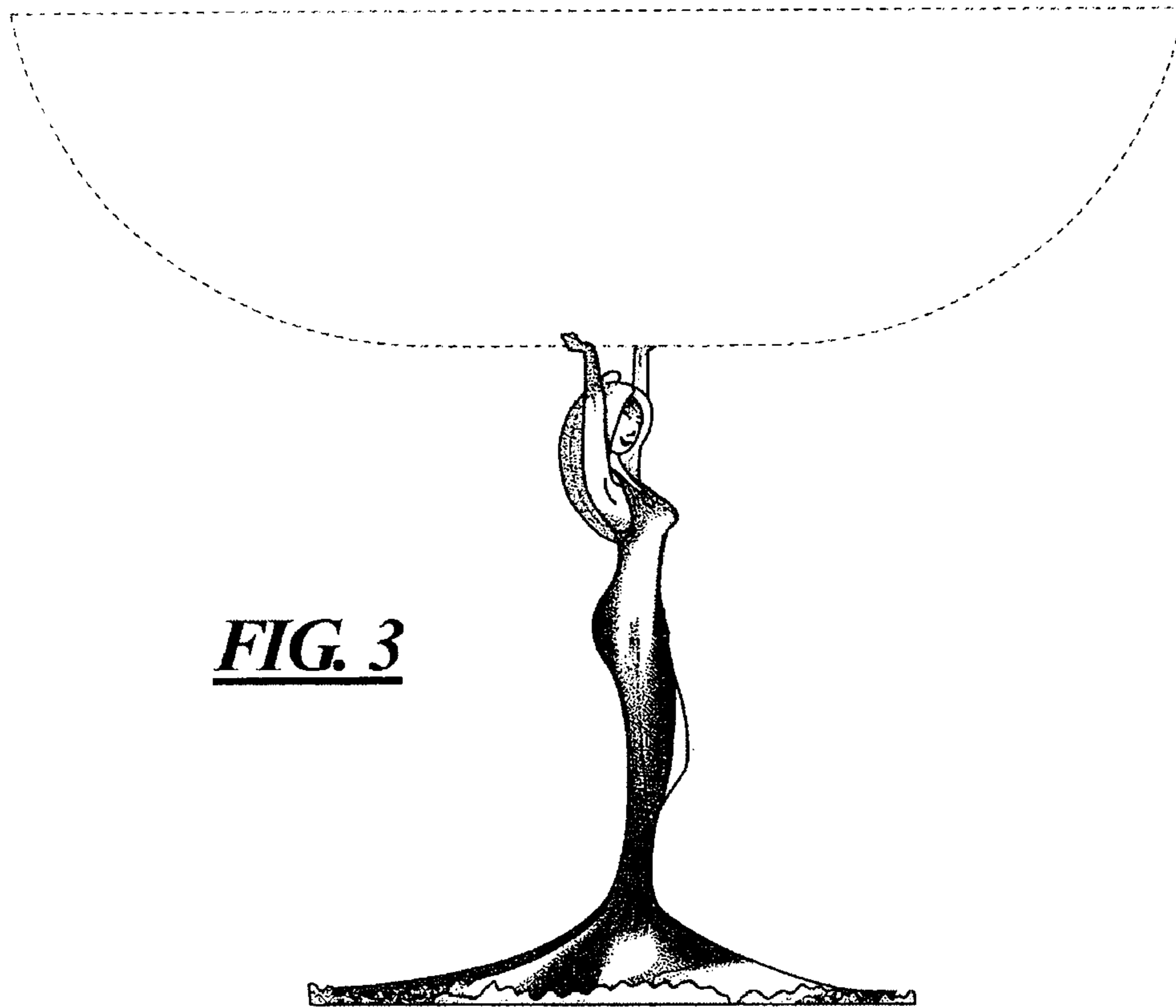




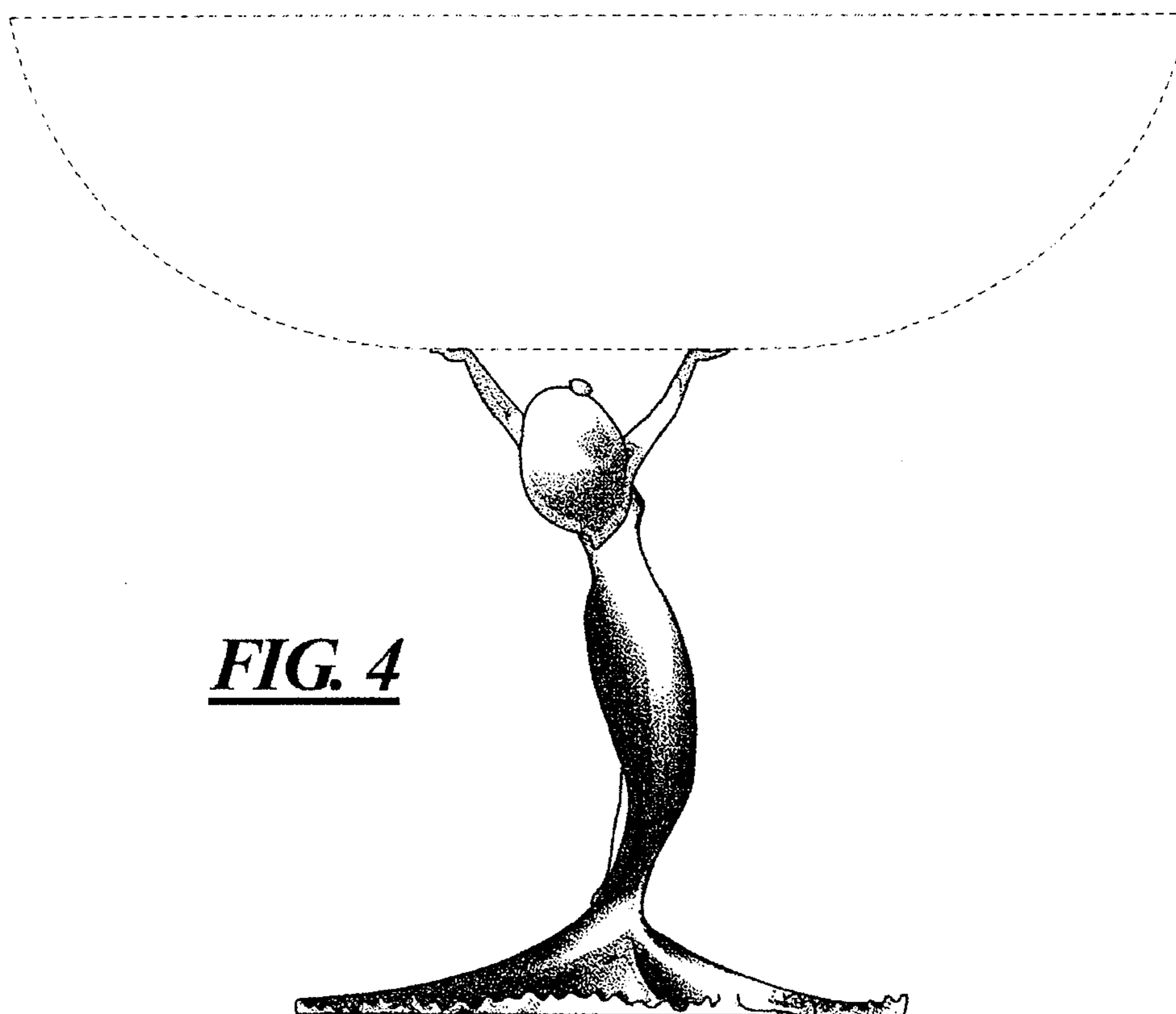
**FIG. 1**



**FIG. 2**



**FIG. 3**



**FIG. 4**