



US00D507449S

(12) **United States Design Patent**
Burton et al.

(10) **Patent No.: US D507,449 S**
(45) **Date of Patent: ** Jul. 19, 2005**

(54) **ICE TEA MAKER**

(75) Inventors: **Alan Burton**, Lake Worth, FL (US);
Lucie Milanes, Pembroke Pines, FL
(US); **Lisa Willey**, Weston, FL (US);
David Singer, Wauwatosa, WI (US)

(73) Assignee: **Sunbeam Products, Inc.**, Boca Raton,
FL (US)

(**) Term: **14 Years**

(21) Appl. No.: **29/212,984**

(22) Filed: **Sep. 9, 2004**

(51) **LOC (8) Cl.** **07-01**

(52) **U.S. Cl.** **D7/309; D7/310; D7/318**

(58) **Field of Search** D7/309, 310, 311,
D7/306, 317, 318, 308, 307, 319, 300;
99/275, 279, 289 R, 295, 280, 288, 282,
281; 222/486, 82, 146.6, 566; D20/1, 2;
D23/209

(56) **References Cited**

U.S. PATENT DOCUMENTS

D263,105 S	*	2/1982	Okazaki et al.	D7/319
D300,106 S	*	3/1989	Paulin	D7/309
D366,385 S	*	1/1996	Anghii et al.	D7/309
5,503,060 A	*	4/1996	Morecroft et al.	99/295
D385,747 S	*	11/1997	Inoue	D7/311
D398,474 S	*	9/1998	Wagner	D7/305

D414,647 S	*	10/1999	Driscoll et al.	D7/309
D421,871 S	*	3/2000	Klosinski et al.	D7/309
D435,995 S	*	1/2001	Mano	D7/318
D445,628 S	*	7/2001	McGroary	D7/318
D449,954 S	*	11/2001	Warfel et al.	D7/309
D451,329 S	*	12/2001	DeMars	D7/305
D475,233 S	*	6/2003	De Visser	D7/317
D480,904 S	*	10/2003	Backes et al.	D7/318
D488,949 S	*	4/2004	Moisan	D7/309
D489,214 S	*	5/2004	Noda et al.	D7/309
D491,763 S	*	6/2004	Picozza et al.	D7/309
D492,879 S	*	7/2004	Allemand	D7/318
D498,638 S	*	11/2004	Morrison	D7/319

* cited by examiner

Primary Examiner—M. N. Pandozzi

(74) *Attorney, Agent, or Firm*—Lawrence J. Shurupoff

(57) **CLAIM**

The ornamental design for an ice tea maker, as shown and described.

DESCRIPTION

FIG. 1 is a top right front perspective view of an ice tea maker;

FIG. 2 is a right side elevational view thereof;


FIG. 3 is a rear elevational view thereof;

FIG. 4 is a left side elevational view thereof;

FIG. 5 is a front elevational view thereof; and,

FIG. 6 is a top plan view thereof.

1 Claim, 6 Drawing Sheets



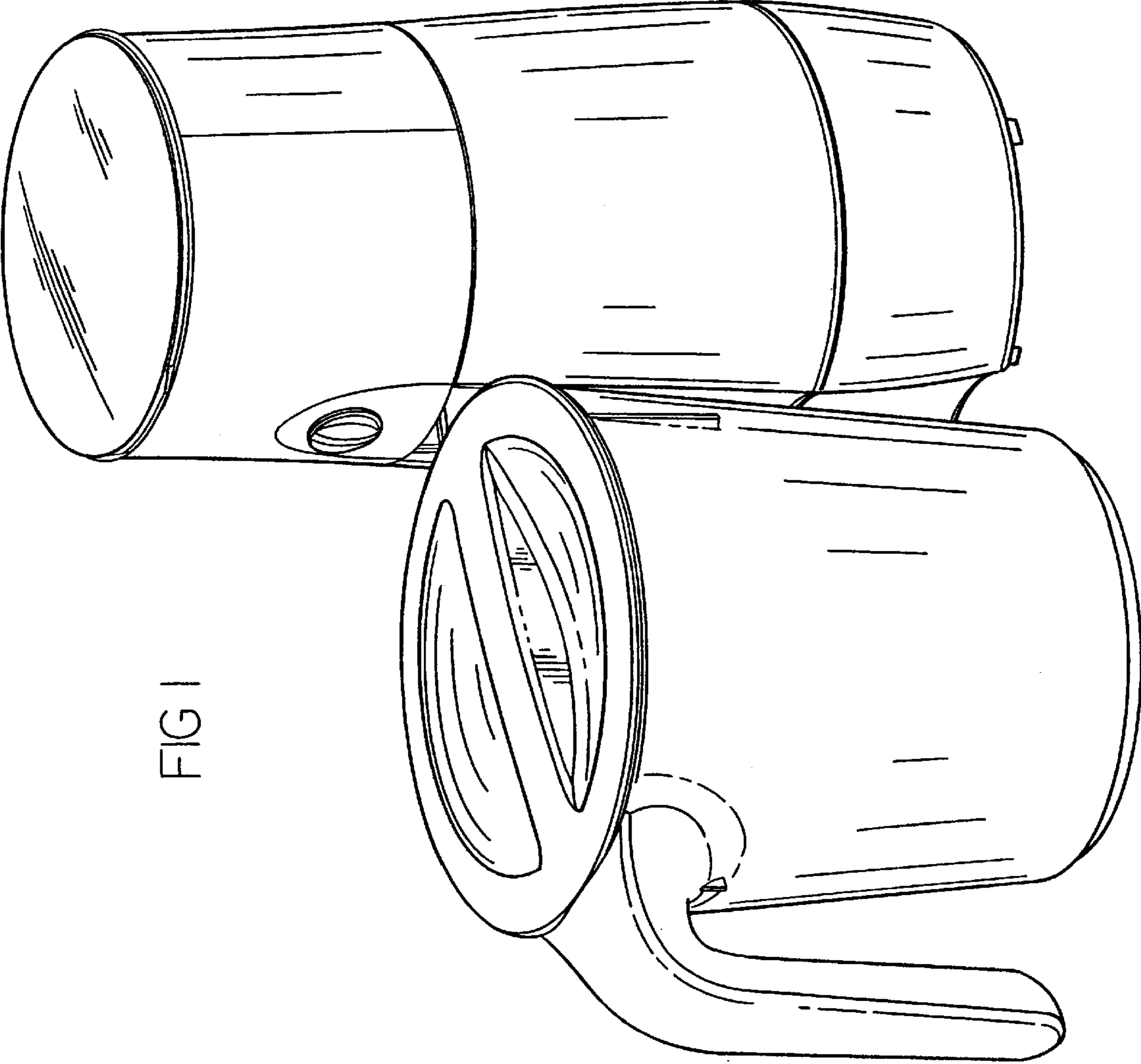


FIG 1

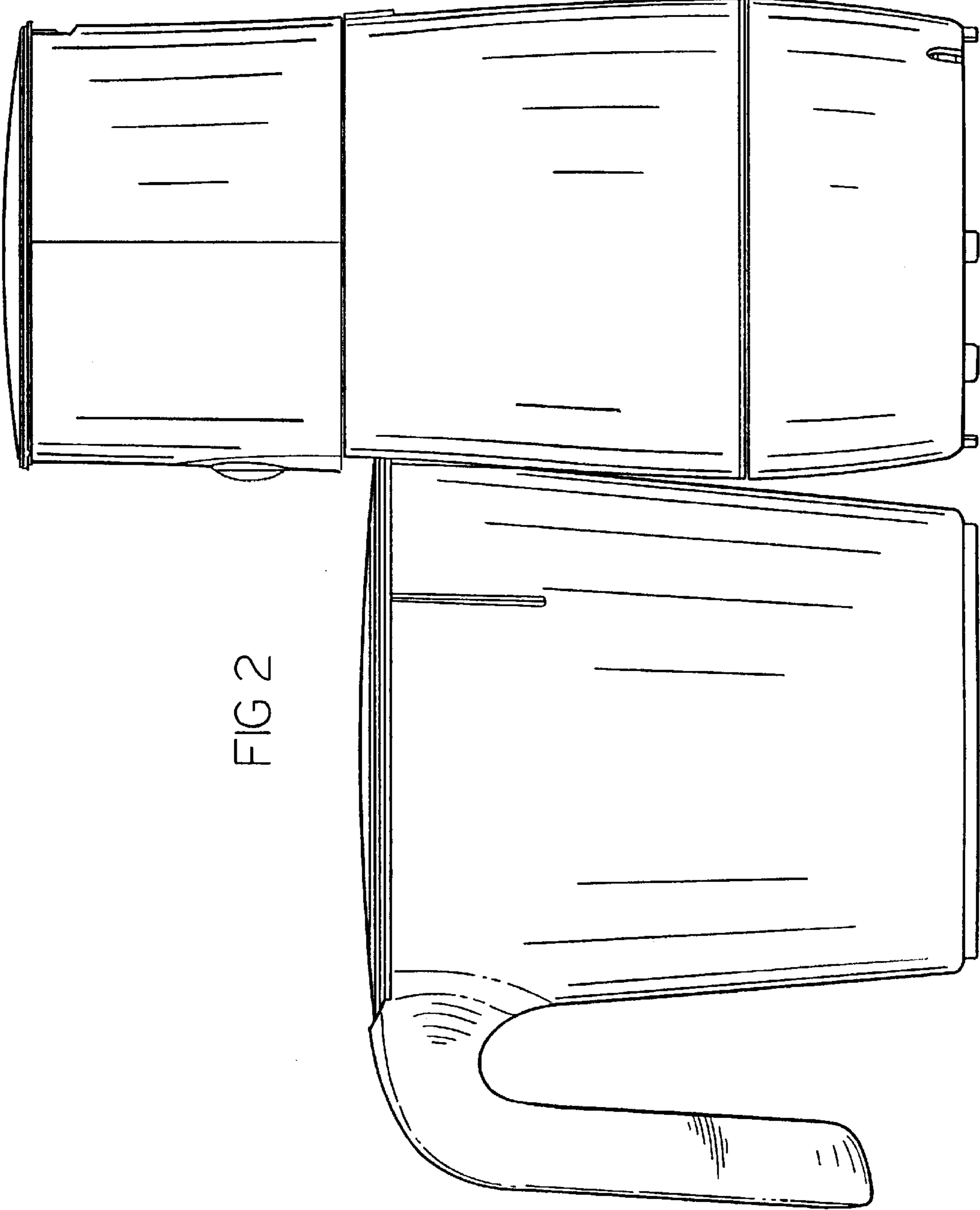


FIG 2

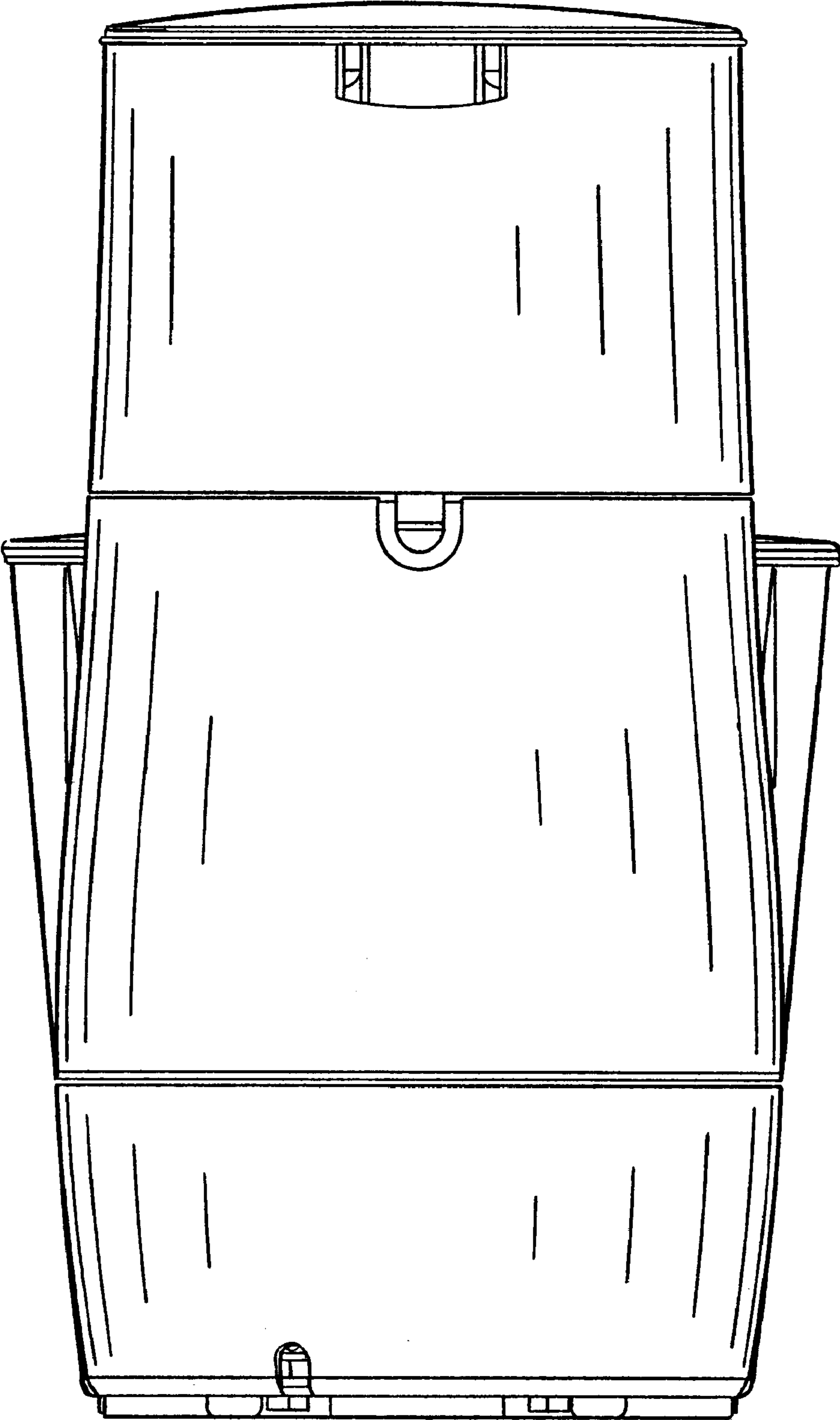



FIG 3

FIG 4



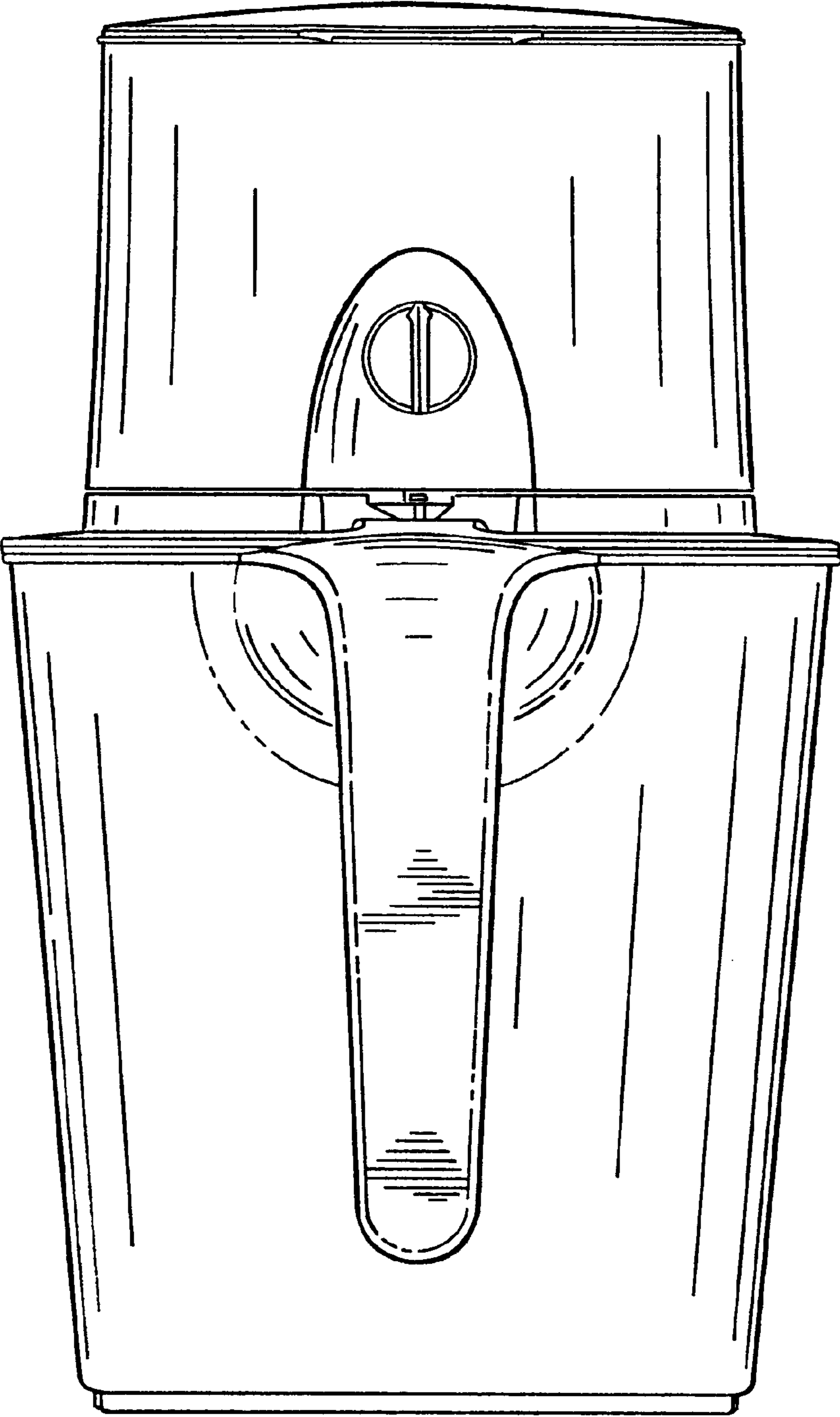


FIG 5

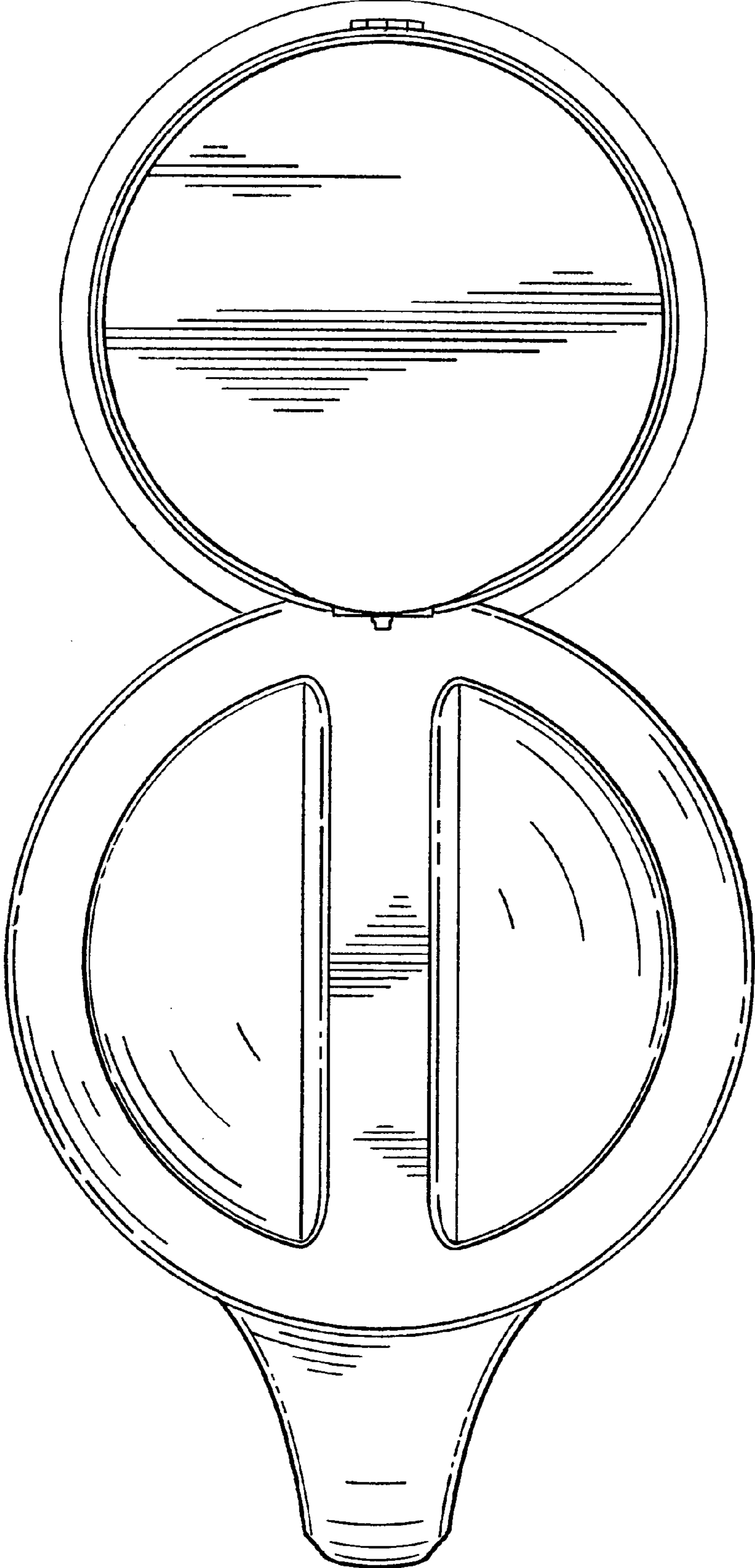


FIG 6