

US00D507448S

(12) **United States Design Patent**  
**Fiedeler et al.**

(10) **Patent No.:** **US D507,448 S**  
(45) **Date of Patent:** **\*\* Jul. 19, 2005**

- (54) **STIRRING STICK**
- (75) Inventors: **Heinrich Fiedeler**, Wiesbaden (DE);  
**Michael Raasch**, Wiesbaden (DE)
- (73) Assignee: **WMF Wuerttembergische Metallwarenfabrik AG**,  
Geislingen/Steige (DE)
- (\*\*) Term: **14 Years**
- (21) Appl. No.: **29/201,447**
- (22) Filed: **Mar. 16, 2004**
- (51) **LOC (8) Cl.** ..... **07-99**
- (52) **U.S. Cl.** ..... **D7/300.2**
- (58) **Field of Search** ..... D7/300.2; D24/147;  
30/324; D17/22, 23, 99; 416/2, 71; D3/18,  
26; 239/33; D21/406; 446/419
- (56) **References Cited**  
**U.S. PATENT DOCUMENTS**  
D224,716 S \* 9/1972 Silvas ..... D7/300.2  
3,968,591 A \* 7/1976 Pearson, Jr. .... 30/324

- D241,702 S \* 10/1976 Aykanian ..... D7/300.2
- D342,999 S \* 1/1994 Gonsalves, Jr. .... D24/147
- D402,847 S \* 12/1998 Kinder ..... D7/300.2
- D428,298 S \* 7/2000 Cohen ..... D7/300.2
- D430,447 S \* 9/2000 Thuma ..... D7/300.2
- D440,810 S \* 4/2001 Olson ..... D7/300.2

\* cited by examiner

*Primary Examiner*—Ruth McInroy  
*Assistant Examiner*—Terrence Huang  
(74) *Attorney, Agent, or Firm*—Faegre & Benson LLP

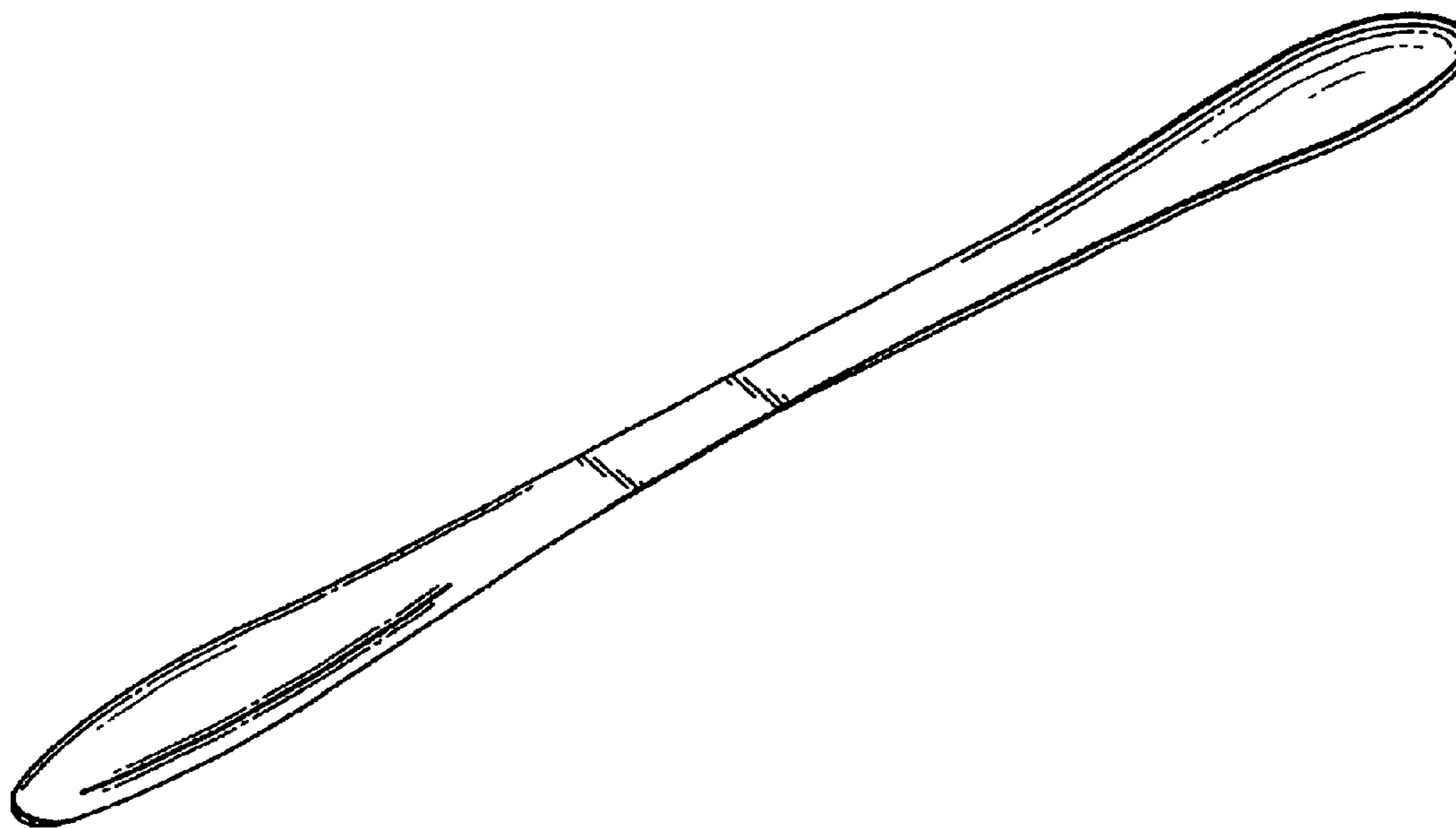
(57) **CLAIM**

The ornamental design for a stirring stick, as shown.

**DESCRIPTION**

FIG. 1 is a perspective view of a stirring stick showing my new design;  
FIG. 2 is a side view thereof;  
FIG. 3 is a top view thereof;  
FIG. 4 is a bottom view thereof;  
FIG. 5 is right side view thereof; and,  
FIG. 6 is a left side view thereof.

**1 Claim, 2 Drawing Sheets**



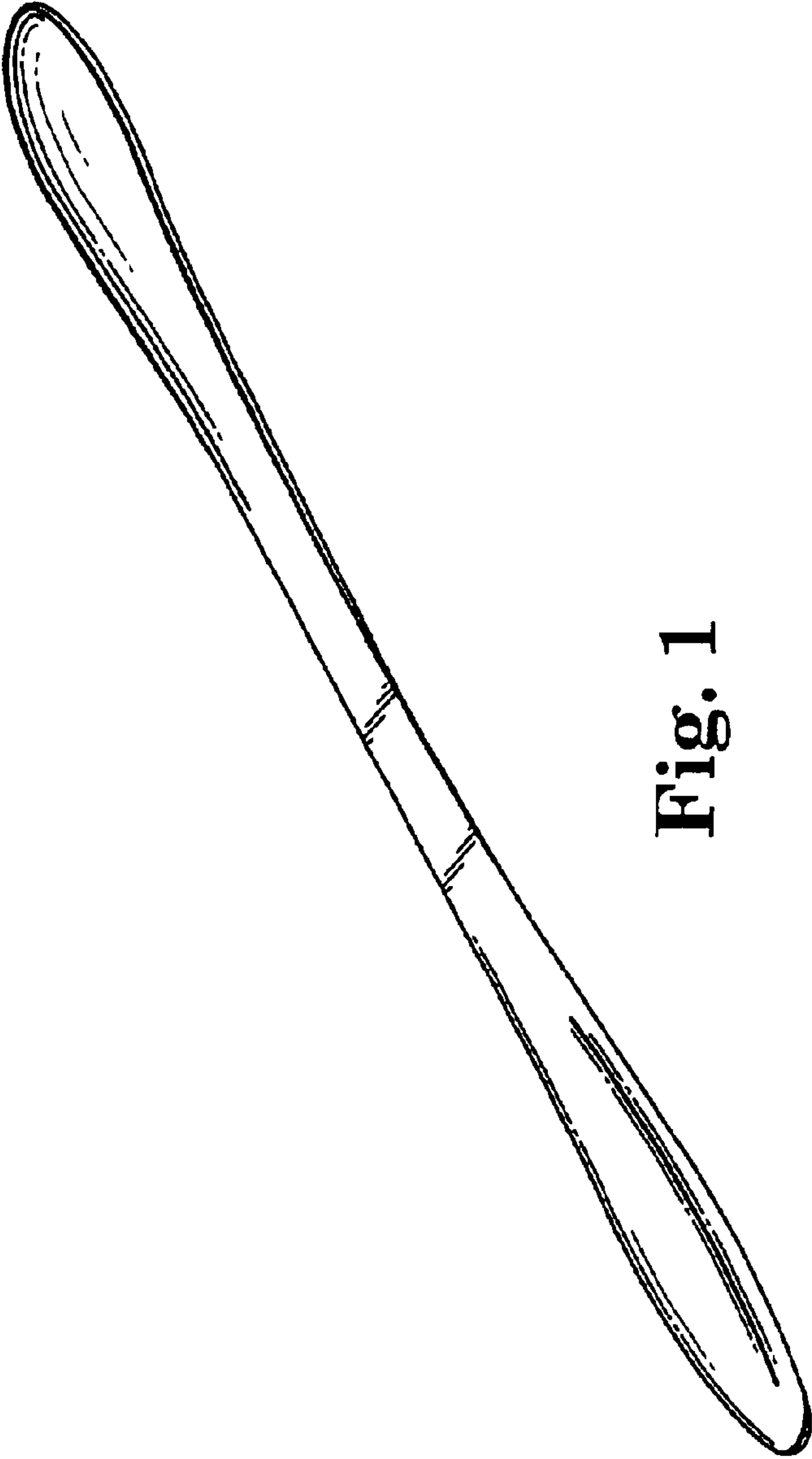


Fig. 1

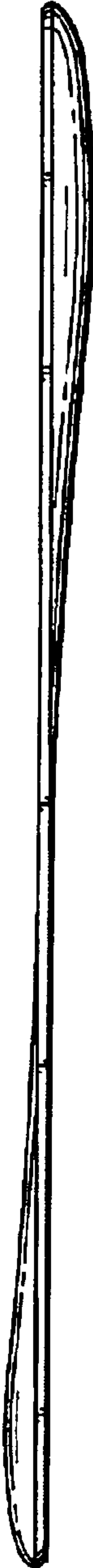


Fig. 2

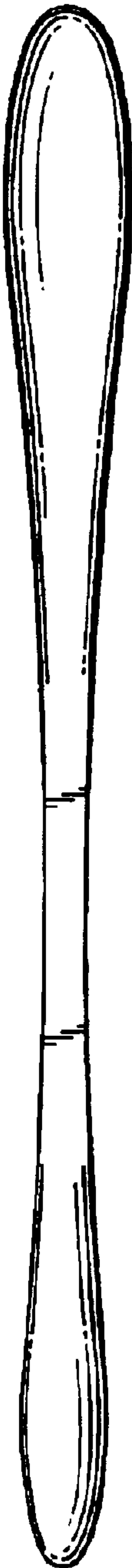


Fig. 3

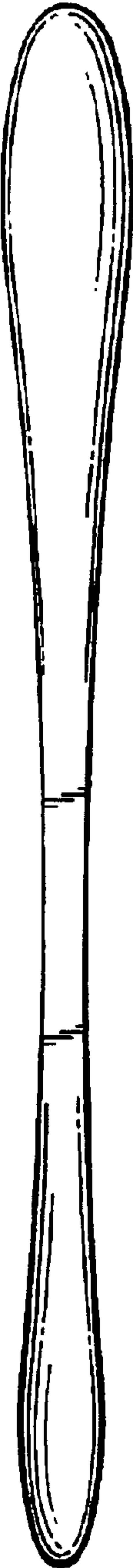


Fig. 4



Fig. 5



Fig. 6