

US00D507444S

(12) **United States Design Patent**
Emery et al.

(10) **Patent No.:** **US D507,444 S**
(45) **Date of Patent:** **** Jul. 19, 2005**

(54) **PATTERNED ELONGATED SHOWER FLOOR MAT HAVING EXTENDED WINGS**

(75) Inventors: **William H. Emery**, Millington, NJ (US); **Robert Emery**, Clinton, NJ (US)

(73) Assignee: **Better Sleep Inc.**, Berkeley Heights, NJ (US)

(**) Term: **14 Years**

(21) Appl. No.: **29/196,183**

(22) Filed: **Dec. 23, 2003**

(51) **LOC (8) Cl.** **06-11**

(52) **U.S. Cl.** **D6/583**

(58) **Field of Search** D6/583, 582, 592; 4/583, 251.1; 428/78, 198, 88

(56) **References Cited**

U.S. PATENT DOCUMENTS

D343,087 S	*	1/1994	Kaiser	D6/583
5,725,926 A	*	3/1998	Wang	428/78
D414,973 S	*	10/1999	Craft et al.	D6/583
D416,158 S	*	11/1999	Denney	D6/582
D428,293 S	*	7/2000	Williams	D6/583
D429,437 S	*	8/2000	Valenti	D6/583

OTHER PUBLICATIONS

Gemplers, p. 462, floor seat liner located at top left of page, Jan. 7, 2003.*

* cited by examiner

Primary Examiner—Holly Baynham

(74) *Attorney, Agent, or Firm*—Greenberg Traurig, LLP; Eli Weiss

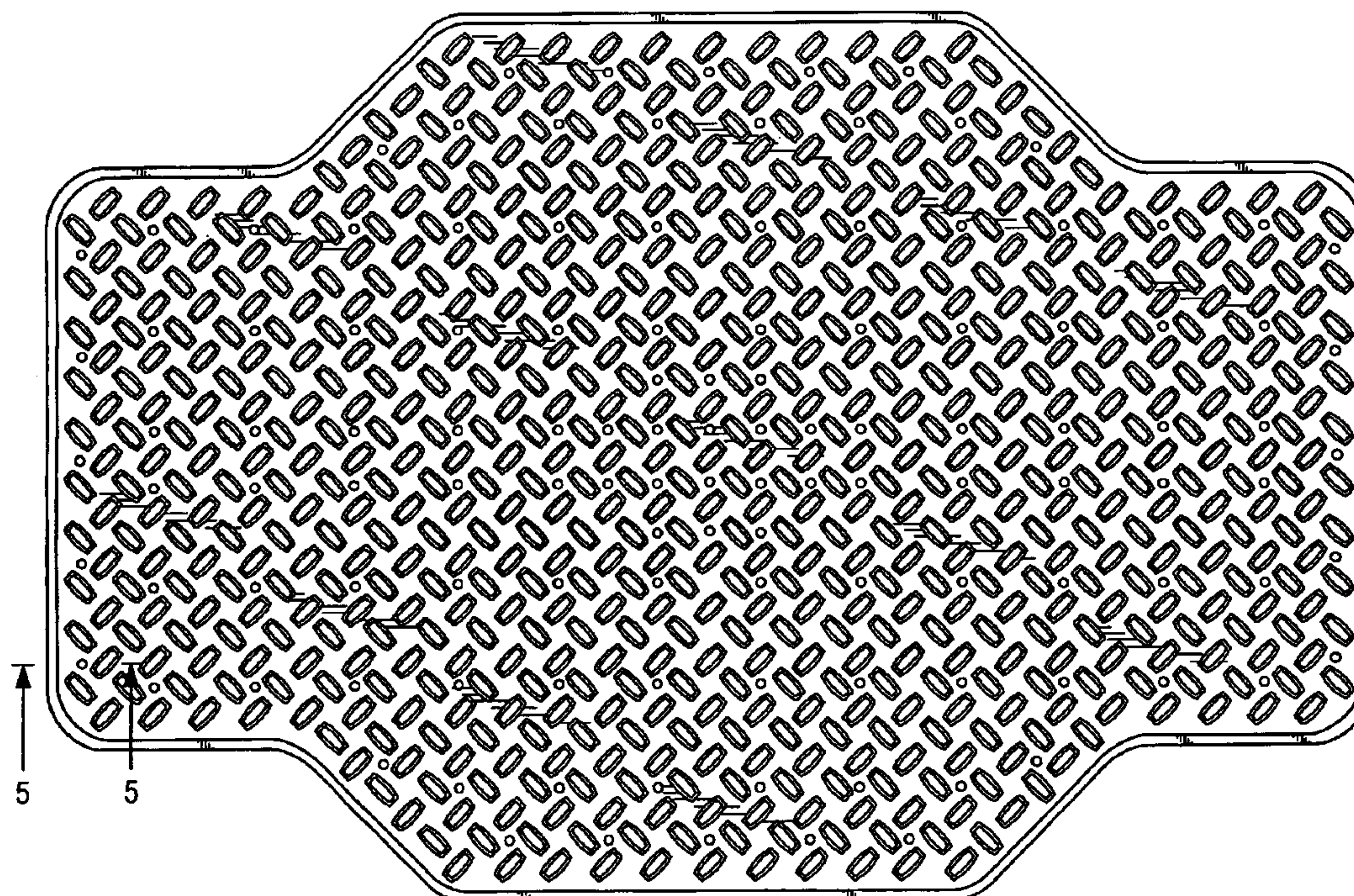
(57) **CLAIM**

The ornamental design of a patterned elongated shower floor mat having extended wings, as shown and described.

DESCRIPTION

FIG. 1 is a top plan view of our new design for a patterned elongated shower floor mat having extended wings; FIG. 2 is a right end view thereof, the left end view being a mirror image; FIG. 3 is a bottom end view thereof, the top end view being a mirror image; FIG. 4 is a bottom plan view thereof; and, FIG. 5 is an enlarged cross sectional view along the line 5—5 of FIG. 1.

1 Claim, 3 Drawing Sheets






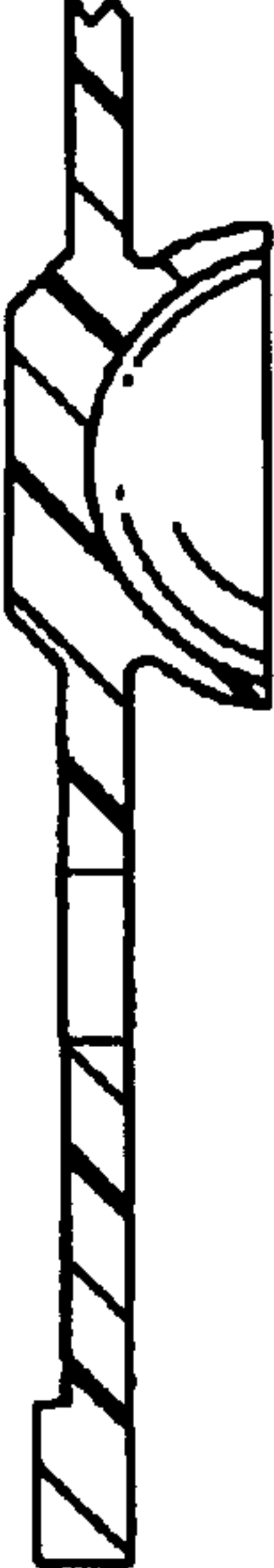
FIG. 2



FIG. 3



FIG. 5



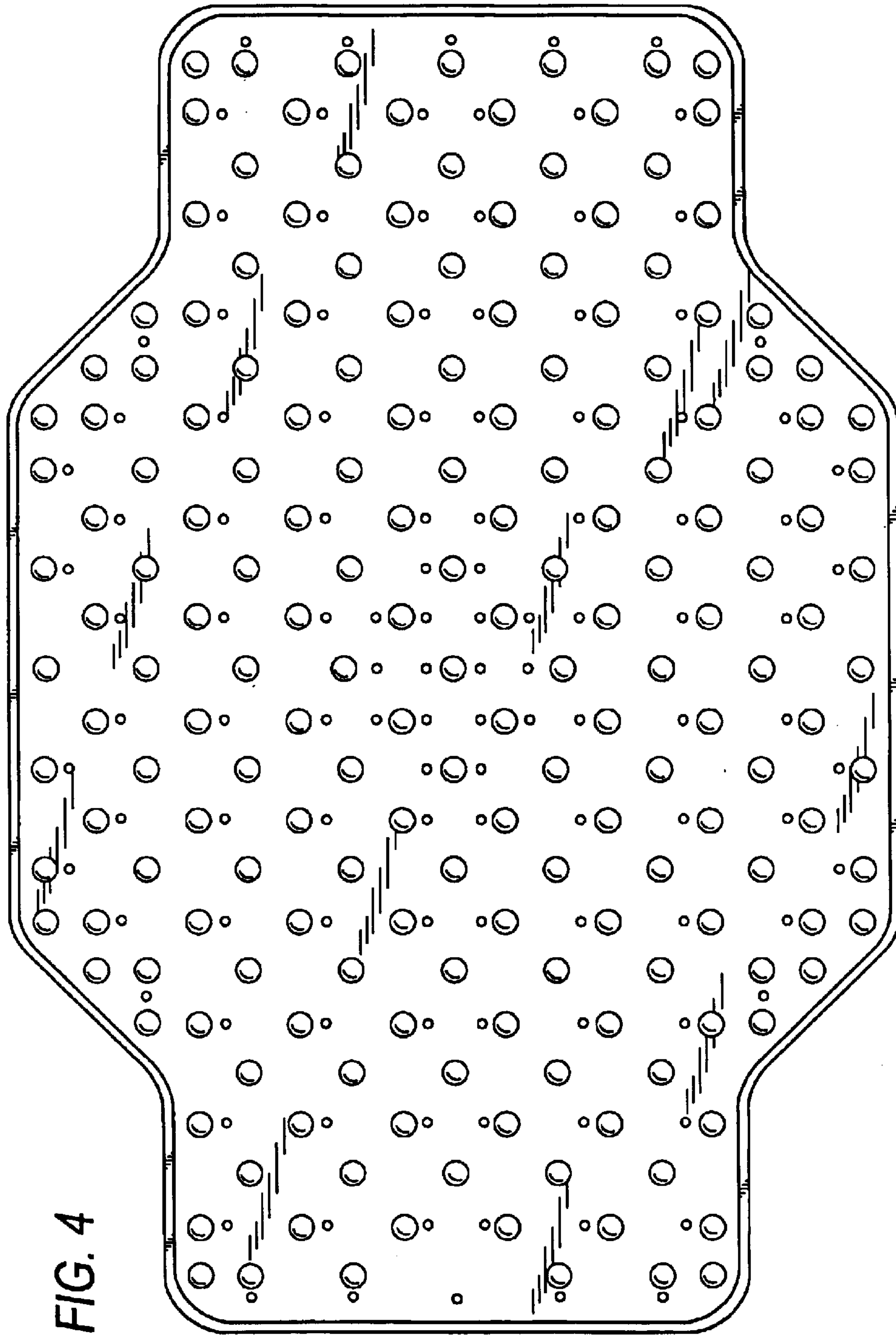


FIG. 4