

US00D507442S

(12) **United States Design Patent**
Amador

(10) **Patent No.:** **US D507,442 S**

(45) **Date of Patent:** **** Jul. 19, 2005**

(54) **TOILET TISSUE HOLDER AND DISPENSER**

(76) **Inventor:** **Edward Lee Amador**, 128 Camino de Amador NW., Albuquerque, NM (US) 87107

(**) **Term:** **14 Years**

(21) **Appl. No.:** **29/175,496**

(22) **Filed:** **Mar. 18, 2003**

(51) **LOC (8) Cl.** **20-02**

(52) **U.S. Cl.** **D6/520**

(58) **Field of Search** D6/515-523, 552, D6/553, 567; 206/216, 242, 265, 553, 389, 391; 221/45, 281, 284

(56) **References Cited**

U.S. PATENT DOCUMENTS

2,991,951 A	7/1961	Carroll	
3,316,040 A	4/1967	McGann	
4,177,958 A	12/1979	Poole	
4,273,392 A	6/1981	Stinson	
4,432,451 A	2/1984	Hooser	
4,765,475 A	8/1988	Kaysserian	
D307,086 S	4/1990	Van Marcke et al.	
D314,301 S	* 2/1991	Cooke	D6/520
D330,984 S	11/1992	Evans	
D376,284 S	* 12/1996	Keeley	D6/520
D378,641 S	4/1997	Beckenlehner et al.	
5,887,818 A	3/1999	Kelley	

D418,704 S	*	1/2000	McGeehan	D6/520
D419,012 S	*	1/2000	Wiggins, Jr.	D6/520
D425,739 S	*	5/2000	Jones et al.	D6/520
D430,984 S	*	9/2000	Camarena	D6/520
6,405,972 B1		6/2002	Wakam	
6,422,503 B1		7/2002	Hoo Kong	
D461,352 S	*	8/2002	Pianezza	D6/520
D475,277 S	*	6/2003	Wu	D8/358
D482,914 S	*	12/2003	Prasad	D6/515
D493,053 S	*	7/2004	Snell	D6/520

* cited by examiner

Primary Examiner—Brian N Vinson

(74) *Attorney, Agent, or Firm*—Deborah A. Peacock; Peacock Myers & Adams, P.C.

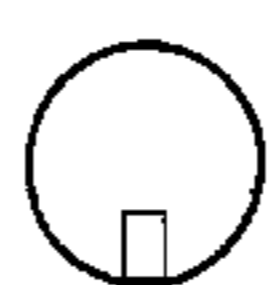
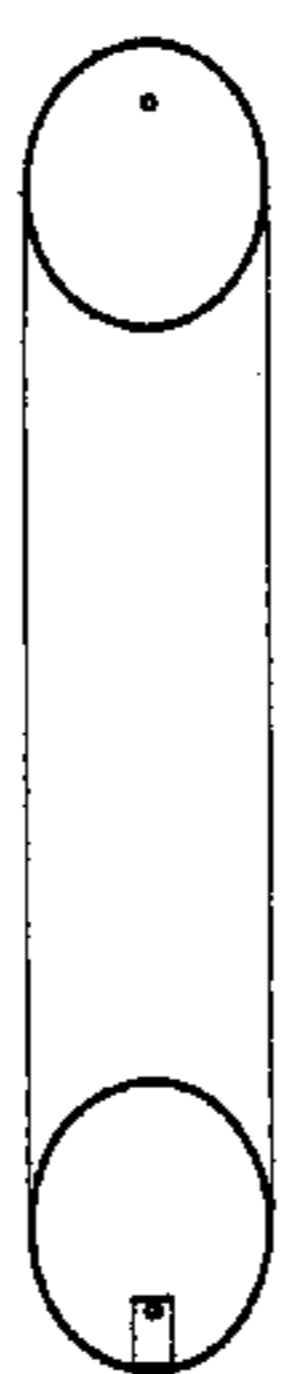
(57) **CLAIM**

The ornamental design for a toilet tissue holder and dispenser, as shown and described.

DESCRIPTION

FIG. 1 is a front view of the toilet tissue holder and dispenser embodying my new design showing a tube for disposing toilet paper rolls therein, a bracket at the bottom of the tube, and mounting holes at the top and bottom of the tube; FIG. 2 is a rear view thereof; FIG. 3 is a side view thereof, the other side being a mirror image; FIG. 4 is a top plan view thereof; and, FIG. 5 is a bottom plan view thereof.

1 Claim, 1 Drawing Sheet






Fig. 2




Fig. 1

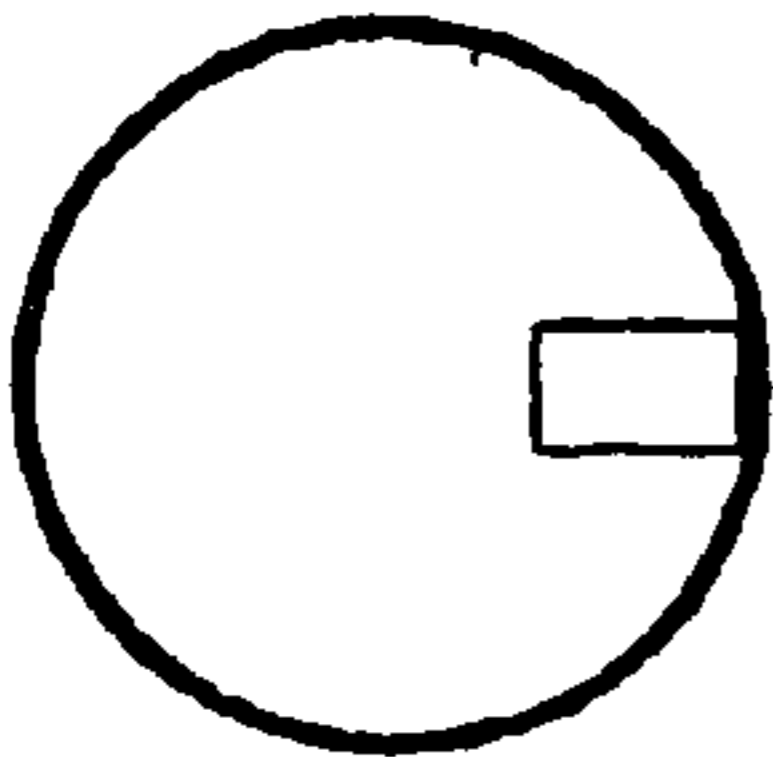


Fig. 4

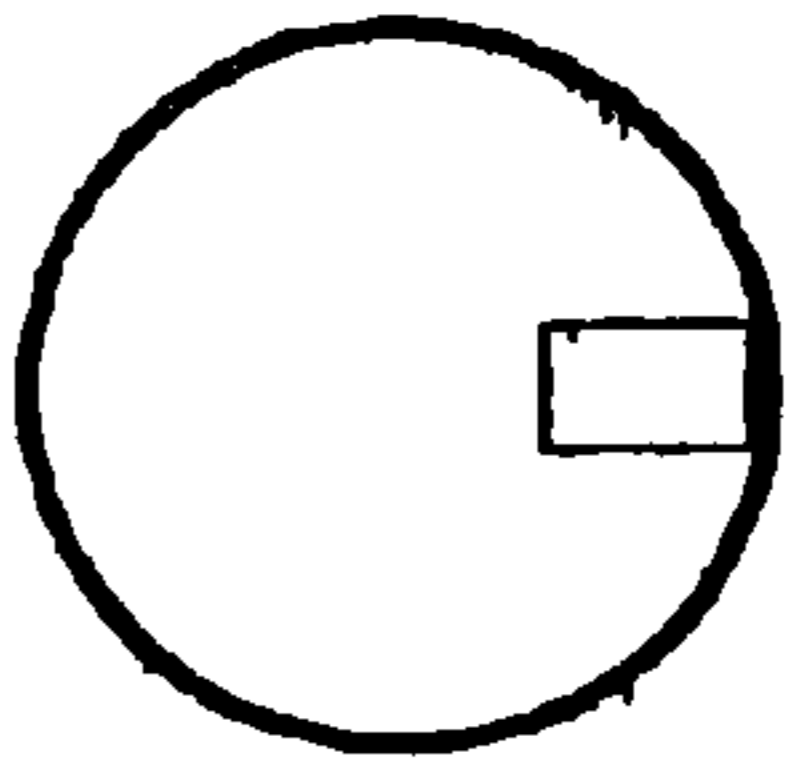


Fig. 5




Fig. 3