

US00D507423S

(12) **United States Design Patent**
Beaulieu et al.

(10) **Patent No.:** **US D507,423 S**
(45) **Date of Patent:** **** Jul. 19, 2005**

(54) **CHAIR**

(75) Inventors: **Jocelyn Beaulieu**, Newmarket (CA);
Graham Clive Hufton, Toronto (CA);
Stephen Conrad Fox, Barrie (CA);
Mark Campbell, Toronto (CA);
Richard Paul Morawietz, Richmond Hill (CA)

(73) Assignee: **Global Total Office**, Downsview (CA)

(**) Term: **14 Years**

D456,159 S	4/2002	Ball et al.	
D461,661 S	8/2002	Koepke et al.	
D462,187 S	9/2002	Koepke et al.	
D464,819 S	10/2002	Chu	
D465,938 S	* 11/2002	Huang	D6/366
D468,564 S	* 1/2003	Piretti et al.	D6/500
D469,618 S	* 2/2003	Nagamitsu	D6/366
D471,024 S	3/2003	Chadwick et al.	
D476,821 S	* 7/2003	Koepke et al.	D6/366
D486,315 S	* 2/2004	Beaulieu et al.	D6/366
D487,197 S	* 3/2004	Edwards et al.	D6/366
D488,313 S	* 4/2004	Seiler	D6/366
D489,191 S	* 5/2004	Ma	D6/366

(21) Appl. No.: **29/191,149**

(22) Filed: **Oct. 3, 2003**

Related U.S. Application Data

(62) Division of application No. 29/161,449, filed on May 31, 2002, now Pat. No. Des. 486,315.

(51) **LOC (8) Cl.** **06-01**

(52) **U.S. Cl.** **D6/366**

(58) **Field of Search** D6/334, 364, 365,
D6/366, 367, 500, 501, 502; 297/411.2,
411.27

(56) **References Cited**

U.S. PATENT DOCUMENTS

D256,740 S	*	9/1980	Acton	D6/366
D276,576 S		12/1984	Helmholdt	
D306,531 S		3/1990	Snodgrass	
D368,172 S		3/1996	Locher	
D410,799 S	*	6/1999	Meda	D6/366
D411,928 S		7/1999	Ritch et al.	
D422,802 S		4/2000	Deacon	
D434,575 S		12/2000	Deacon	
D435,976 S		1/2001	Deacon	
D437,703 S		2/2001	Deacon	
D445,580 S	*	7/2001	Pennington et al.	D6/366
D445,613 S		7/2001	Ginat	
D446,033 S		8/2001	Koepke et al.	
D451,293 S	*	12/2001	Su	D6/366
D452,387 S		12/2001	Ambasz	

OTHER PUBLICATIONS

Keilhauer –Product Page, “<http://www.keilhauer.com/products/product2.asp?FamilyID=36&CategoryID=5>.” undated.

(Continued)

Primary Examiner—Gary D. Watson

(74) *Attorney, Agent, or Firm*—Bereskin & Parr

(57) **CLAIM**

The ornamental Design for a chair, as shown and described.

DESCRIPTION

FIG. 1 is a perspective view from the front and one side of the chair;

FIG. 2 is a perspective view from the rear and one side of the chair of FIG. 1;

FIG. 3 is a side elevation view of one side of the chair of FIG. 1;

FIG. 4 is a front elevation view of the chair of FIG. 1;

FIG. 5 is a side elevation view of the side of the chair of FIG. 1;

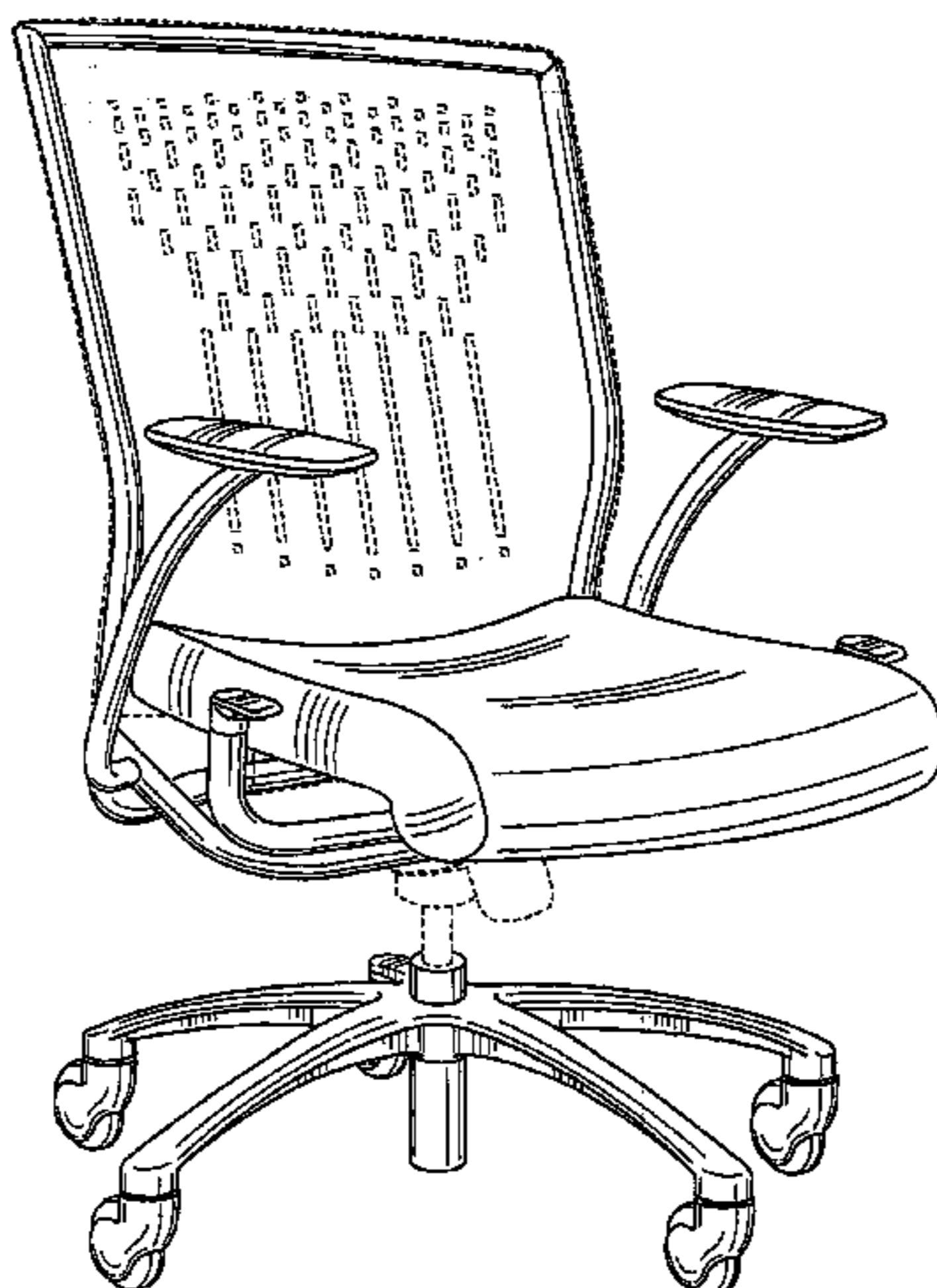
FIG. 6 is a rear elevation view of the chair of FIG. 1;

FIG. 7 is a top plan view of the chair of FIG. 1; and,

FIG. 8 is a top plan view of the chair with the seat portion removed for ease of illustration.

The broken lines shown are for illustrative purposes only and form no part of the claimed design.

1 Claim, 8 Drawing Sheets



OTHER PUBLICATIONS

Keilhauer –Products Page, “<http://www.keilhauer.com/products/product2b.asp?FamilyID=36&SeriesID=1&ProductID=335&Cateogry>.” undated.

Keilhauer –Products Page, “<http://www.keilhauer.com/products/product2b.asp?FamilyID=36&SeriesID=2&ProductID=349&Category>.” undated.

Keilhauer –Products Page, “<http://www.keilhauer.com/products/product2b.asp?FamilyID=36&SeriesID=3&ProductID=363&Cateogry>.” undated.

Keilhauer –Products Page, “<http://www.keilhauer.com/products/product2b.asp?FamilyID=36&SeriesID=4&ProductID=384&Cateogry>.” undated.

Mauser Allavoro Chair, design Michele De Lucchi e Gerd Reichert, “Mauser Office GmbH, Waldock.” undated.

* cited by examiner

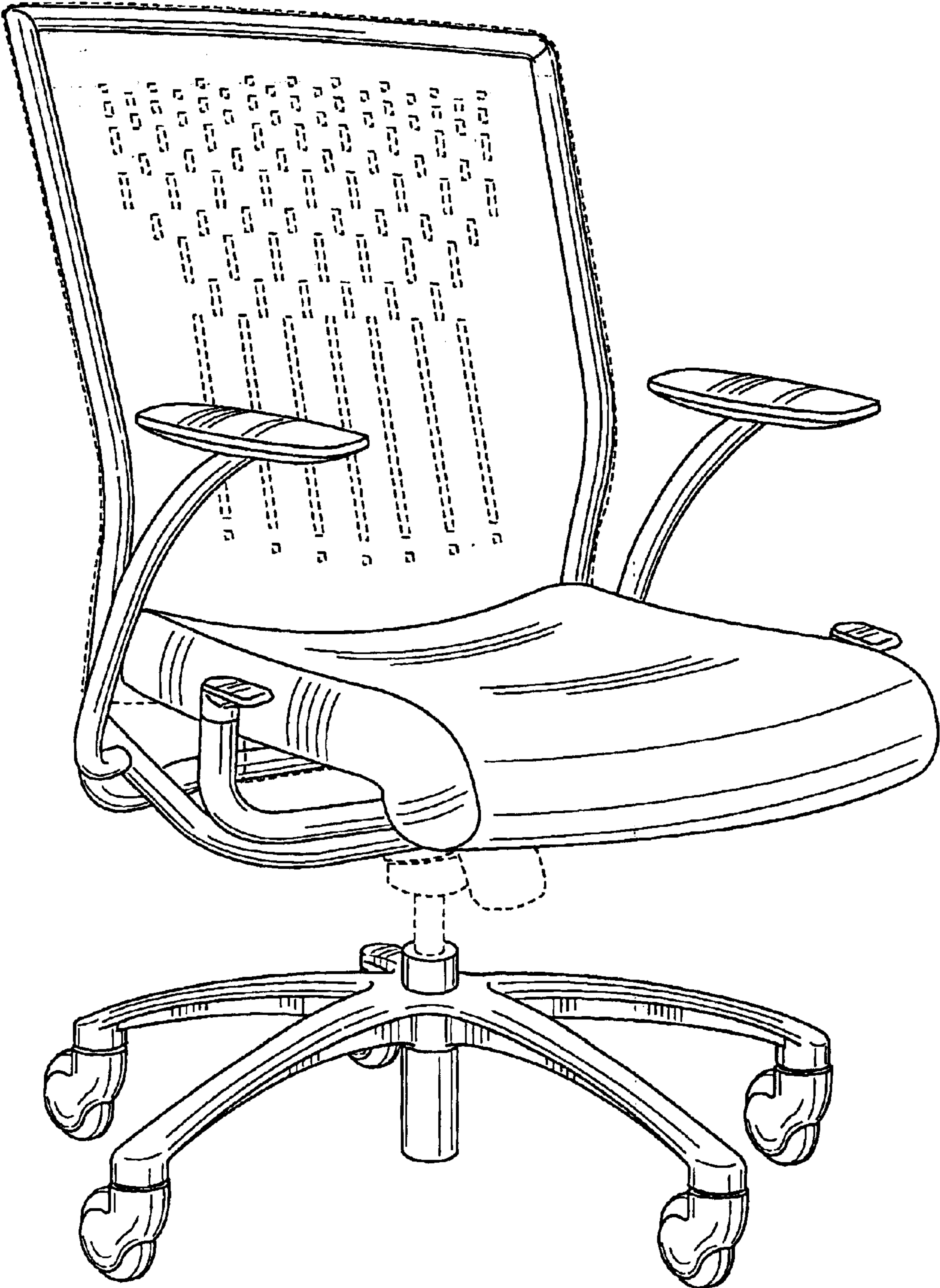


FIG. 1



FIG. 2

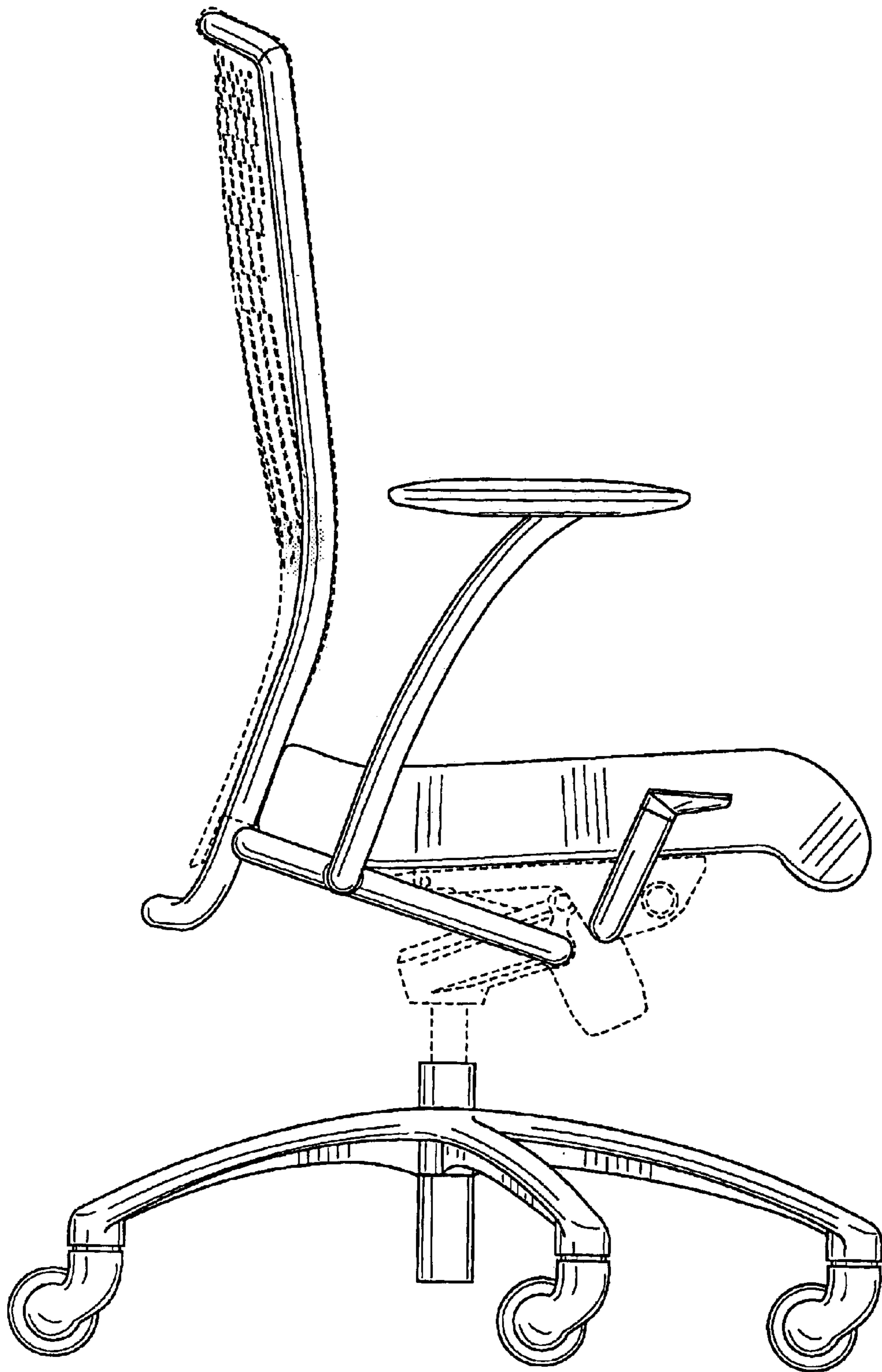


FIG. 3

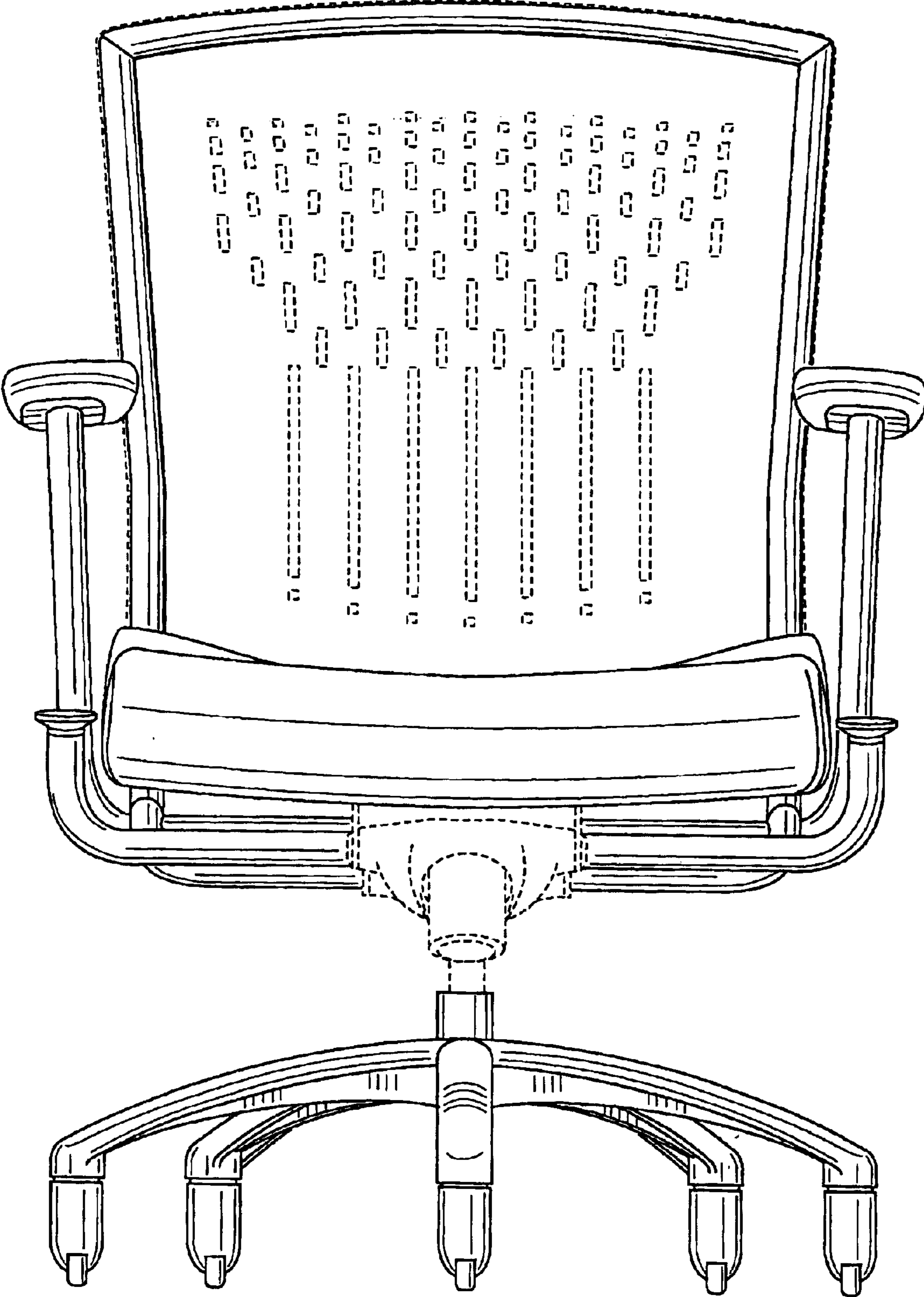


FIG. 4

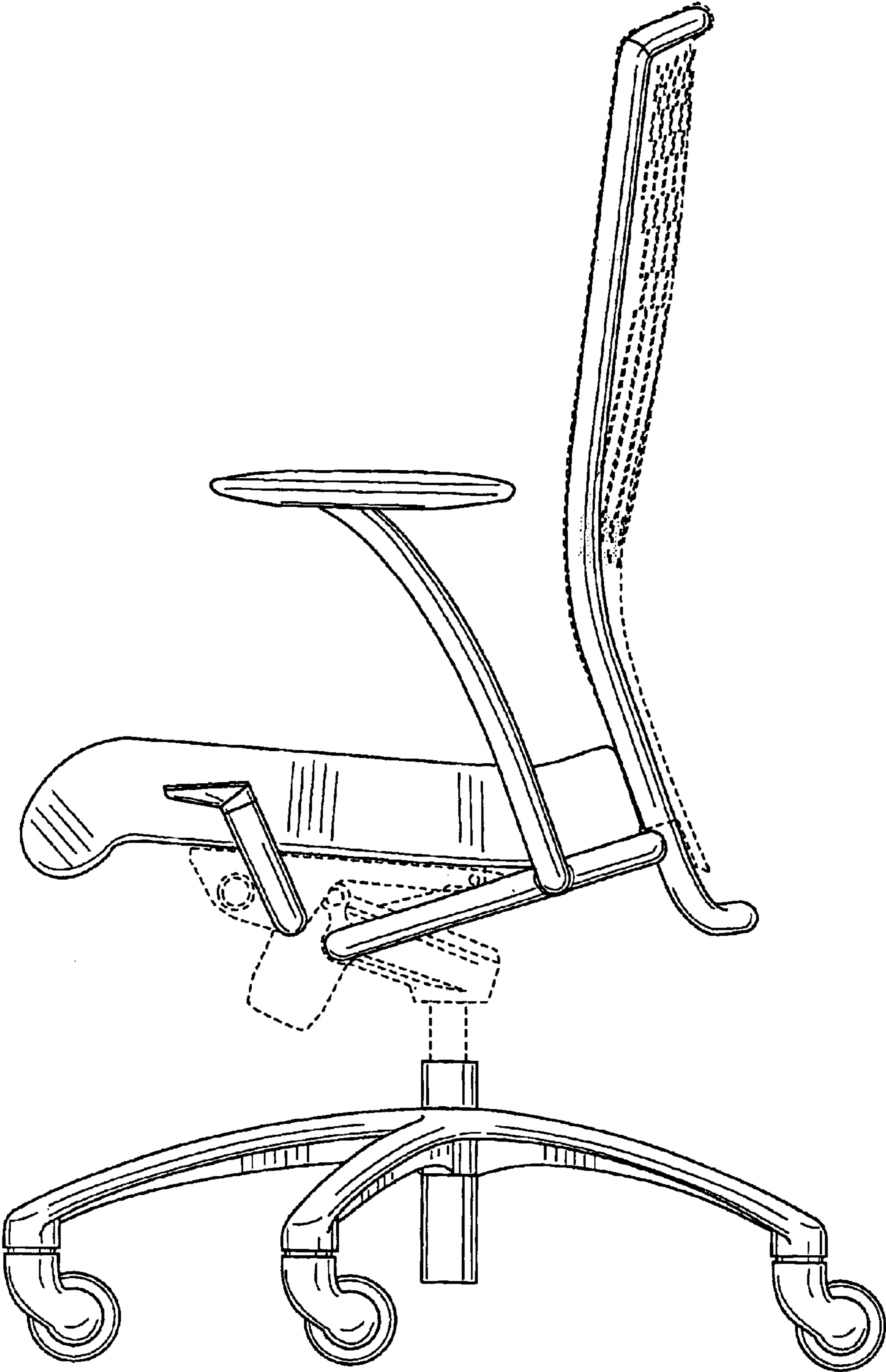


FIG. 5

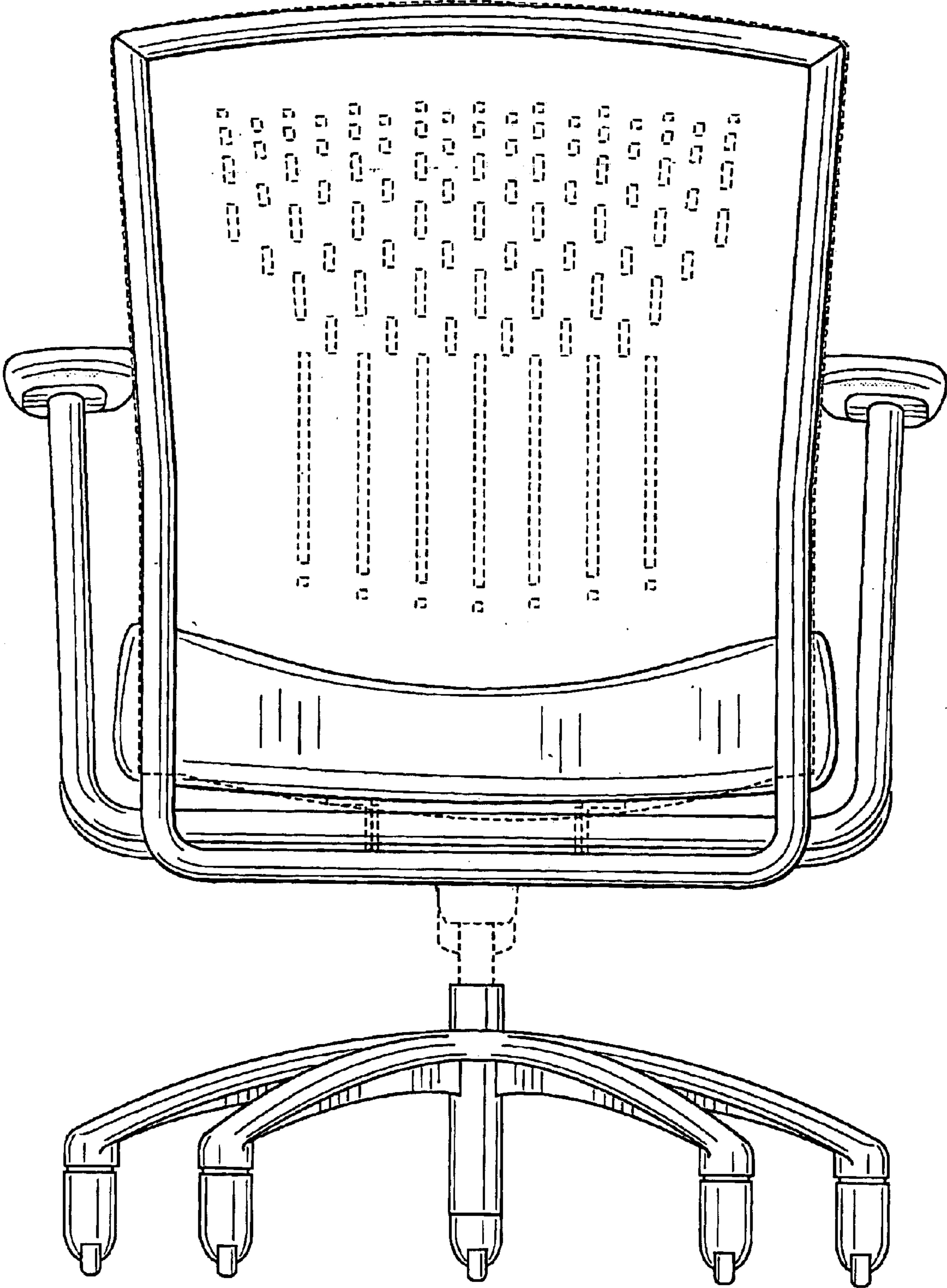


FIG. 6

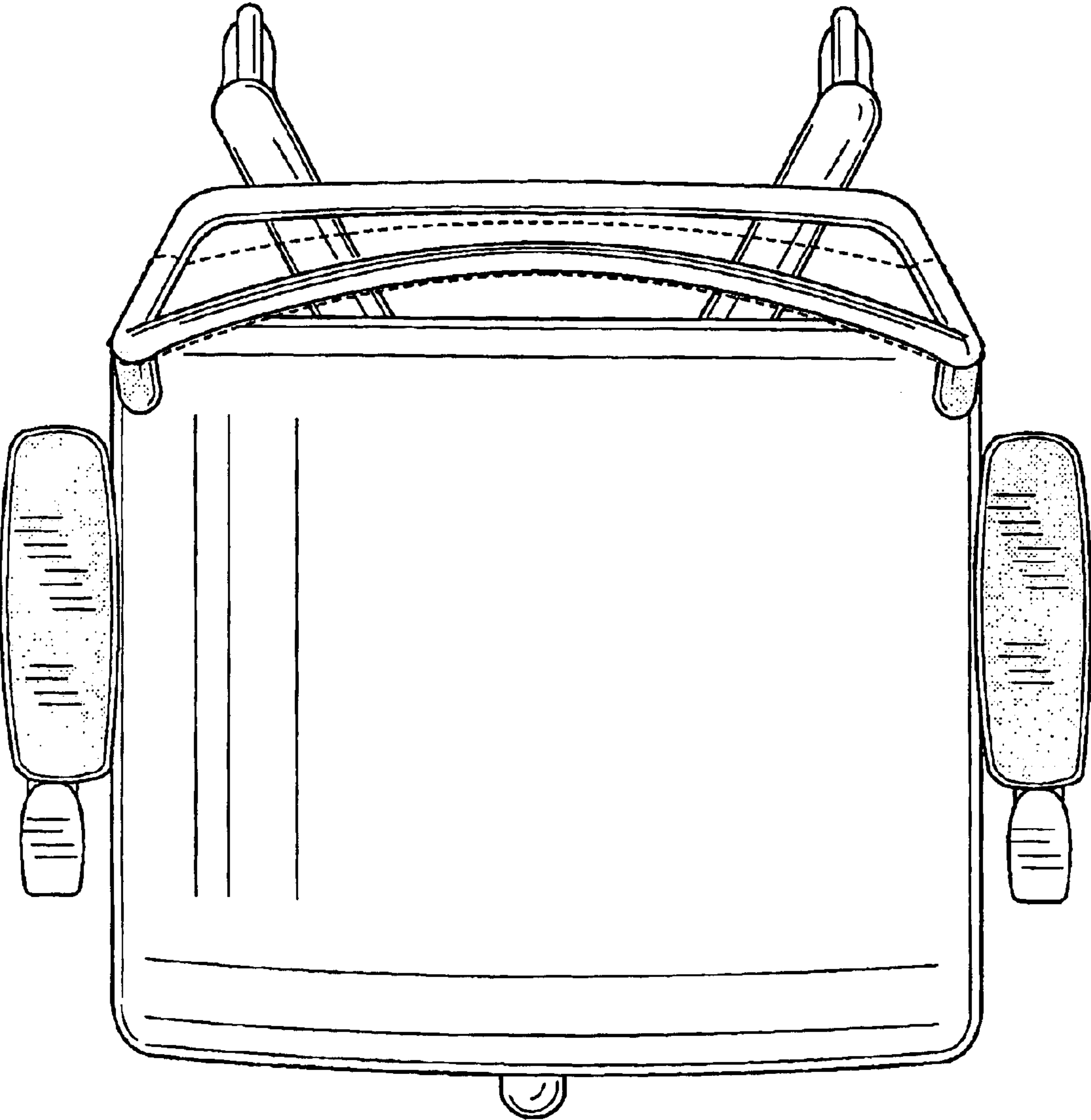


FIG. 7

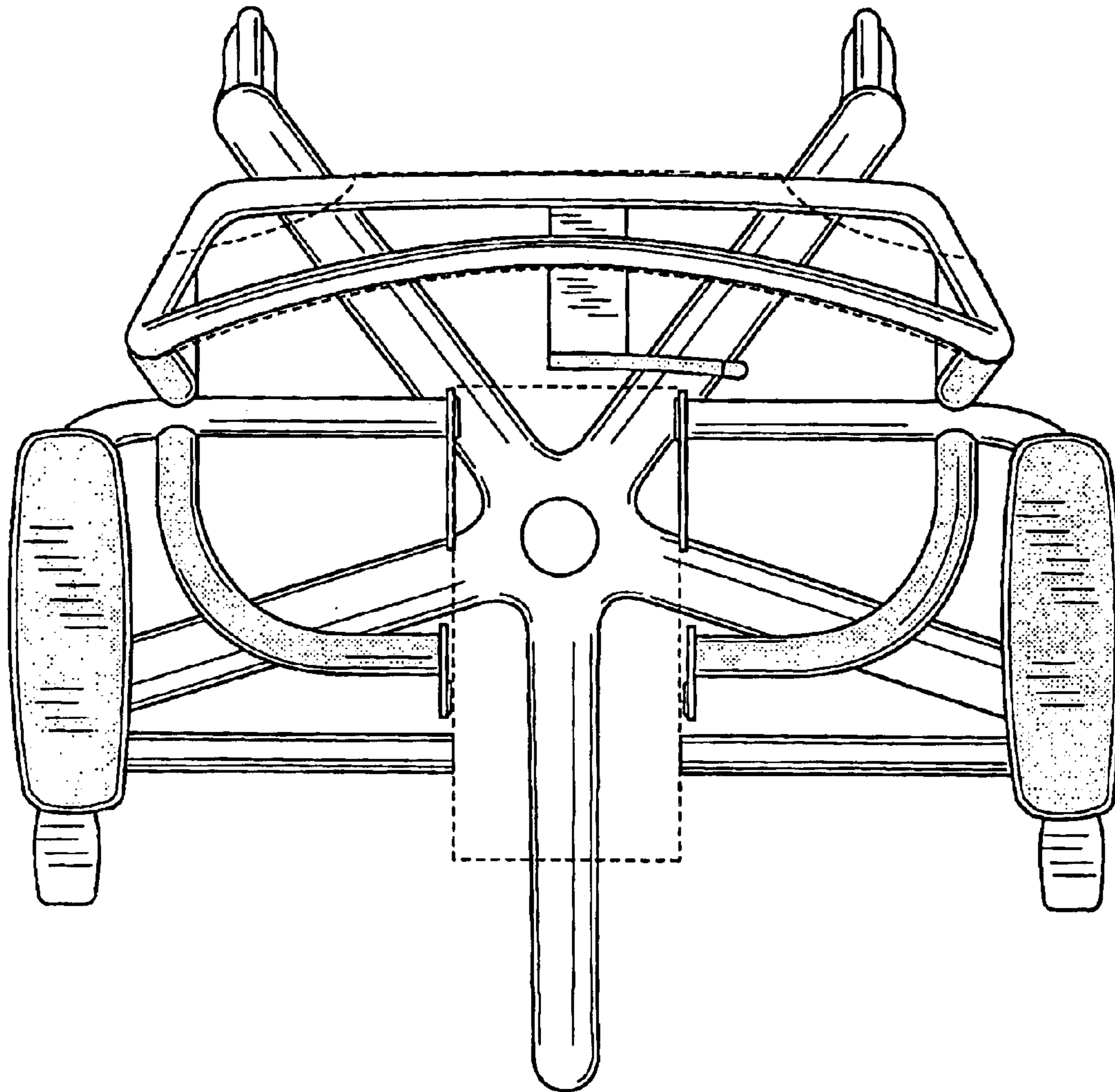


FIG. 8