

US00D507418S

(12) **United States Design Patent**
Mainetti

(10) **Patent No.:** **US D507,418 S**
(45) **Date of Patent:** **** Jul. 19, 2005**

(54) **GARMENT HANGER**

(75) **Inventor:** **Mario Mainetti, Valdagno (IT)**

(73) **Assignee:** **Mainetti (UK) Limited, Roxburghshire (GB)**

(**) **Term:** **14 Years**

(21) **Appl. No.:** **29/189,560**

(22) **Filed:** **Sep. 3, 2003**

(30) **Foreign Application Priority Data**

Mar. 5, 2003 (GB) 3011351

(51) **LOC (8) Cl.** **06-08**

(52) **U.S. Cl.** **D6/318**

(58) **Field of Search** D6/318, 315; 211/113;
223/85, 92, 95

(56) **References Cited**

U.S. PATENT DOCUMENTS

- D142,677 S * 10/1945 Sklaar D6/318
- D229,148 S * 11/1973 Rivman D6/318
- 4,450,639 A * 5/1984 Duester 40/322
- D283,854 S * 5/1986 Marshall D6/318
- 4,871,098 A * 10/1989 Bredeweg et al. 223/85

- 5,785,216 A * 7/1998 Gouldson et al. 223/85
- D405,273 S * 2/1999 Oberdorf D6/318
- 2003/0183665 A1 * 10/2003 Olk et al. 223/85
- 2003/0192924 A1 * 10/2003 White 223/85
- 2004/0020949 A1 * 2/2004 Yip 223/85

* cited by examiner

Primary Examiner—Stella Reid

Assistant Examiner—Daniel Bui

(74) *Attorney, Agent, or Firm*—Jack Schwartz & Associates

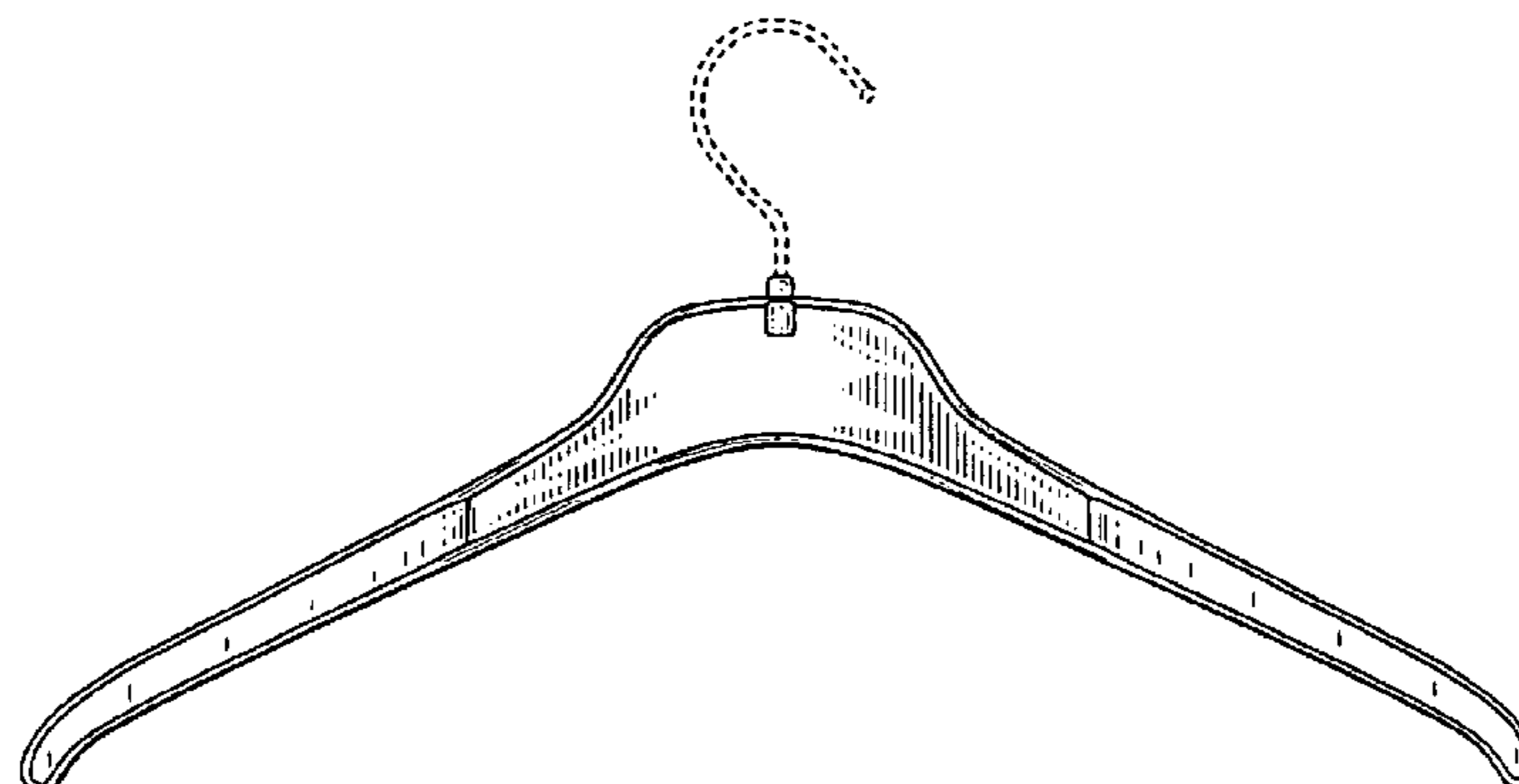
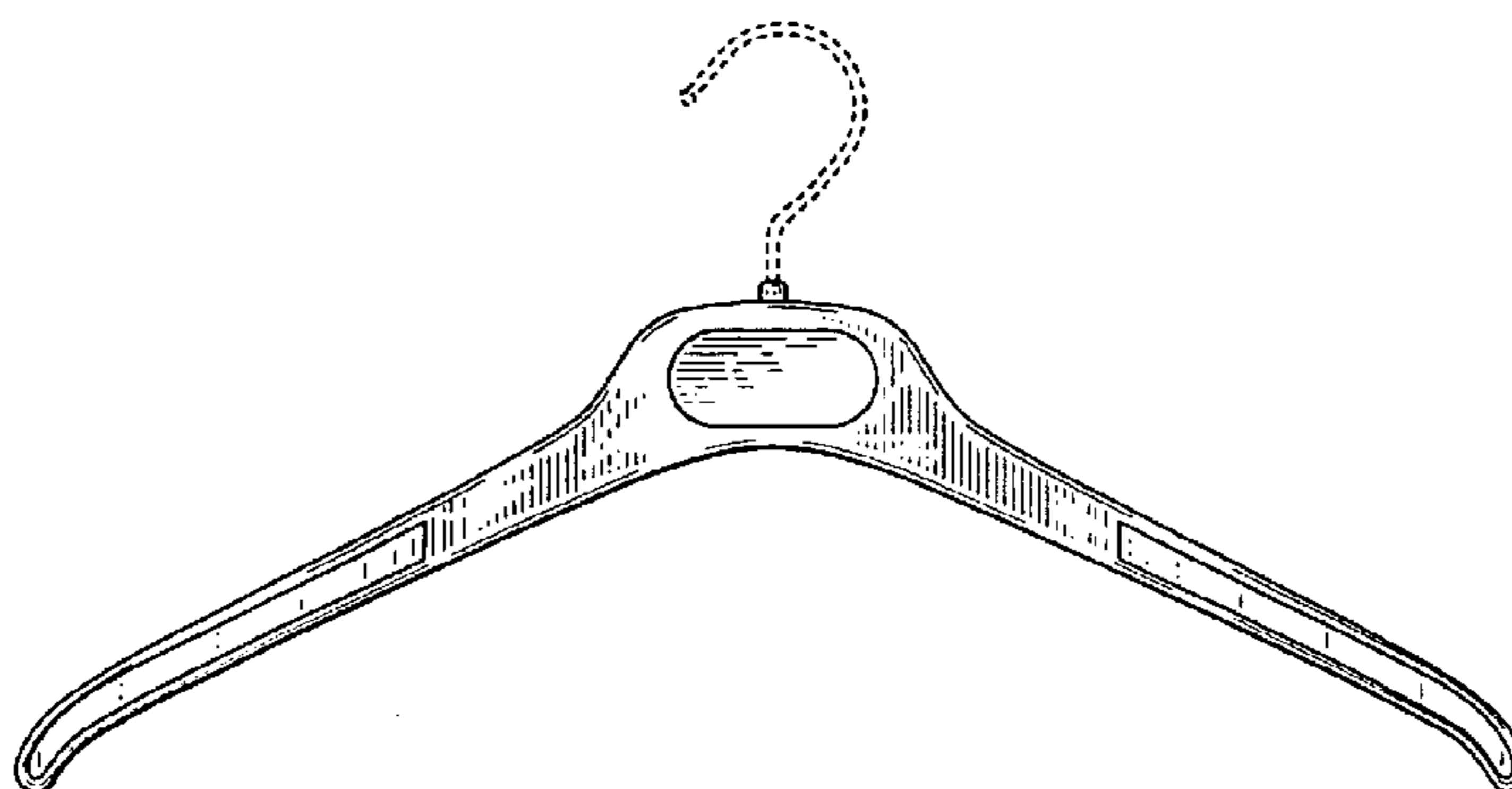
(57) **CLAIM**

The ornamental design for a garment hanger, as shown and described.

DESCRIPTION

FIG. 1 is a front elevation view of a garment hanger, showing my new design;
 FIG. 2 is a left side elevation view thereof;
 FIG. 3 is a top plan view thereof;
 FIG. 4 is a back elevation view thereof;
 FIG. 5 is a bottom plan view thereof; and,
 FIG. 6 is a right side elevation view thereof.
 The broken line showing of the environment is for illustrative purposes only and forms no part of the claimed design.

1 Claim, 6 Drawing Sheets



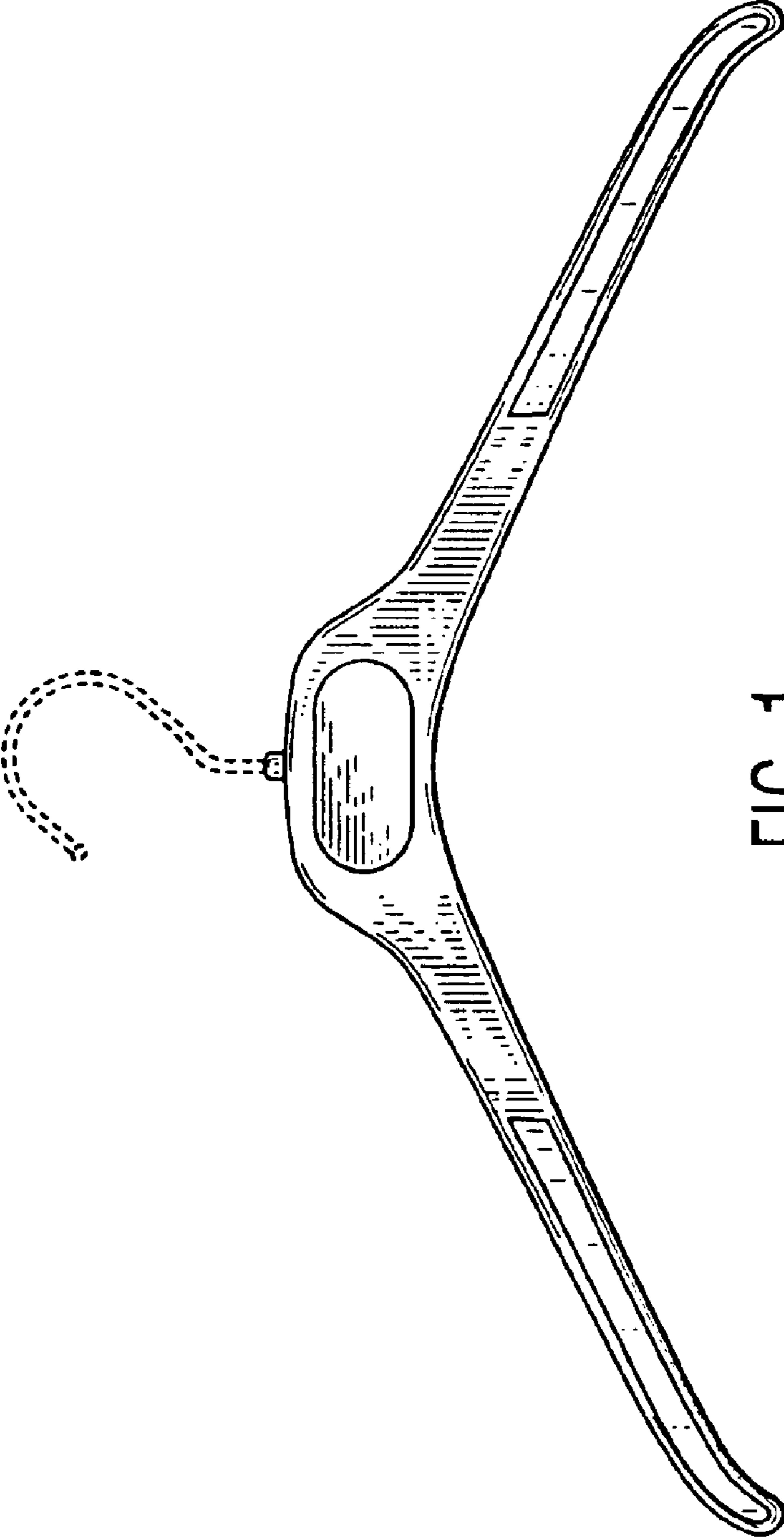


FIG. 1



FIG. 2



FIG. 3

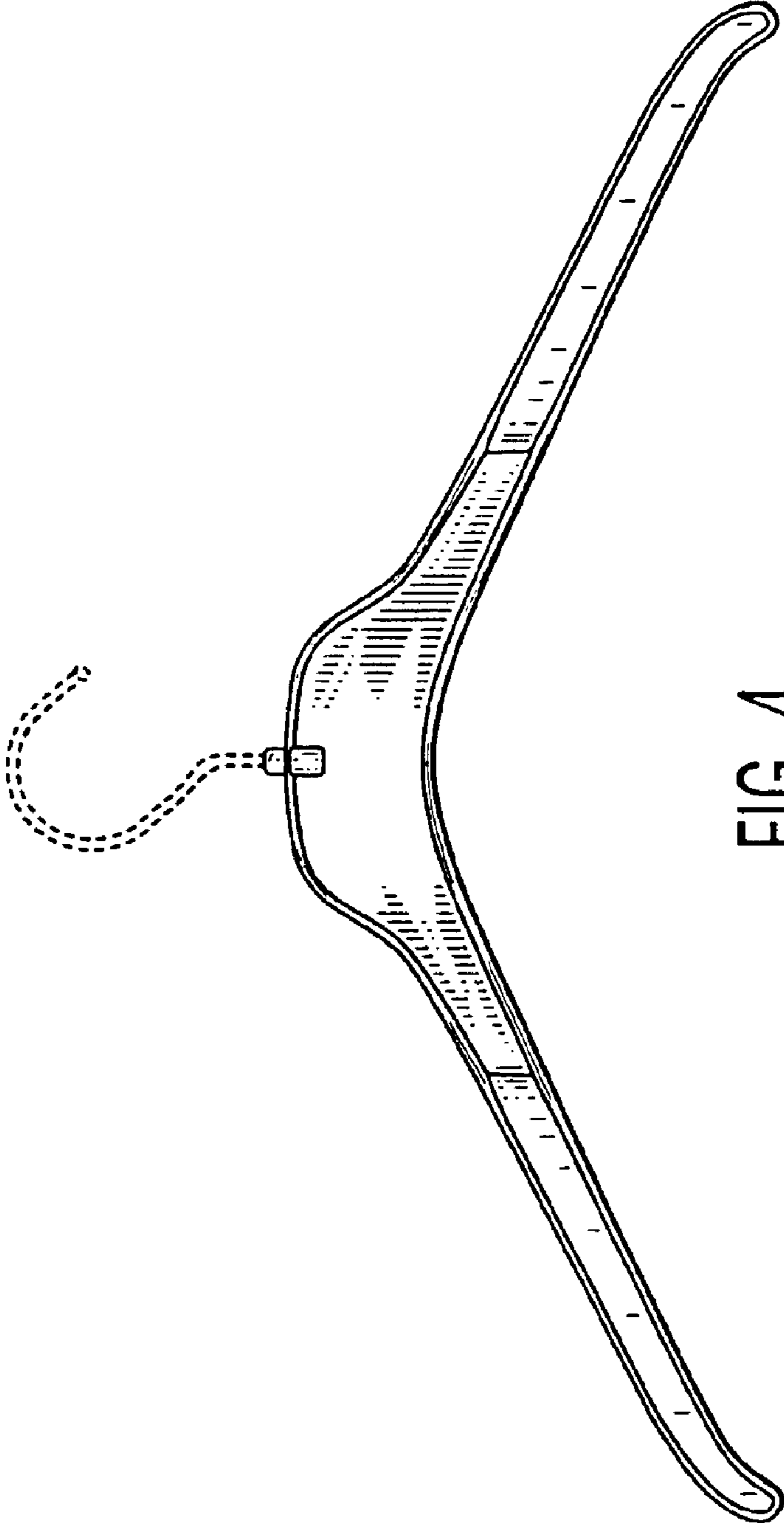


FIG. 4



FIG. 5

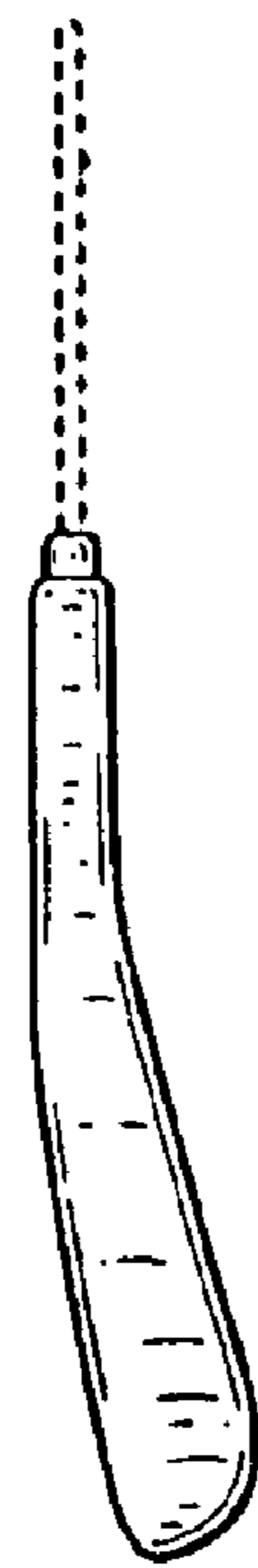


FIG. 6