

US00D507408S

(12) **United States Design Patent**
Figura et al.

(10) **Patent No.: US D507,408 S**
(45) **Date of Patent: ** Jul. 19, 2005**

(54) **HANDLE EXTENSION FOR CLEANING
HARD TO REACH PLACES**

5,823,206 A * 10/1998 Mapleback 15/144.2 X
6,263,821 B1 * 7/2001 Hodder 114/222

(76) Inventors: **Frederick A. Figura**, 81 Spring Branch Rd., Troy, MO (US) 63379; **Sharon L. Figura**, 81 Spring Branch Rd., Troy, MO (US) 63379

* cited by examiner

Primary Examiner—Alan P. Douglas
Assistant Examiner—Lavone D. Tabor
(74) *Attorney, Agent, or Firm*—Polster, Lieder, Woodruff & Lucchesi, L.C.

(**) Term: **14 Years**

(21) Appl. No.: **29/174,782**

(22) Filed: **Mar. 31, 2003**

(51) **LOC (8) Cl.** **04-01**

(52) **U.S. Cl.** **D4/138; D32/35**

(58) **Field of Search** D4/115, 132, 138,
D4/199; D8/107; D23/263, 266; 15/1.7,
144.1, 144.2, 144.3, 144.4, 145; 16/110.1,
422, 427, 429; 239/104, 280, 280.5, 281,
525, 530–532; 401/289; 114/222

(56) **References Cited**

U.S. PATENT DOCUMENTS

1,433,964 A * 10/1922 Mills 401/289 X
2,884,206 A * 4/1959 Dukes 239/530
4,311,404 A * 1/1982 Kodera 401/289 X
5,060,343 A * 10/1991 Nisenbaum 15/145 X
D331,650 S * 12/1992 Newman, Sr. D32/35
D387,208 S * 12/1997 Collett D4/132
5,791,006 A * 8/1998 Anctil 15/144.4

(57) **CLAIM**


The ornamental design for a handle extension for cleaning hard to reach places, as shown and described.

DESCRIPTION

FIG. 1 is a side elevation view of a handle extension for cleaning hard to reach places showing our new design; FIG. 2 is a reduced side elevation view of the handle extension shown in use on a vehicle; FIG. 3 is a reduced elevation view of the opposite side of the handle extension shown in use on a boat; FIG. 4 is a top plan view of the handle extension of FIG. 1; and, FIG. 5 is a bottom plan view of the handle extension of FIG. 1.

The broken lines showing a cleaning head, a handle, a user, a vehicle, and a boat in FIGS. 1–3 are for illustrative purposes only and form no part of the claimed design.

1 Claim, 2 Drawing Sheets






FIG. 1

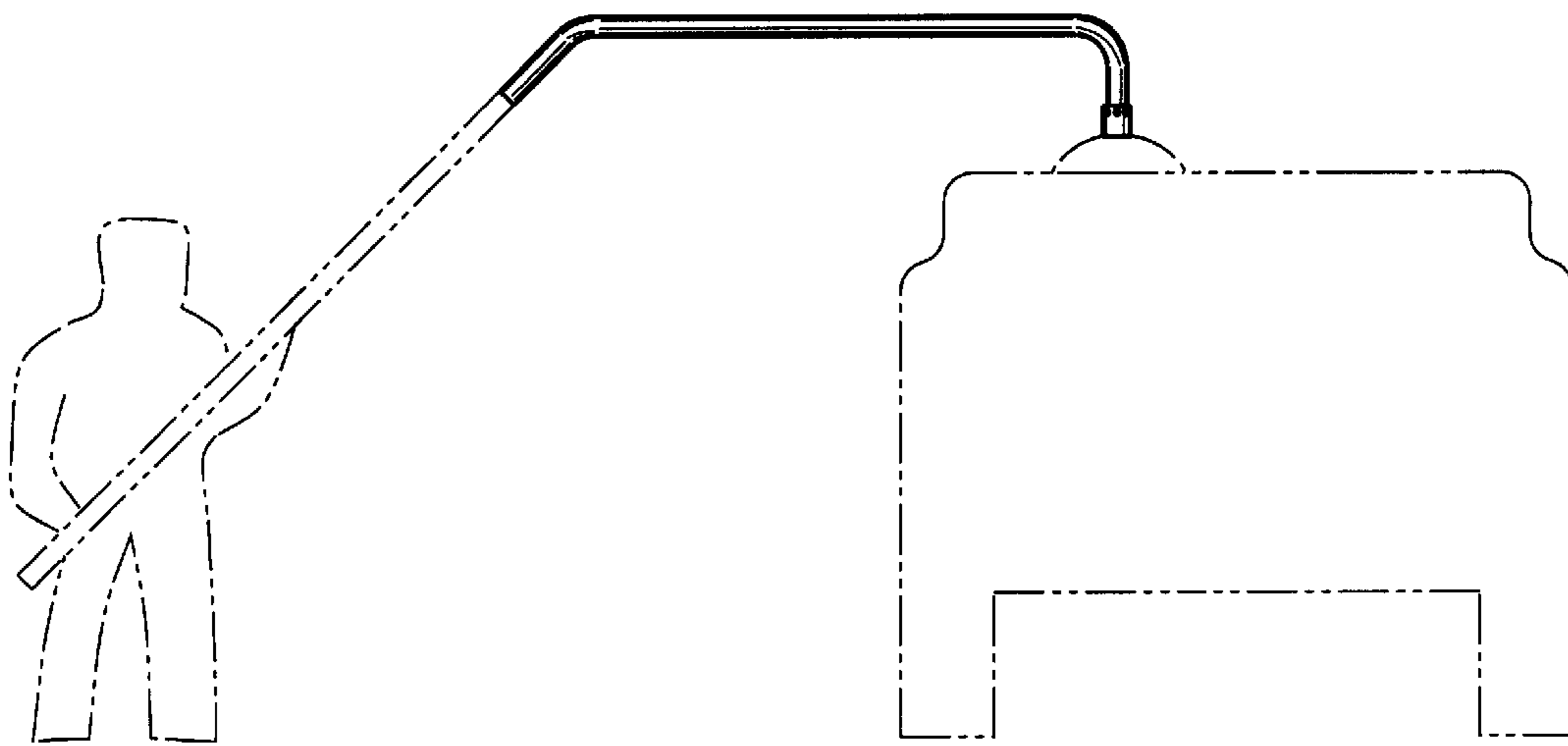


FIG. 2

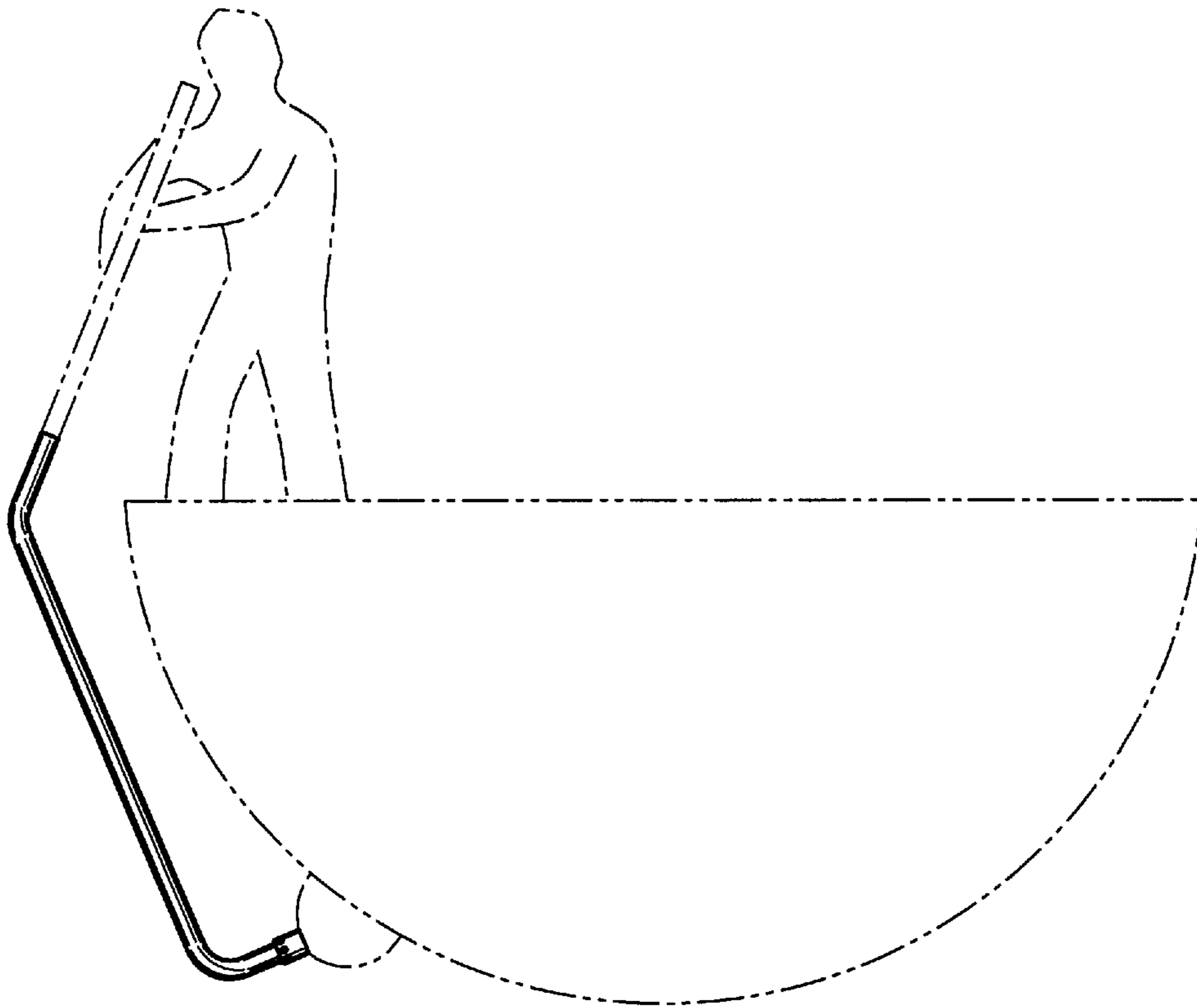


FIG. 3

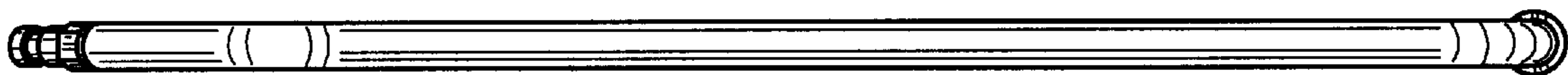


FIG. 4

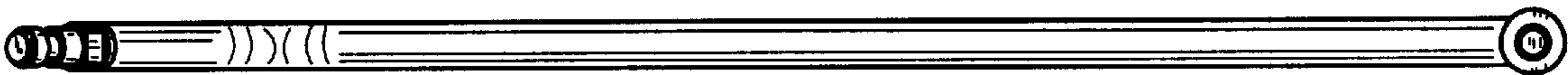


FIG. 5