

US00D507397S

(12) **United States Design Patent**
McClaskie

(10) **Patent No.:** **US D507,397 S**
(45) **Date of Patent:** **** Jul. 19, 2005**

- (54) **OUTSOLE FOR A SHOE**
- (75) **Inventor:** **Thomas E. McClaskie**, Bethlehem, PA (US)
- (73) **Assignee:** **Columbia Insurance Company**, Omaha, NE (US)
- (**) **Term:** **14 Years**
- (21) **Appl. No.:** **29/203,259**
- (22) **Filed:** **Apr. 12, 2004**
- (51) **LOC (8) Cl.** **02-04**
- (52) **U.S. Cl.** **D2/957**
- (58) **Field of Search** D2/908, 947, 951-954, D2/956, 957, 959, 960, 962, 977; 36/3 B, 22 R, 24.5, 25 R, 28, 32 R, 67 A, 67 R, 59 C, 59 R

- 5,313,718 A * 5/1994 McMahon et al. 36/59 C
- D388,597 S * 1/1998 Gavigan D2/960
- 6,170,173 B1 * 1/2001 Caston 36/29
- 6,282,815 B1 * 9/2001 Caston 36/29
- D449,156 S * 10/2001 McClaskie D2/960
- D482,187 S * 11/2003 McClaskie D2/960
- D500,914 S * 1/2005 Ammon D2/953

* cited by examiner

Primary Examiner—Celia A. Murphy
(74) *Attorney, Agent, or Firm*—St. Onge Steward Johnston & Reens LLC

(57) **CLAIM**

I claim the ornamental design for an outsole for a shoe, as shown and described.

DESCRIPTION

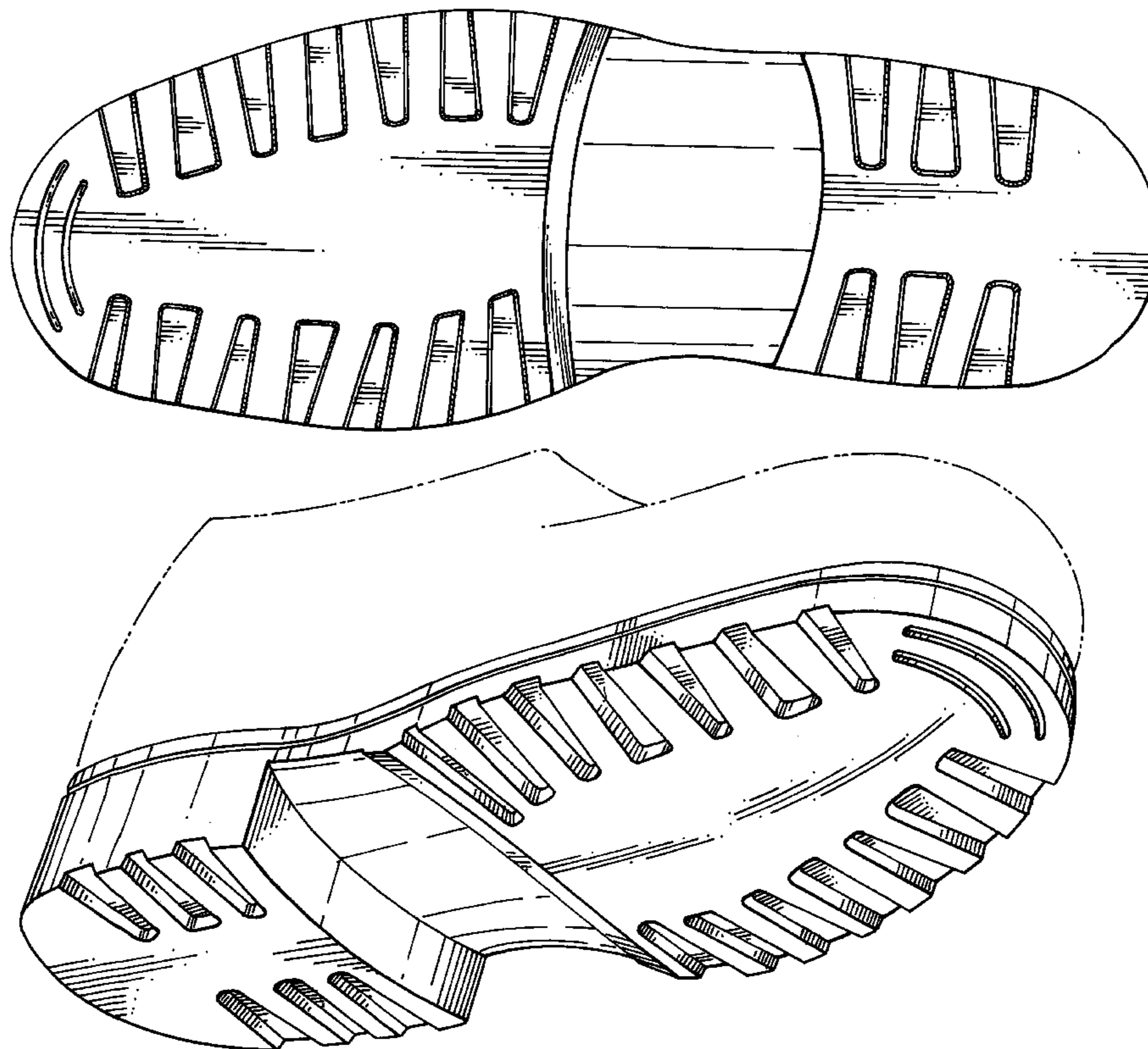
FIG. 1 is a bottom view of an outsole for a shoe showing my new design;
FIG. 2 is a left side view thereof;
FIG. 3 is a right side view thereof;
FIG. 4 is a front view thereof;
FIG. 5 is a rear view thereof; and,
FIG. 6 is a perspective view thereof.
The broken line showing a shoe upper throughout the views, illustrates the portion of the design that forms no part of the claim.

(56) **References Cited**

U.S. PATENT DOCUMENTS

- 485,459 A * 11/1892 Crocker 36/59 R
- 2,162,912 A * 6/1939 Craver 36/59 R
- D163,956 S * 7/1951 Capdevila D2/960
- 2,833,057 A * 5/1958 Hack 36/59 C
- D190,162 S * 4/1961 Hubbard D2/960
- D271,539 S * 11/1983 Bergmans D2/960
- D275,714 S * 10/1984 Jacobson D2/960
- D339,463 S * 9/1993 Dyer et al. D2/960

1 Claim, 5 Drawing Sheets



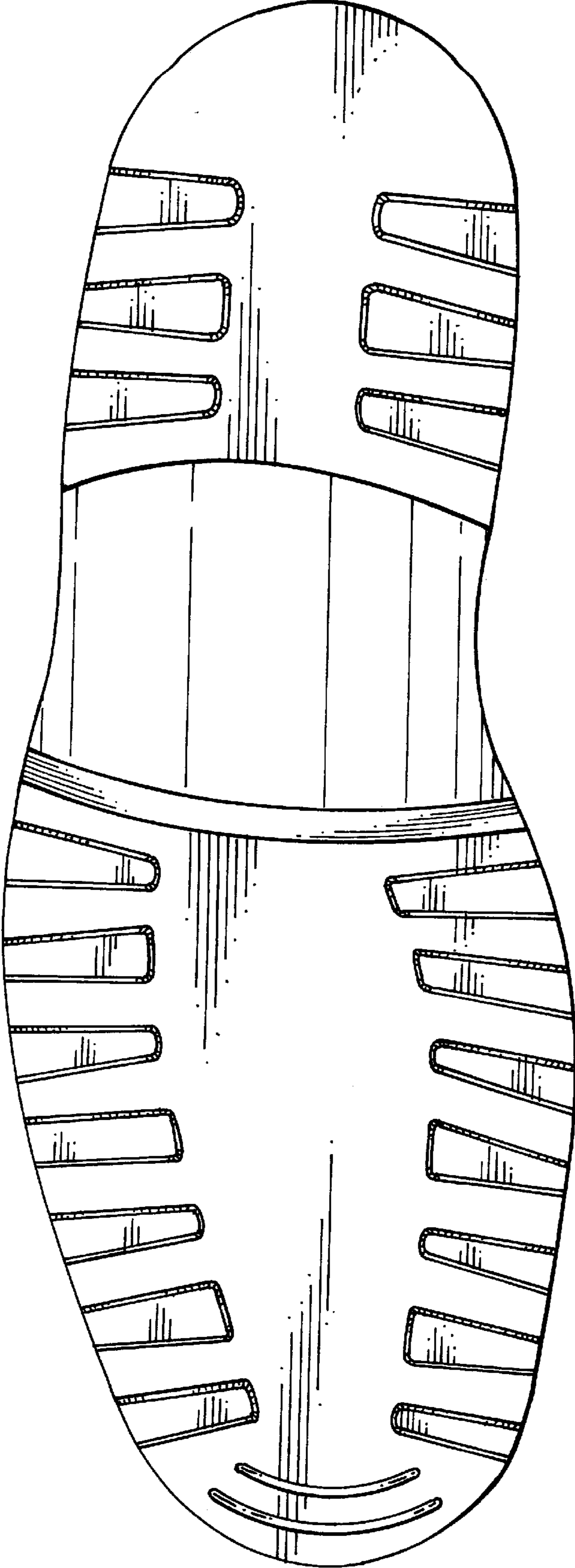


FIG. 1

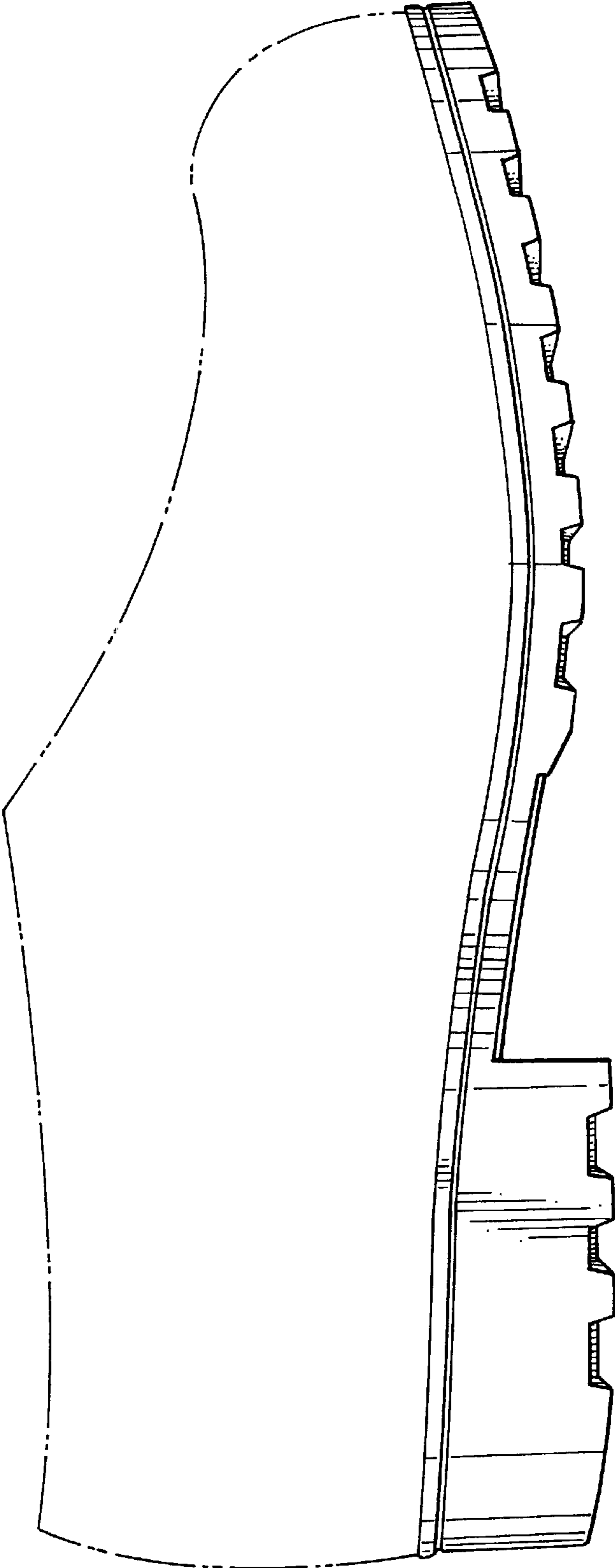


FIG. 2



FIG. 3

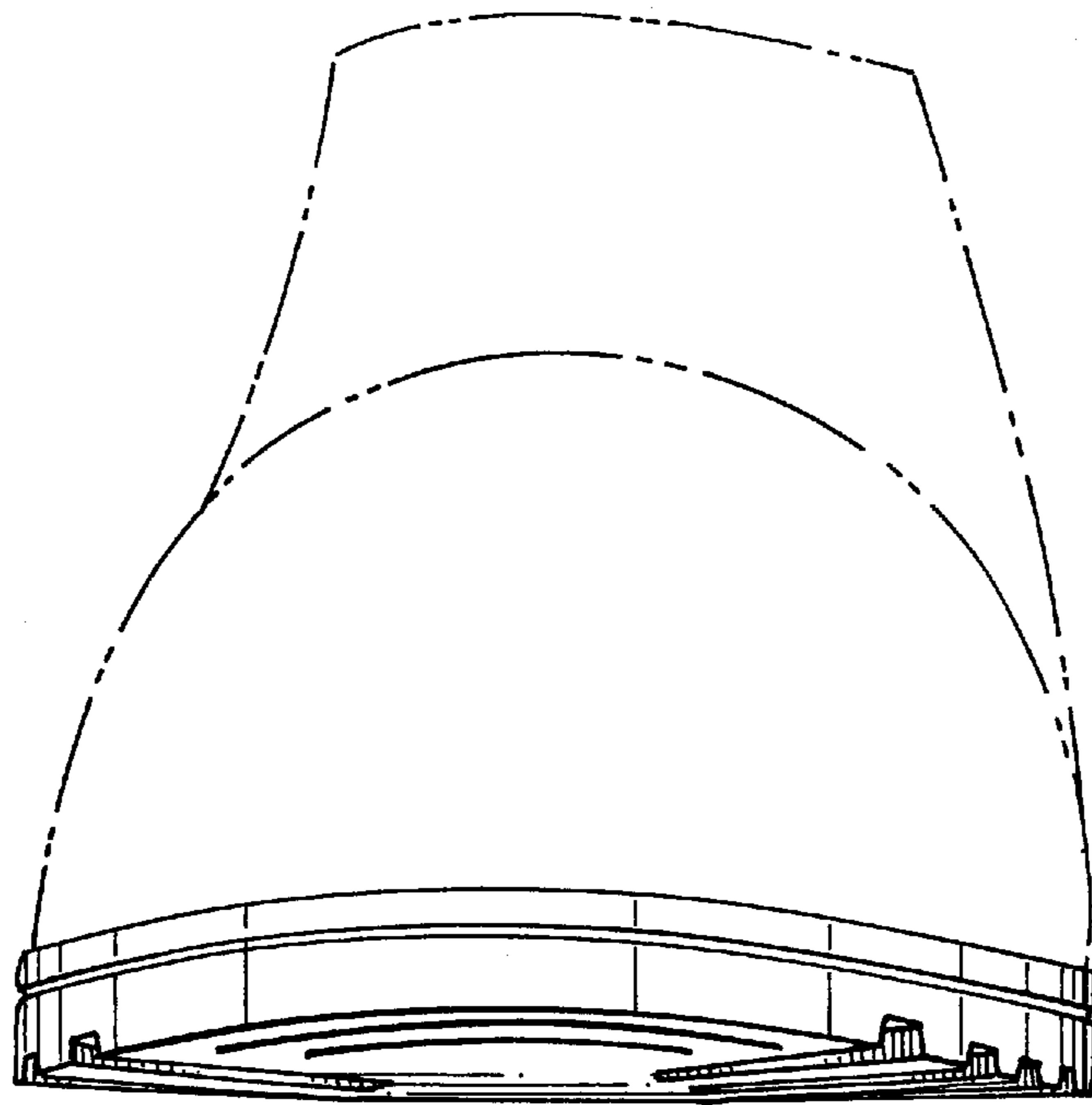


FIG. 4

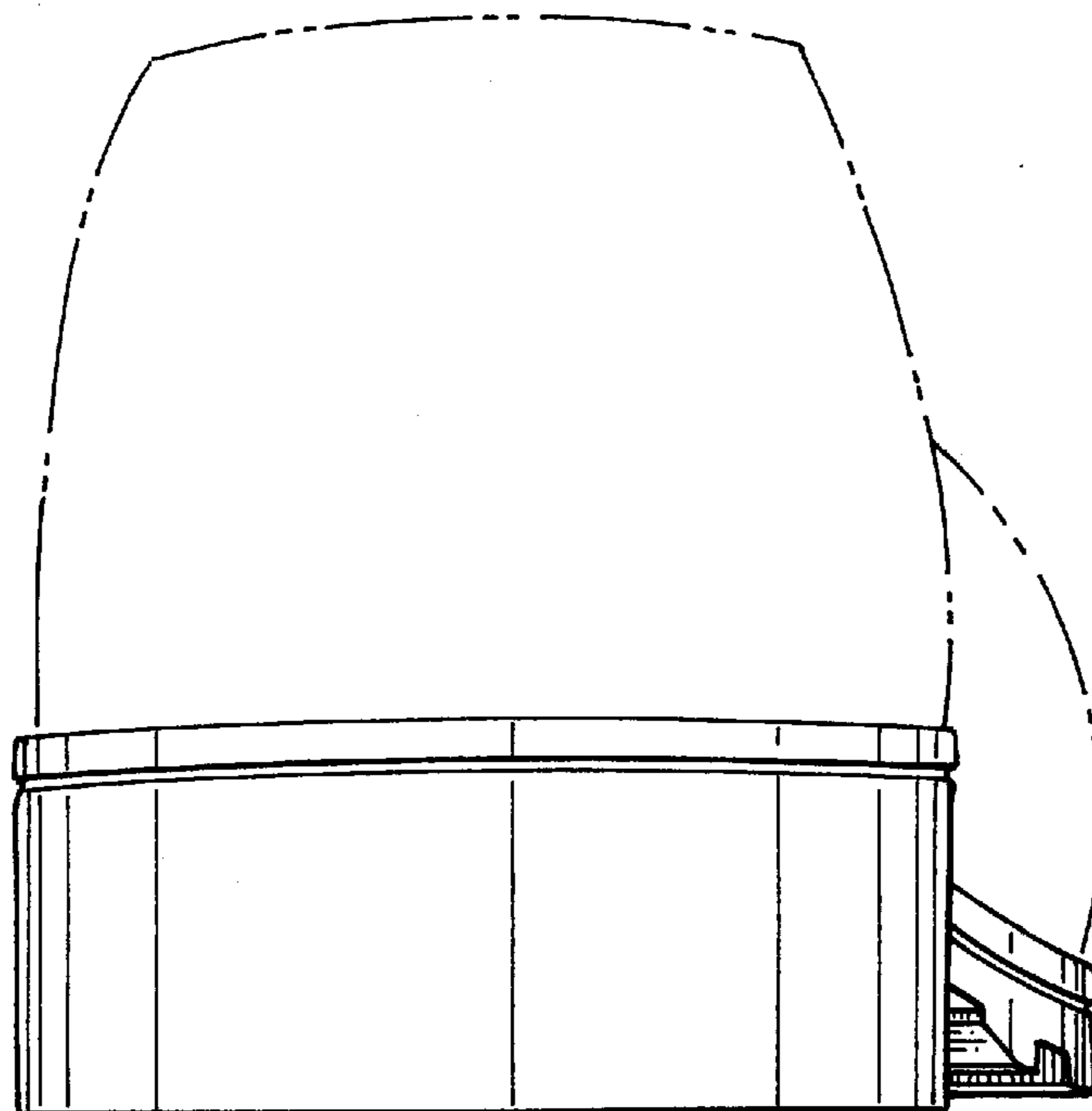


FIG. 5

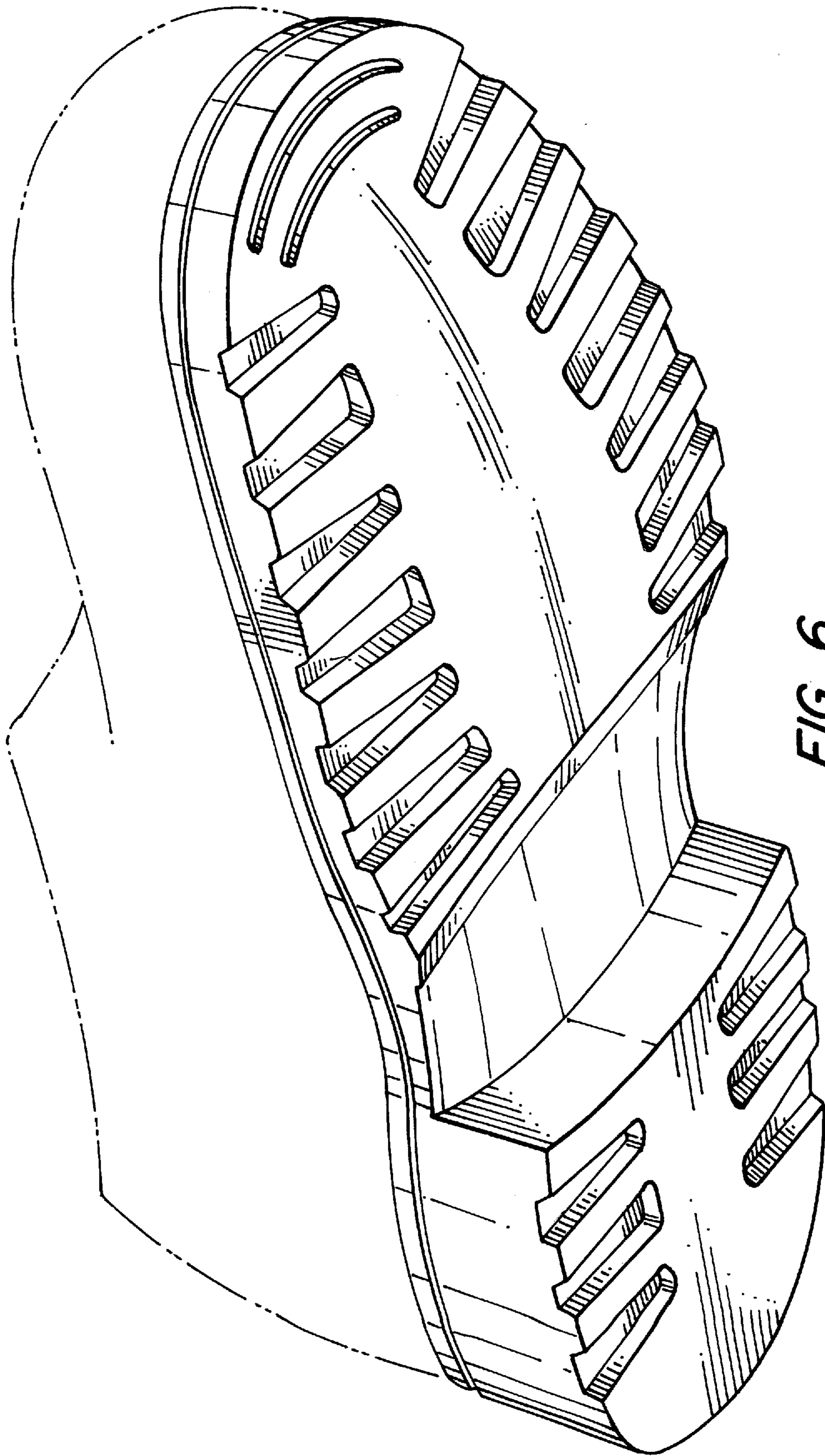


FIG. 6