

US00D507374S

(12) **United States Design Patent**  
**Chen**

(10) **Patent No.:** **US D507,374 S**

(45) **Date of Patent:** **\*\* Jul. 12, 2005**

(54) **LIGHT**

D377,229 S \* 1/1997 Shalvi ..... D26/104  
D433,530 S \* 11/2000 Barry ..... D26/112  
D468,478 S \* 1/2003 Landefeld et al. .... D26/106

(75) **Inventor:** **Ching-Chung Chen**, Taipei Hsien  
(TW)

\* cited by examiner

(73) **Assignee:** **Tseng Mei Enterprise Co., Ltd.**, Taipei  
Hsien (TW)

*Primary Examiner*—Marcus A. Jackson

*Assistant Examiner*—Linda Brooks

(\*\*) **Term:** **14 Years**

(74) *Attorney, Agent, or Firm*—Troxell Law Office, PLLC

(21) **Appl. No.:** **29/200,803**

(57) **CLAIM**

(22) **Filed:** **Mar. 5, 2004**

The ornamental design for a light, as shown and described.

(51) **LOC (8) Cl.** ..... **26-03**

**DESCRIPTION**

(52) **U.S. Cl.** ..... **D26/104**

(58) **Field of Search** ..... D26/37, 49, 93,  
D26/104, 106; 362/97, 194, 159, 410–415,  
195, 266, 555

FIG. 1 is a top view of a light showing of my new design;  
FIG. 2 is a front view thereof; (rear view is symmetrical as  
front view);

FIG. 3 is a right side elevational view thereof;

FIG. 4 is a left side elevational view thereof; and,

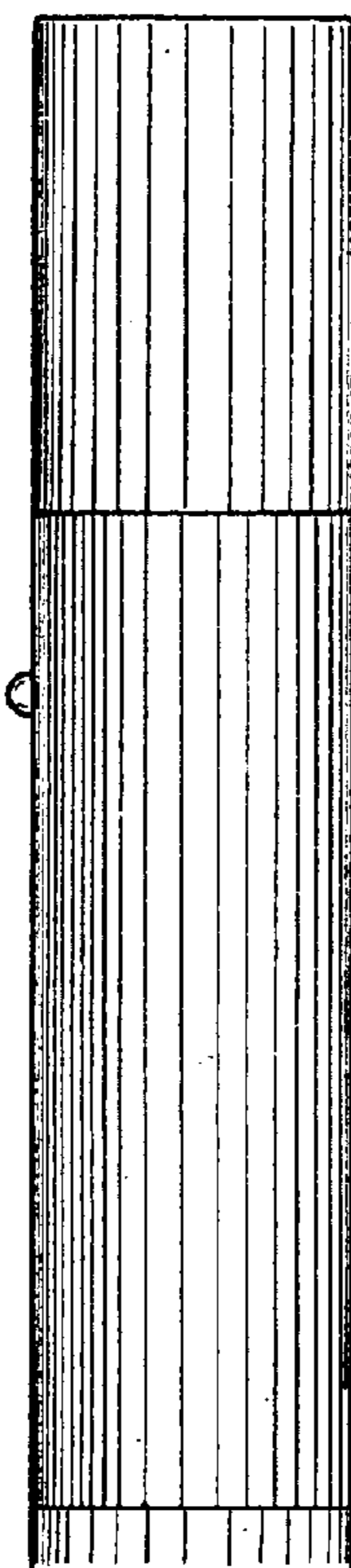
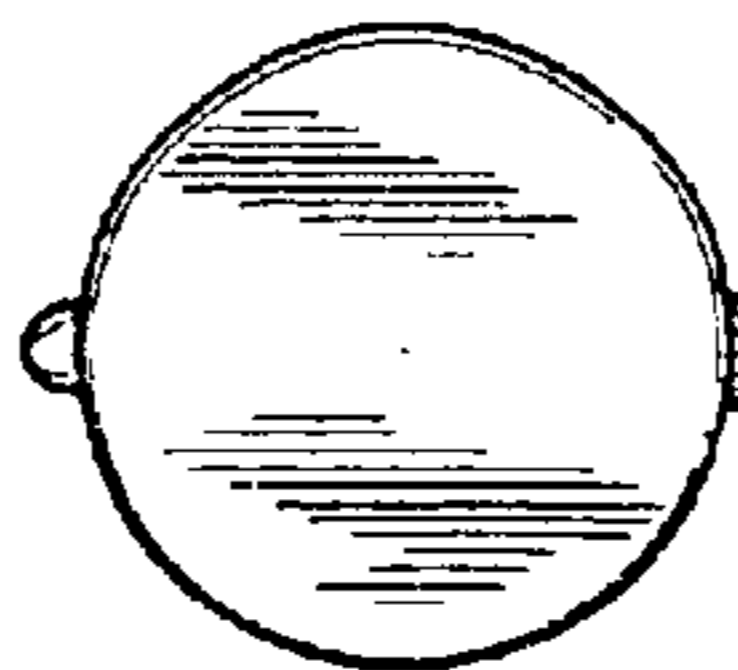
FIG. 5 is a bottom view thereof.

(56) **References Cited**

**U.S. PATENT DOCUMENTS**

D293,482 S \* 12/1987 Geissler ..... D26/49

**1 Claim, 1 Drawing Sheet**



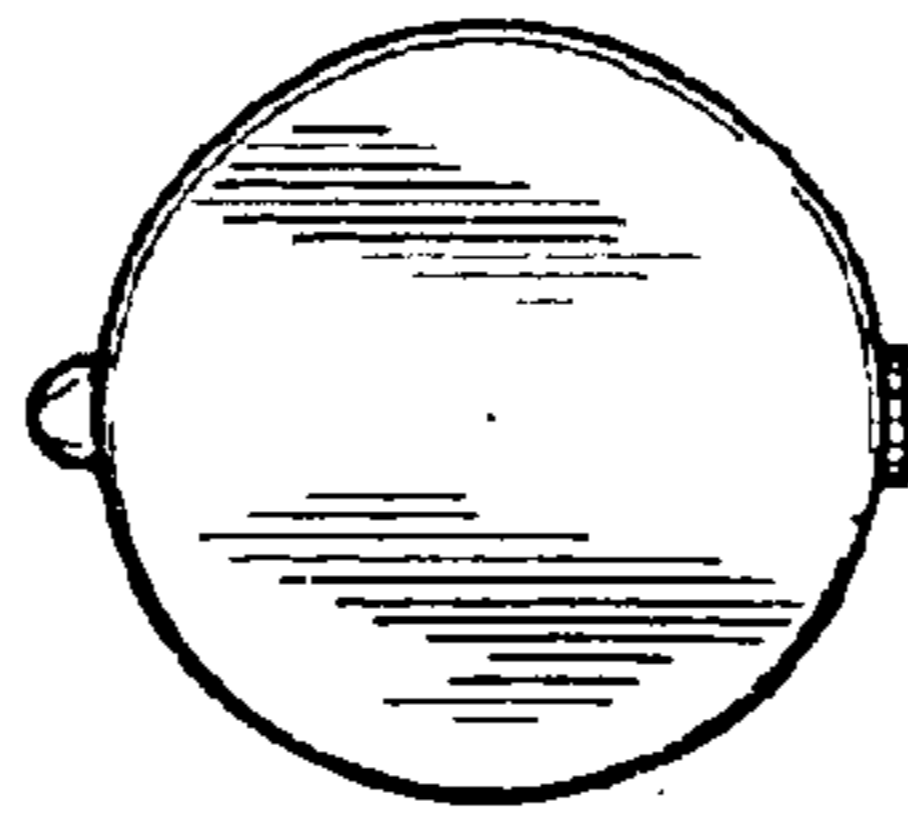


FIG. 1

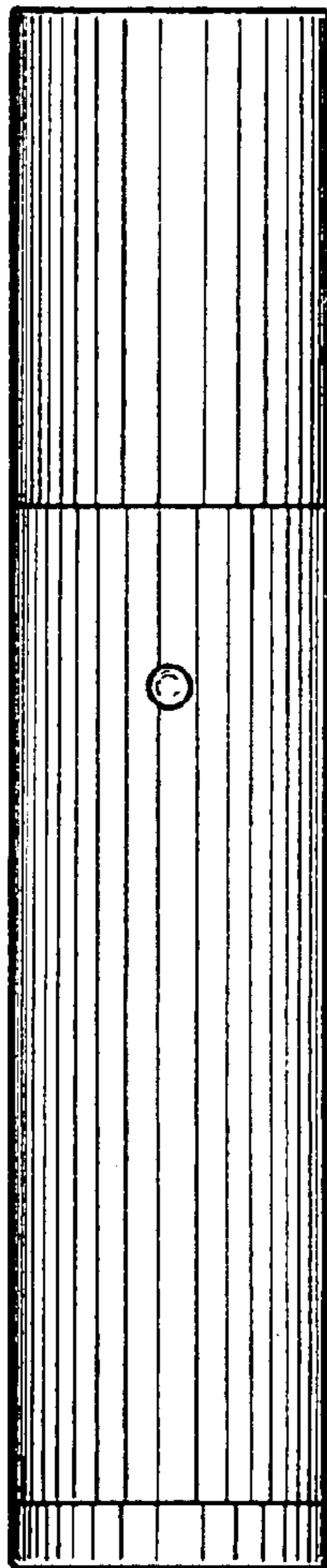


FIG. 4

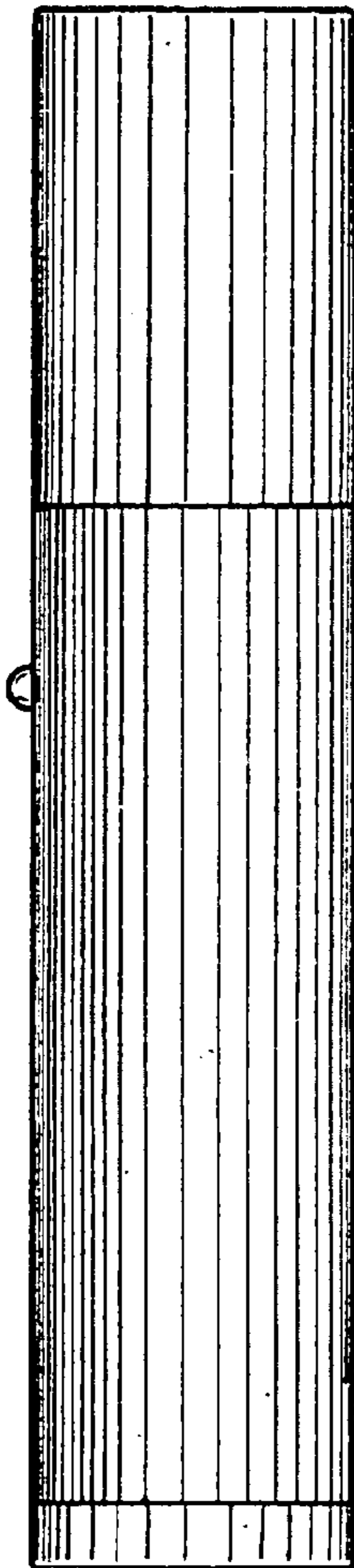


FIG. 2




FIG. 3

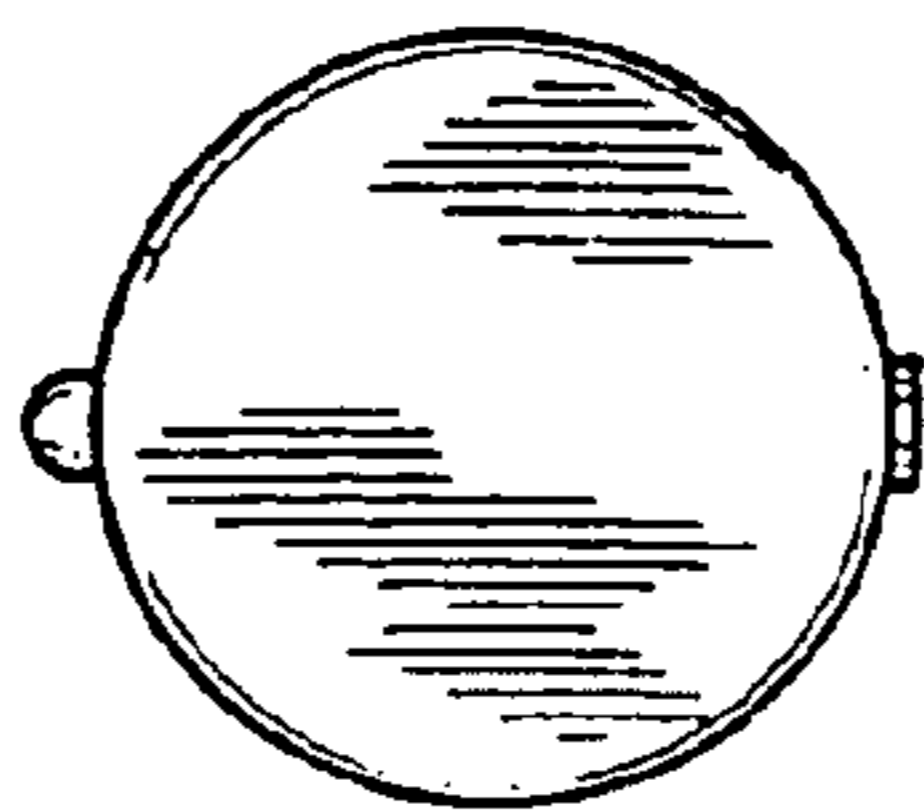


FIG. 5