

US00D507364S

(12) **United States Design Patent**
Lo

(10) **Patent No.:** **US D507,364 S**

(45) **Date of Patent:** **** Jul. 12, 2005**

(54) **PENLIGHT**

(75) **Inventor:** **Raymond Lo, Wan Chai (HK)**

(73) **Assignee:** **The Buzz Group, LLC, New York, NY (US)**

(**) **Term:** **14 Years**

(21) **Appl. No.:** **29/203,117**

(22) **Filed:** **Apr. 9, 2004**

(51) **LOC (8) Cl.** **26-02**

(52) **U.S. Cl.** **D26/37**

(58) **Field of Search** D26/37-50; 362/157,
362/158, 171-174, 183-208

(56) **References Cited**

U.S. PATENT DOCUMENTS

D419,704 S	*	1/2000	Ting	D26/37
D465,865 S	*	11/2002	Hamilton et al.	D26/37
D485,629 S	*	1/2004	Chan	D26/37
D486,930 S	*	2/2004	Stoddard et al.	D26/37

D495,076 S	*	8/2004	Mandel	D26/37
D497,214 S	*	10/2004	Lo	D26/37
D499,499 S	*	12/2004	Cetera	D26/37

* cited by examiner

Primary Examiner—Marcus A. Jackson

(74) *Attorney, Agent, or Firm*—Hogan & Hartson LLP

(57) **CLAIM**

The ornamental design for a penlight, as shown and described.

DESCRIPTION

FIG. 1 is a front view of the penlight;
FIG. 2 is a back view thereof;
FIG. 3 is a left side view thereof;
FIG. 4 is a right side view thereof;
FIG. 5 is a rear end elevational view of thereof;
FIG. 6 is a front end elevational view thereof; and,
FIG. 7 is a perspective view of the penlight showing the front and right side of the penlight.

1 Claim, 2 Drawing Sheets

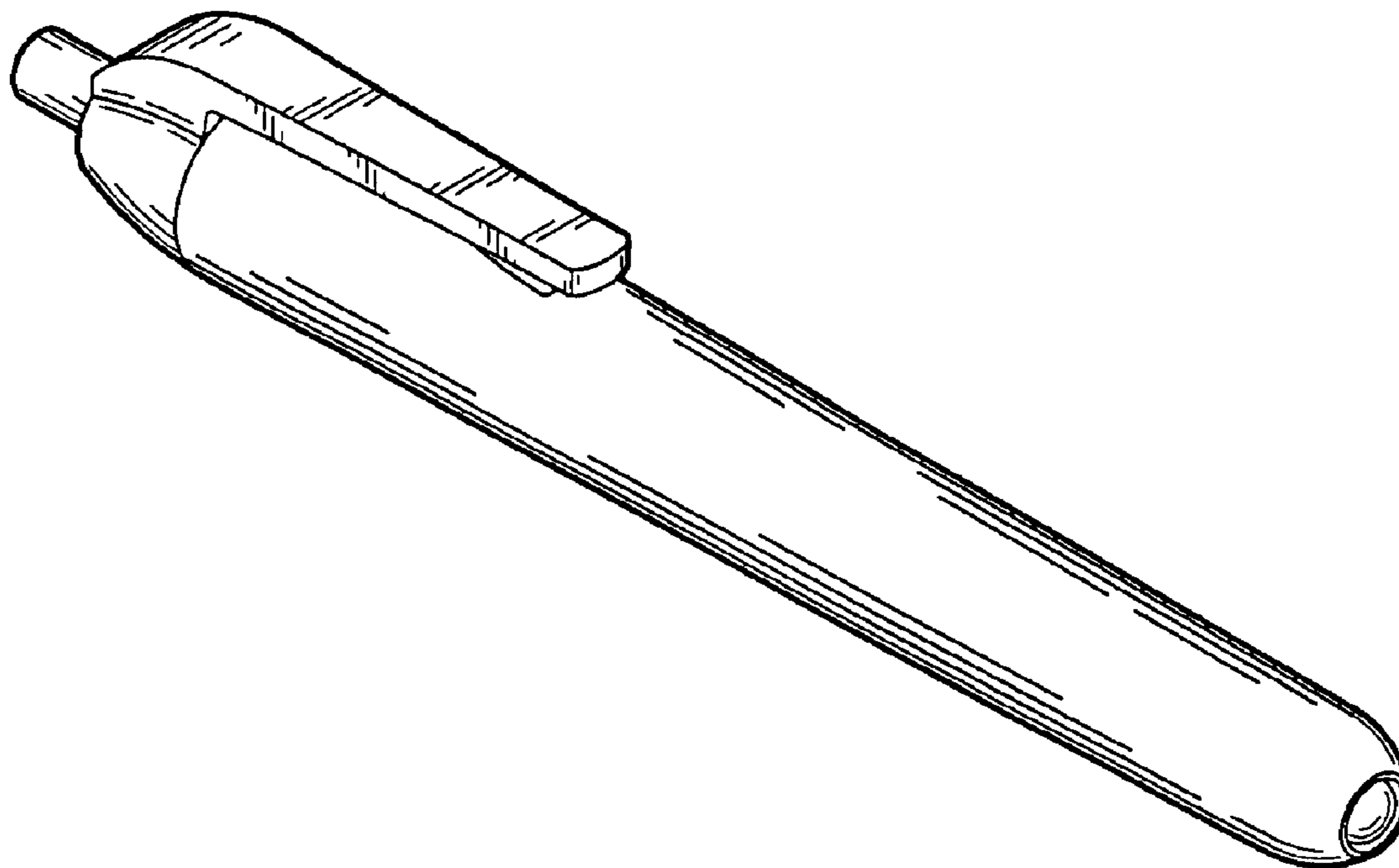


Fig. 1

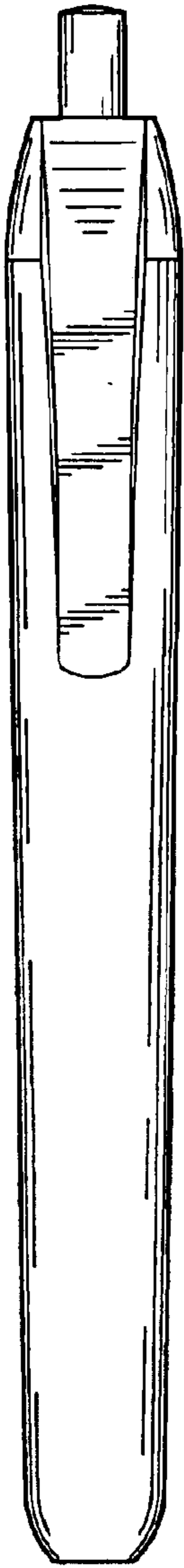


Fig. 2

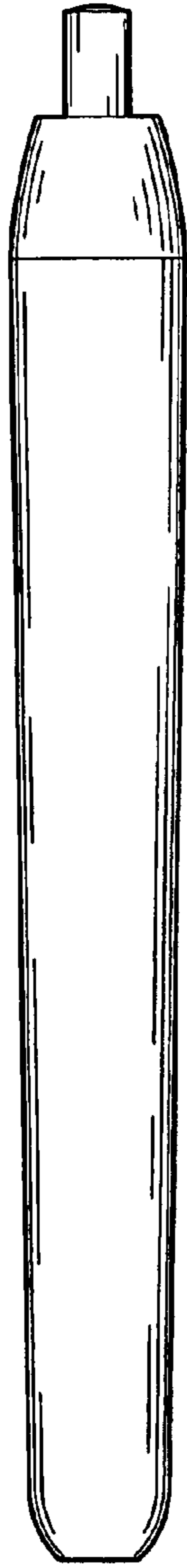


Fig. 3

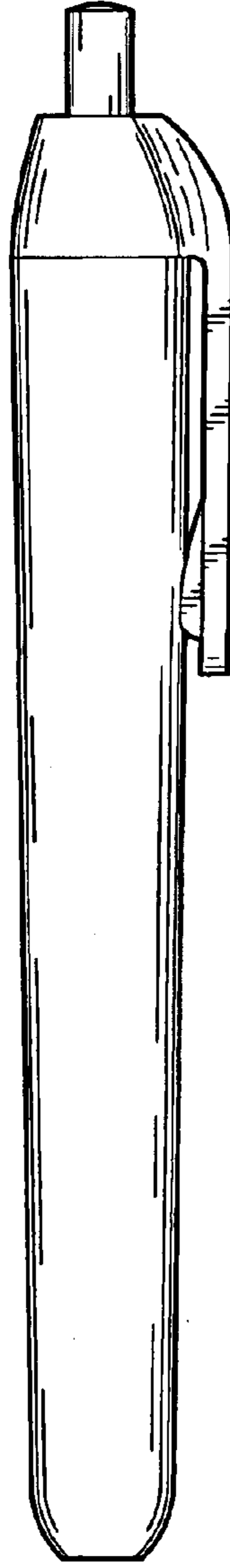


Fig. 4

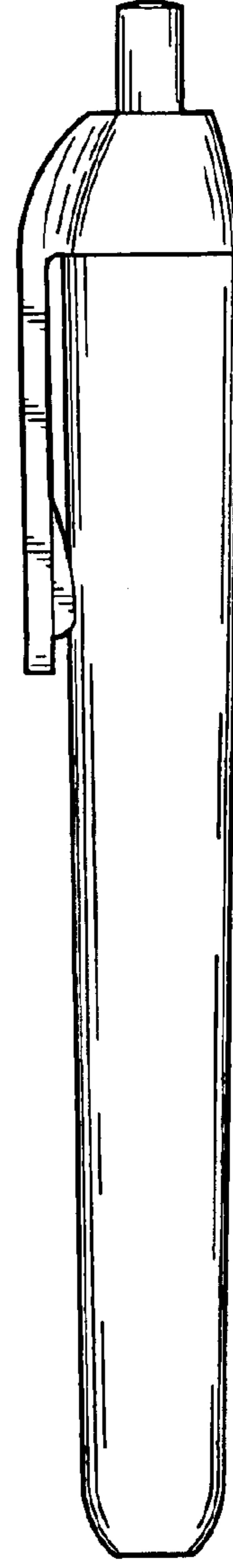


Fig. 5

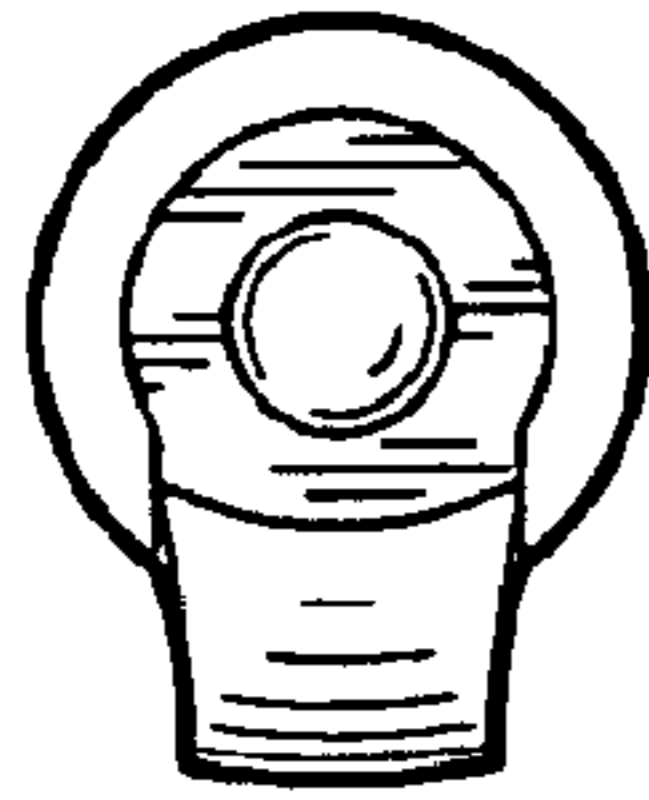


Fig. 6




Fig. 7

