

US00D507345S

(12) **United States Design Patent** (10) **Patent No.:** **US D507,345 S**
Rumens (45) **Date of Patent:** **** Jul. 12, 2005**

(54) **FIREPLACE FRAME**

- (75) Inventor: **Kurt W. F. Rumens**, Kirkland, WA (US)
- (73) Assignee: **Travis Industries, Inc.**, Mukilteo, WA (US)
- (**) Term: **14 Years**
- (21) Appl. No.: **29/212,381**
- (22) Filed: **Aug. 31, 2004**

Related U.S. Application Data

- (62) Division of application No. 29/202,497, filed on Mar. 31, 2004, now Pat. No. Des. 499,178, which is a division of application No. 29/179,641, filed on Apr. 11, 2003, now Pat. No. Des. 489,807.
- (51) **LOC (8) Cl.** **23-03**
- (52) **U.S. Cl.** **D23/404**
- (58) **Field of Search** D23/386, 398, D23/403-406, 499; 52/36.3; 126/500, 520, 544; 16/DIG. 11; D25/60

(56) **References Cited**

U.S. PATENT DOCUMENTS

579,740 A	3/1897	Cohen	
D27,157 S	6/1897	Camensch	
D32,539 S	4/1900	Campbell	
D80,975 S	5/1930	Sloss	
D178,132 S	6/1956	Love	
3,778,945 A	12/1973	Medow	
3,954,913 A	5/1976	Uebele et al.	
4,112,913 A	9/1978	Shimek et al.	
D269,036 S	* 5/1983	Bortz	D23/386
4,465,055 A	8/1984	Bortz	
4,475,531 A	10/1984	Gerhart	
4,572,156 A	2/1986	Lentz	
D311,574 S	* 10/1990	Syme et al.	D23/404
5,009,220 A	4/1991	Cornelison	
D385,023 S	10/1997	Newman et al.	
5,738,084 A	4/1998	Hussong	

(Continued)

FOREIGN PATENT DOCUMENTS

DE	201 05 006 U	6/2001
EP	0 611 921	8/1994
EP	1 199 524 A	4/2002
EP	1 233 237 A	8/2002
EP	1 275 903	1/2003
EP	1 403 585	3/2004
GB	P 00034 A	9/1914
GB	318 723	9/1929
GB	450 149 A	7/1936
GB	669 309	4/1952
GB	2 180 927 A	4/1987
GB	2 298 073 A	8/1996
GB	2 372 807 A	9/2002

OTHER PUBLICATIONS

Waterford Gas and Wood Catalog, pp. 1-5, 8, and 9.
Berkshire™ Cast Iron & Stone Gas Stoves Catalog, Copyright 2001, pp. 6 and 7.

(Continued)

Primary Examiner—Robert A Delehanty
(74) *Attorney, Agent, or Firm*—Perkins Coie LLP

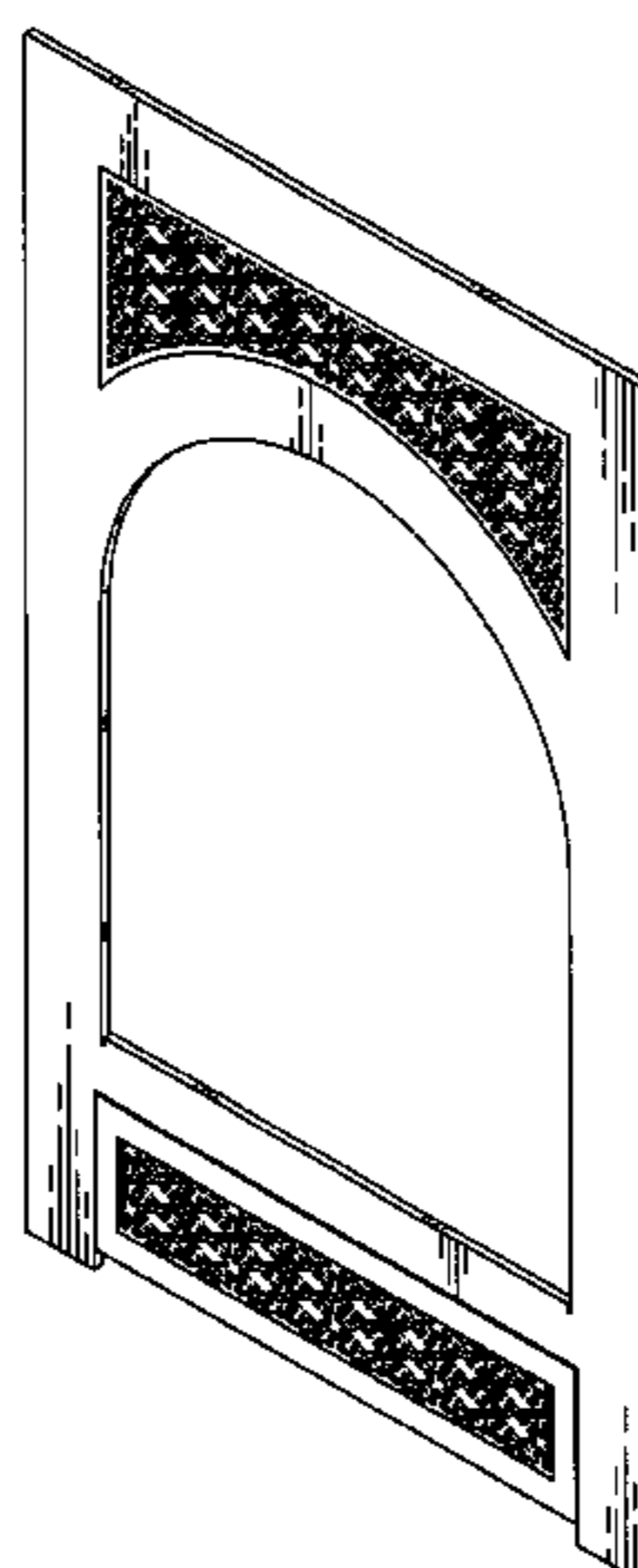
(57) **CLAIM**

The ornamental design for the fireplace frame, as shown and described.

DESCRIPTION

FIG. 1 is an isometric view of the fireplace frame showing our new design;
FIG. 2 is a front elevation view thereof;
FIG. 3 is a rear elevation view thereof;
FIG. 4 is a right-side elevation view thereof, the left-side elevation view is substantially the same as the right-side elevation view;
FIG. 5 is a top plan view thereof; and,
FIG. 6 is a bottom plan view thereof.
The broken lines, including those showing grills, are for illustrative purposes only and forms no part of the claimed design.

1 Claim, 3 Drawing Sheets



U.S. PATENT DOCUMENTS

5,775,408 A 7/1998 Shimek et al.
 5,794,610 A 8/1998 Facchina
 5,826,357 A 10/1998 Hechler
 5,887,388 A 3/1999 Hempel et al.
 5,983,890 A 11/1999 Thomas et al.
 6,029,655 A 2/2000 Hussong et al.
 D431,646 S 10/2000 Mattarelli
 6,142,143 A 11/2000 Martin
 6,152,551 A 11/2000 Annas
 6,269,809 B1 8/2001 Fleming
 6,439,226 B1 8/2002 Johnson et al.
 D465,023 S 10/2002 Caldwell
 6,601,579 B2 8/2003 Fier et al.
 D489,807 S 5/2004 Rumens
 D499,178 S 11/2004 Rumens
 2002/0170215 A1 11/2002 Mix et al.

OTHER PUBLICATIONS

Regency Fireplace Products Home Page, Jan. 18, 2002 (1 page) <http://www.regency-fire.com/>.
 Regency Fireplace Products Brochure, "What's New for 2002" (1 page).
 Fireplace Xtordinair™, Direct Vent Gas Fireplaces, Product Brochure, Copyright 1997 (6 pages).
 Better Homes and Gardens Special Interest Publications, Building Ideas for Your New Home, Winter 1995, pp. 86-91.

Better Homes and Gardens Special Interest Publications, Home Products Guide, Fall/Winter 1999, pp. 70-77.

Hearth & Home, A Publication of Village West Publishing, Feb. 2002, pp. 13, 25, 33-35 and 45.

HearthWarming, A Guide to Hearth Products, A Publication of Village West Publishing, Copyright 1997, pp. 13 and un-numbered.

HearthWarming, A Guide to Hearth Products, A Publication of Village West Publishing, Copyright 1998, pp. 26 and un-numbered.

Log Home Living, Sep. 2000, p. 63.

Northwest Home Comfort, 200/2001, p. 25.

HearthWarming, A Guide to Hearth Products, Hearth & Home Fireside, Copyright 2001, p. 21.

U.S. Appl. No. 10/411,780, Rumens, filed Apr. 11, 2003.

U.S. Appl. No. 10/811,068, Rumens, filed Mar. 26, 2004.

U.S. Appl. No. 29/179,640, Rumens, filed Apr. 11, 2003.

U.S. Appl. No. 29/212,335, Rumens, filed Aug. 31, 2004.

U.S. Appl. No. 29/212,379, Rumens, filed Aug. 31, 2004.

U.S. Appl. No. 29/212,380, Rumens, filed Aug. 31, 2004.

U.S. Appl. No. 29/212,383, Rumens, filed Aug. 31, 2004.

U.S. Appl. No. 29/212,401, Rumens, filed Aug. 31, 2004.

* cited by examiner




Fig. 1




Fig. 2




Fig. 3



Fig. 4




Fig. 5

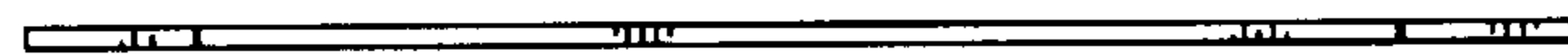


Fig. 6

UNITED STATES PATENT AND TRADEMARK OFFICE
CERTIFICATE OF CORRECTION

PATENT NO. : Des. 507,345 S
DATED : July 12, 2005
INVENTOR(S) : Rumens

Page 1 of 1

It is certified that error appears in the above-identified patent and that said Letters Patent is hereby corrected as shown below:

Title page.

Item [56], **References Cited**, U.S. PATENT DOCUMENTS, insert:

-- 283,395 Holt 08/21/1983; --.

Signed and Sealed this

Twenty-fifth Day of April, 2006

A handwritten signature in black ink on a light gray dotted background. The signature reads "Jon W. Dudas" in a cursive style.

JON W. DUDAS

Director of the United States Patent and Trademark Office