

US00D507327S

(12) **United States Design Patent** (10) **Patent No.:** **US D507,327 S**
Wooton et al. (45) **Date of Patent:** **** Jul. 12, 2005**

(54) **SPRAYER**

(75) Inventors: **John Allen Wooton**, New Richmond, OH (US); **William Michael Cannon**, West Harrison, IN (US); **Richard Lawrence Horstman**, Cincinnati, OH (US); **Melissa Ann Kreuzer**, Fairfield, OH (US); **Alan Scott Goldstein**, Blue Ash, OH (US); **Eric Richard Bartsch**, Holland, OH (US); **Jonathan Joseph Powell**, Cincinnati, OH (US); **Shawn Charlton Snyder**, Lawrenceburg, IN (US); **Demetrius Michael Romanos**, Cincinnati, OH (US); **John Vincent Hunt**, Cincinnati, OH (US)

(73) Assignee: **The Procter & Gamble Company**, Cincinnati, OH (US)

(**) Term: **14 Years**

(21) Appl. No.: **29/193,107**

(22) Filed: **Nov. 3, 2003**

Related U.S. Application Data

- (62) Division of application No. 29/168,106, filed on Sep. 26, 2002, now abandoned.
- (51) **LOC (8) Cl.** **23-01**
- (52) **U.S. Cl.** **D23/213**
- (58) **Field of Search** D23/213, 223, D23/225; 239/315, 310

(56) **References Cited**

U.S. PATENT DOCUMENTS

1,872,058 A	8/1932	Bramsen et al.	
D110,841 S	8/1938	Tobler	
3,339,841 A	9/1967	Beach, Jr.	
D235,872 S	* 7/1975	Harussi D23/226
D252,097 S	6/1979	Probst et al.	
4,785,850 A	11/1988	Sanchez	
4,969,603 A	11/1990	Norman	

D364,673 S	* 11/1995	Gustafsson D23/223
5,595,345 A	1/1997	Chura et al.	
5,630,548 A	5/1997	Chih	
5,662,273 A	9/1997	Chih	
5,759,980 A	6/1998	Russo et al.	
5,850,973 A	12/1998	Liljeqvist et al.	
D422,055 S	3/2000	Stansy et al.	
6,378,789 B1	* 4/2002	Seaman et al. 239/443
2002/0046969 A1	4/2002	Bartsch et al.	
2002/0102359 A1	8/2002	Rohrbaugh et al.	
2002/0108640 A1	8/2002	Barger et al.	
2002/0144712 A1	10/2002	Barger et al.	
2002/0160224 A1	10/2002	Barger et al.	
2002/0185420 A1	12/2002	Horstman et al.	

FOREIGN PATENT DOCUMENTS

EP	0 808 662 A2	11/1997
JP	08266956	10/1996
WO	WO 97/48927 A1	12/1997
WO	WO 98/10223 A1	1/1998
WO	WO 01/96036 A1	12/2001

* cited by examiner

Primary Examiner—Robin V. Taylor
(74) Attorney, Agent, or Firm—Jeffrey V. Bamber

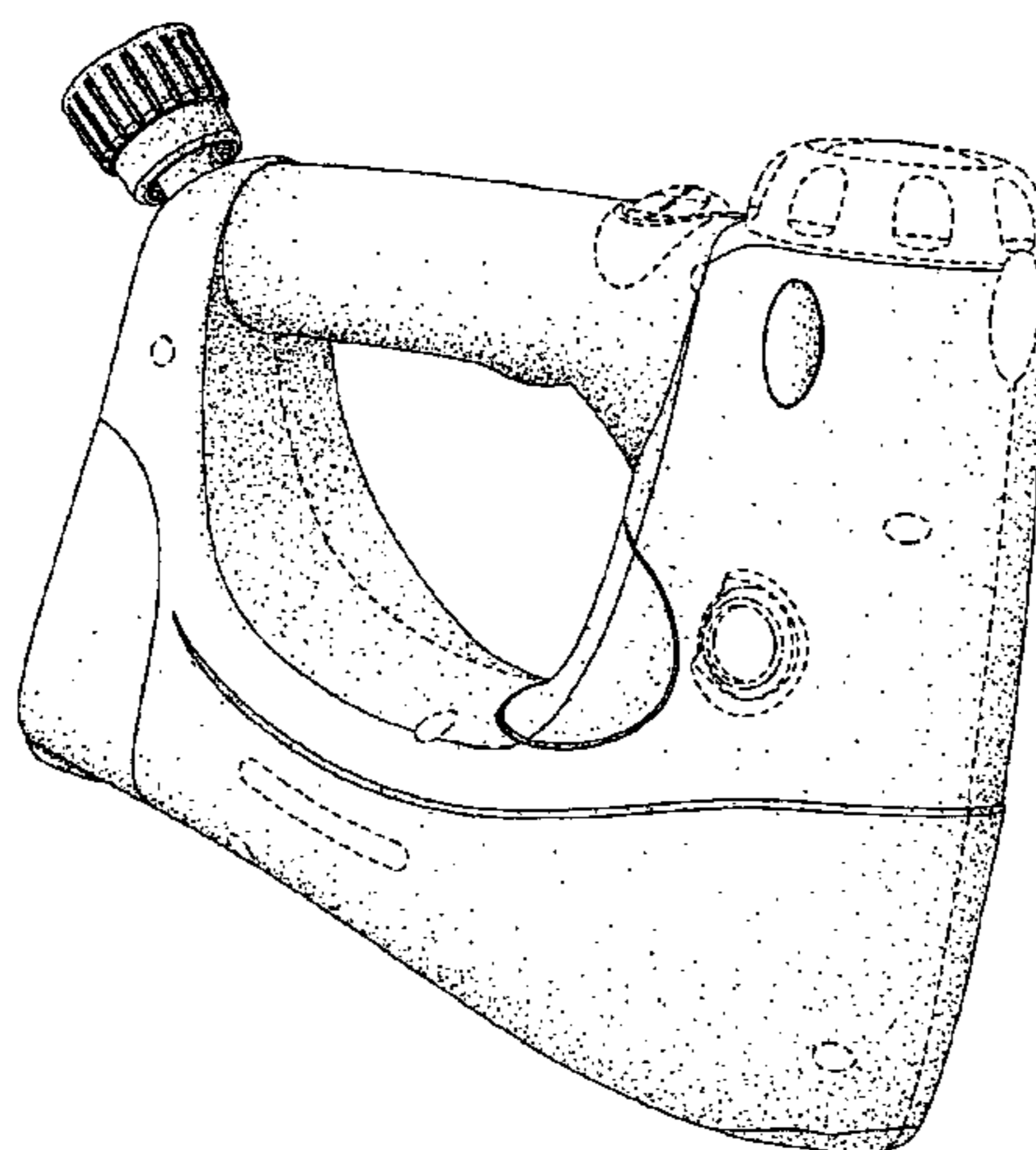
(57) **CLAIM**

The ornamental design for a sprayer, as shown and described.

DESCRIPTION

FIG. 1 is a rear view of a sprayer, embodying our new design;
 FIG. 2 is a side elevational view thereof (as viewed from the bottom of the drawing figure in FIG. 1).
 FIG. 3 is a side elevational view of the opposite side of the sprayer;
 FIG. 4 is a front view of the sprayer;
 FIG. 5 is a perspective view thereof;
 FIG. 6 is a top view thereof; and,
 FIG. 7 is a bottom view thereof.

1 Claim, 3 Drawing Sheets



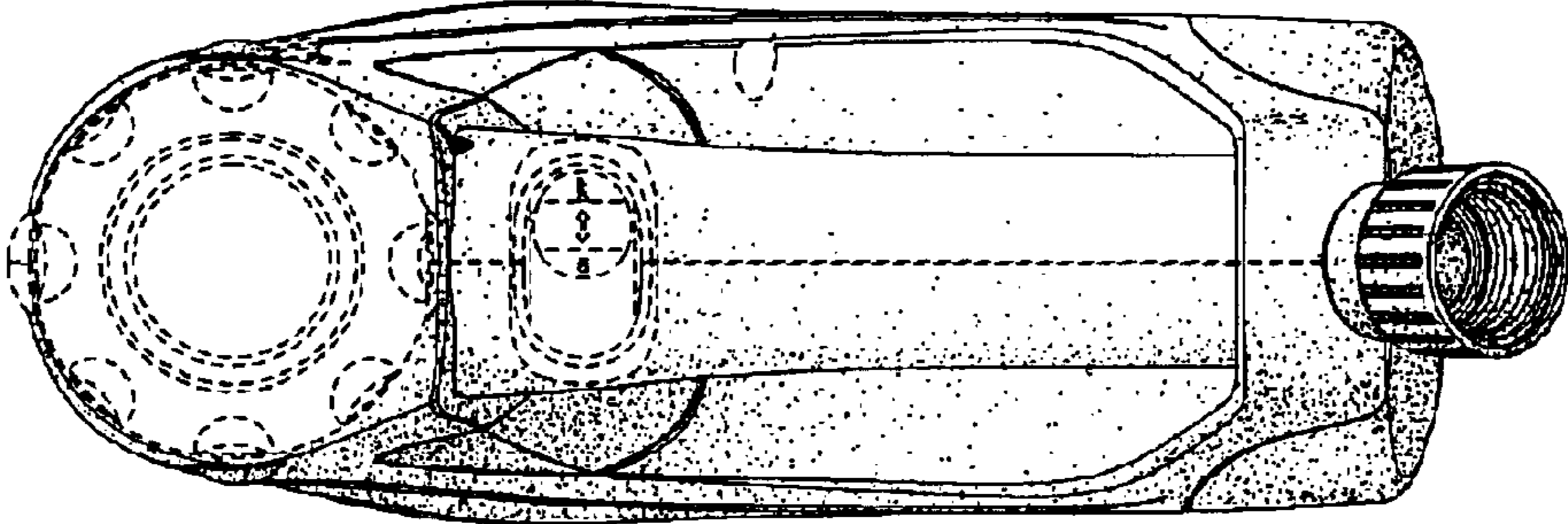


Fig. 1

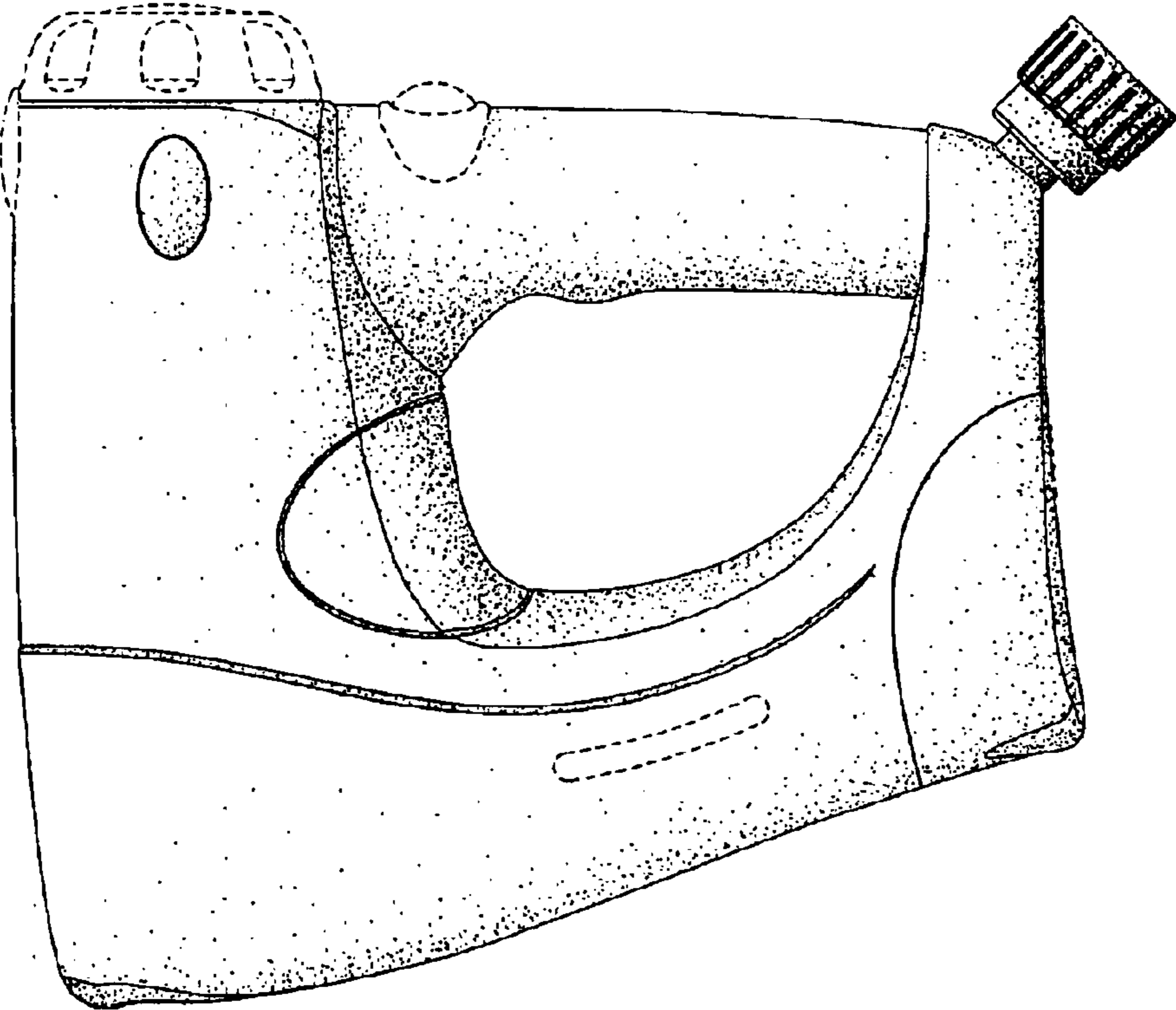


Fig. 2

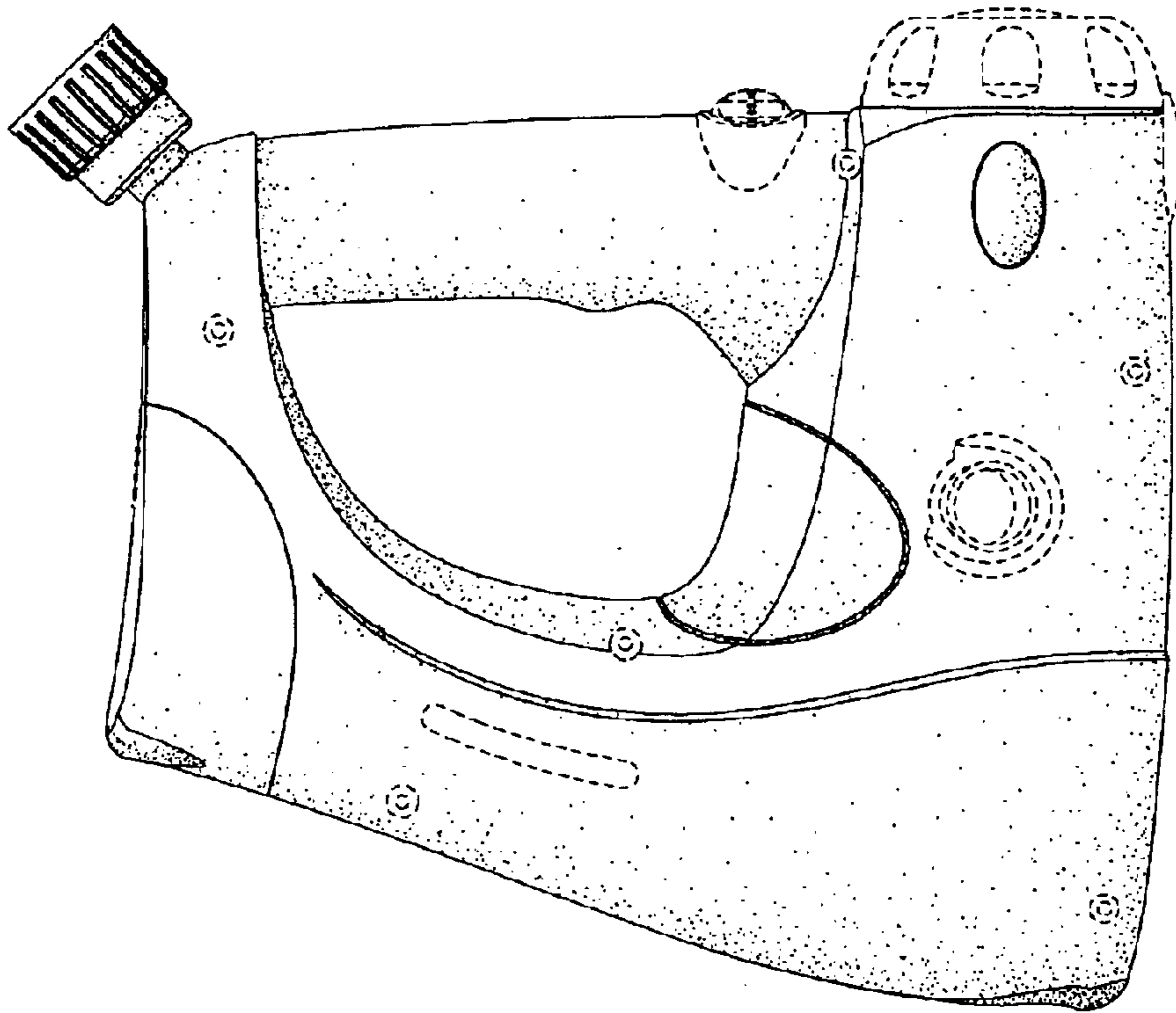


Fig. 3

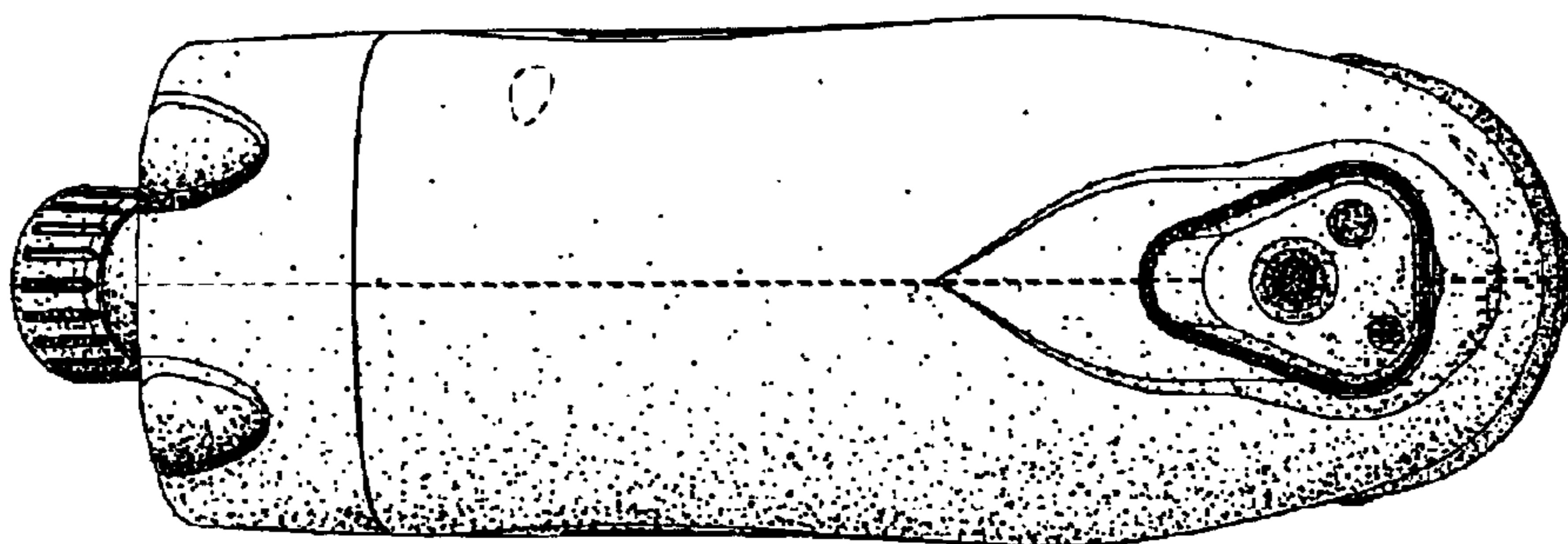


Fig. 4

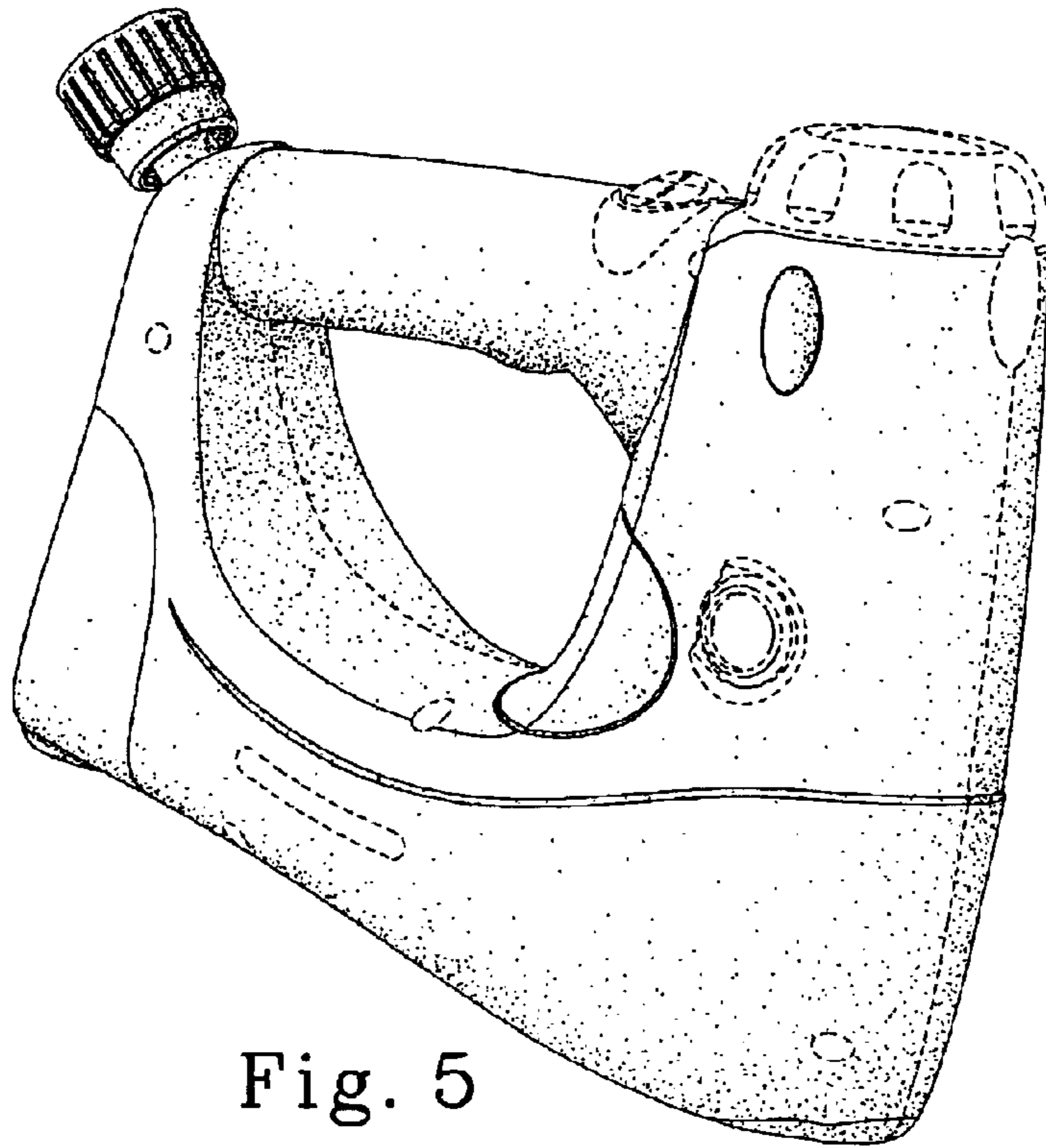


Fig. 5

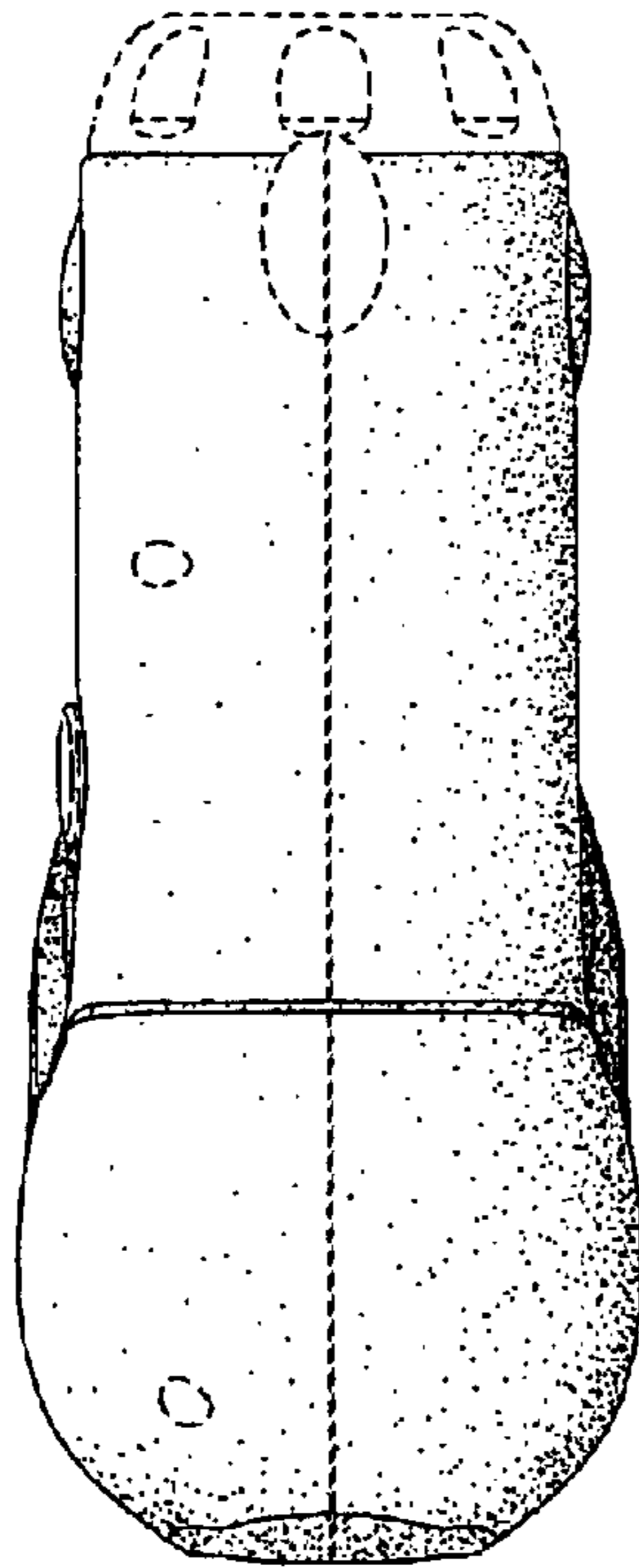


Fig. 6

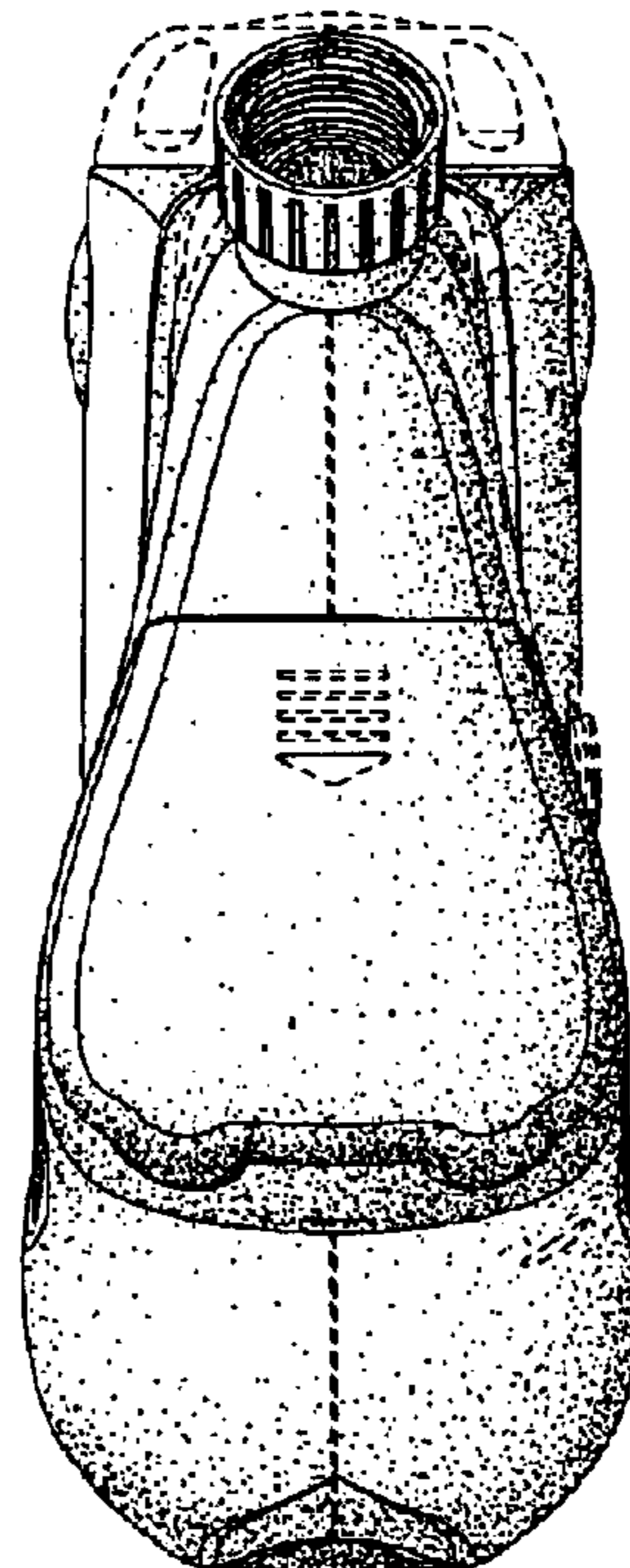


Fig. 7