

US00D507320S

(12) **United States Design Patent**  
**Roberts et al.**

(10) **Patent No.:** **US D507,320 S**  
(45) **Date of Patent:** **\*\* Jul. 12, 2005**

(54) **WEDGE-TYPE GOLF CLUB HEAD**

(75) Inventors: **Douglas E. Roberts**, La Palma, CA (US); **Christopher J. Beck**, Newport Beach, CA (US); **Gregory K. Hopkins**, Newport Beach, CA (US); **Brent L. Newsome**, Corona, CA (US); **Nathaniel J. Radcliffe**, Huntington Beach, CA (US); **Daniel J. Stone**, Long Beach, CA (US)

(73) Assignee: **Roger Cleveland Golf Co., Inc.**, Cypress, CA (US)

(\*\*) Term: **14 Years**

(21) Appl. No.: **29/191,583**

(22) Filed: **Oct. 10, 2003**

(51) **LOC (8) Cl.** ..... **21-02**

(52) **U.S. Cl.** ..... **D21/747**

(58) **Field of Search** ..... D21/747-751;  
473/324-331, 350

(56) **References Cited**

**U.S. PATENT DOCUMENTS**

- 5,230,510 A \* 7/1993 Duclos ..... 473/328
- 5,301,944 A \* 4/1994 Koehler ..... 473/328
- 5,971,866 A \* 10/1999 Adams et al. .... 473/328

- 6,093,113 A \* 7/2000 Mertens ..... 473/328
- D449,866 S \* 10/2001 Miller ..... D21/747
- D468,382 S \* 1/2003 Wahl et al. .... D21/747
- D473,606 S \* 4/2003 Mickelson et al. .... D21/747
- D476,048 S \* 6/2003 Cleveland et al. .... D21/747
- D476,707 S \* 7/2003 Walker ..... D21/747

**OTHER PUBLICATIONS**

Cleveland Golf 900 Wedges, No Date Supplied.  
Cleveland Golf 485 and 588 Wedges, No Date Supplied.

\* cited by examiner

*Primary Examiner*—Mitchell Siegel

(74) *Attorney, Agent, or Firm*—Parkhurst & Wendel, L.L.P.


(57) **CLAIM**

The ornamental design for a wedge-type golf club head, as shown and described.

**DESCRIPTION**

FIG. 1 is an elevated rear perspective view of a wedge-type golf club head showing the new design;  
FIG. 2 is a top view thereof;  
FIG. 3 is a toe view thereof;  
FIG. 4 is a heel view thereof;  
FIG. 5 is a front or face view thereof;  
FIG. 6 is a back or rear view thereof; and,  
FIG. 7 is a bottom or sole view thereof.

**1 Claim, 7 Drawing Sheets**






FIG. 1



FIG. 2




FIG. 3




FIG. 4

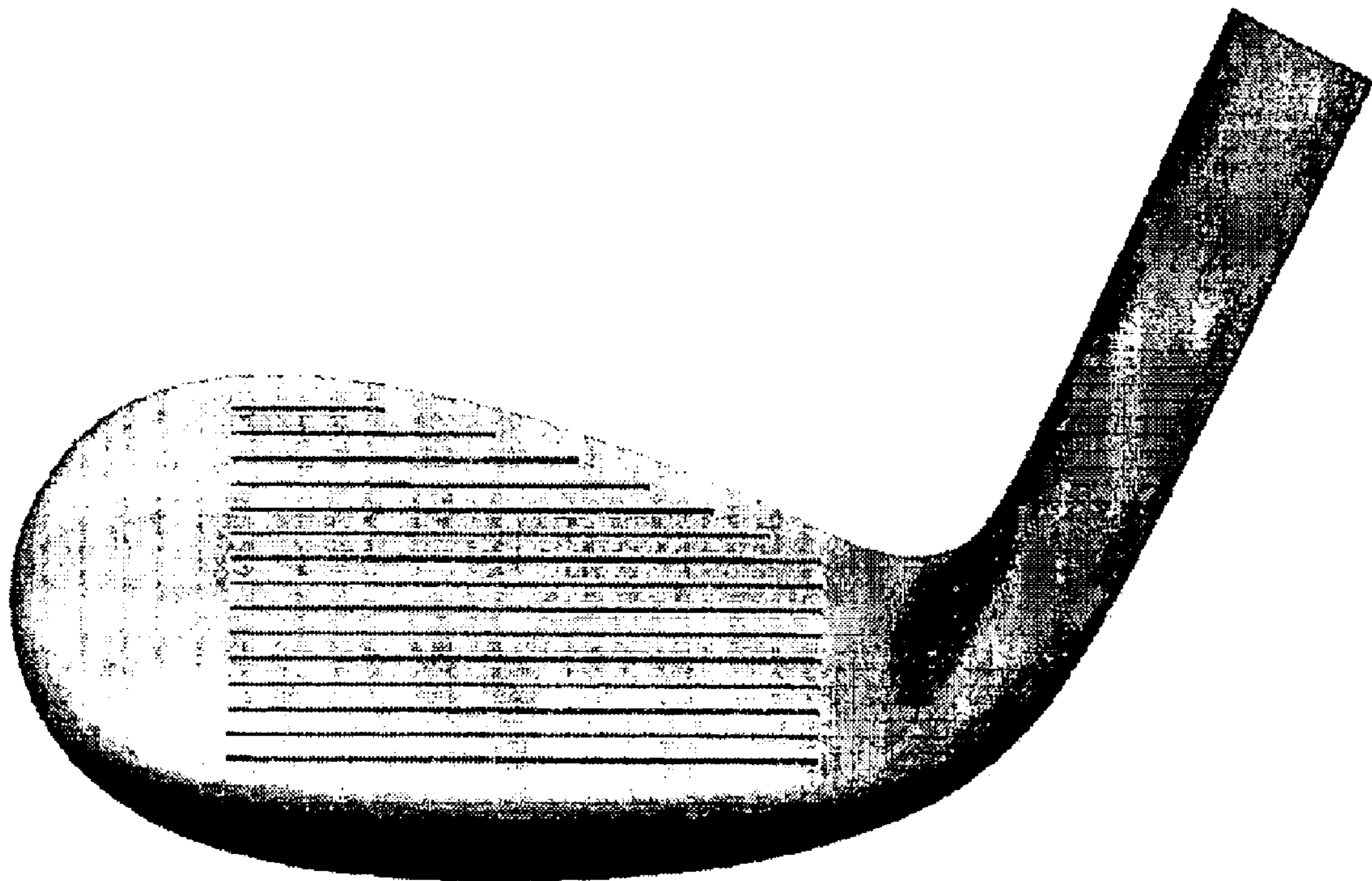


FIG. 5






FIG. 6



FIG. 7