

US00D507302S

(12) **United States Design Patent**
Chen et al.

(10) **Patent No.:** **US D507,302 S**
(45) **Date of Patent:** **** Jul. 12, 2005**

(54) **DRY ERASE BOARD**

(75) Inventors: **Peter Chen**, West Windsor, NJ (US);
Kevin Hui-Lien Lee, East Brunswick,
NJ (US); **Jungkun Lee**, Edison, NJ
(US)

(73) Assignee: **Officemate International Corp.**,
Edison, NJ (US)

(**) Term: **14 Years**

(21) Appl. No.: **29/212,372**

(22) Filed: **Aug. 30, 2004**

(51) **LOC (8) Cl.** **19-06**

(52) **U.S. Cl.** **D19/52; D19/36**

(58) **Field of Search** D19/35, 36, 52,
D19/65, 90, 91, 99, 100; D6/300-314;
D20/10, 40-42; 40/1, 790, 799, 124.04,
124.01; 434/408, 415, 417-419, 421, 422,
428, 430; 211/89.01; 248/316.7, 316.8

(56) **References Cited**

U.S. PATENT DOCUMENTS

799,167 A * 9/1905 Jorgensen 434/415
D293,339 S * 12/1987 Evenson D20/10
4,996,784 A * 3/1991 Hsu 40/799
D327,710 S * 7/1992 Hofman D20/40
D343,865 S * 2/1994 Pohl D19/78

D354,087 S * 1/1995 Dunlap et al. D20/42
D393,001 S * 3/1998 Mayo D19/52
5,743,414 A * 4/1998 Baudino 211/69.1
D402,696 S * 12/1998 Rosen D19/52
D410,250 S * 5/1999 Robertson, Jr. D19/52

* cited by examiner

Primary Examiner—Martie K. Holtje

(74) *Attorney, Agent, or Firm*—Daniel Kirshner, Esq.


(57) **CLAIM**

The ornamental design for a dry erase board, as shown and described.

DESCRIPTION

FIG. 1 is a front perspective view of a dry erase board showing our new design;
FIG. 2 is a front view thereof;
FIG. 3 is a rear view thereof;
FIG. 4 is right side view thereof;
FIG. 5 is a left side view thereof;
FIG. 6 is a top view thereof;
FIG. 7 is a bottom view thereof;
FIG. 8 is a front perspective view thereof with the attachment devices shown detached;
FIG. 9 is a front perspective view thereof in an exploded condition; and,
FIG. 10 is a rear perspective view thereof in an exploded condition.

1 Claim, 8 Drawing Sheets






FIG. 1

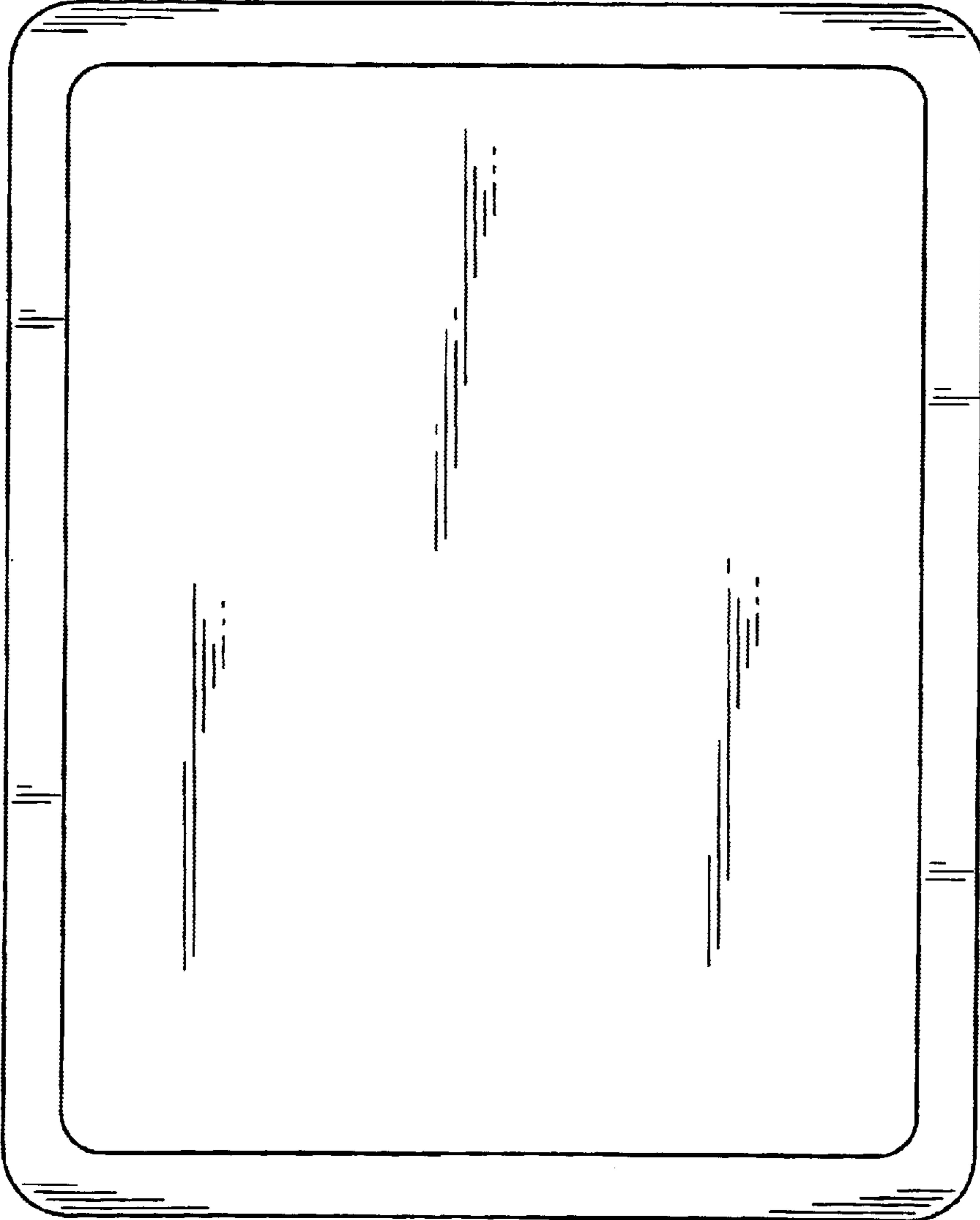


FIG. 2

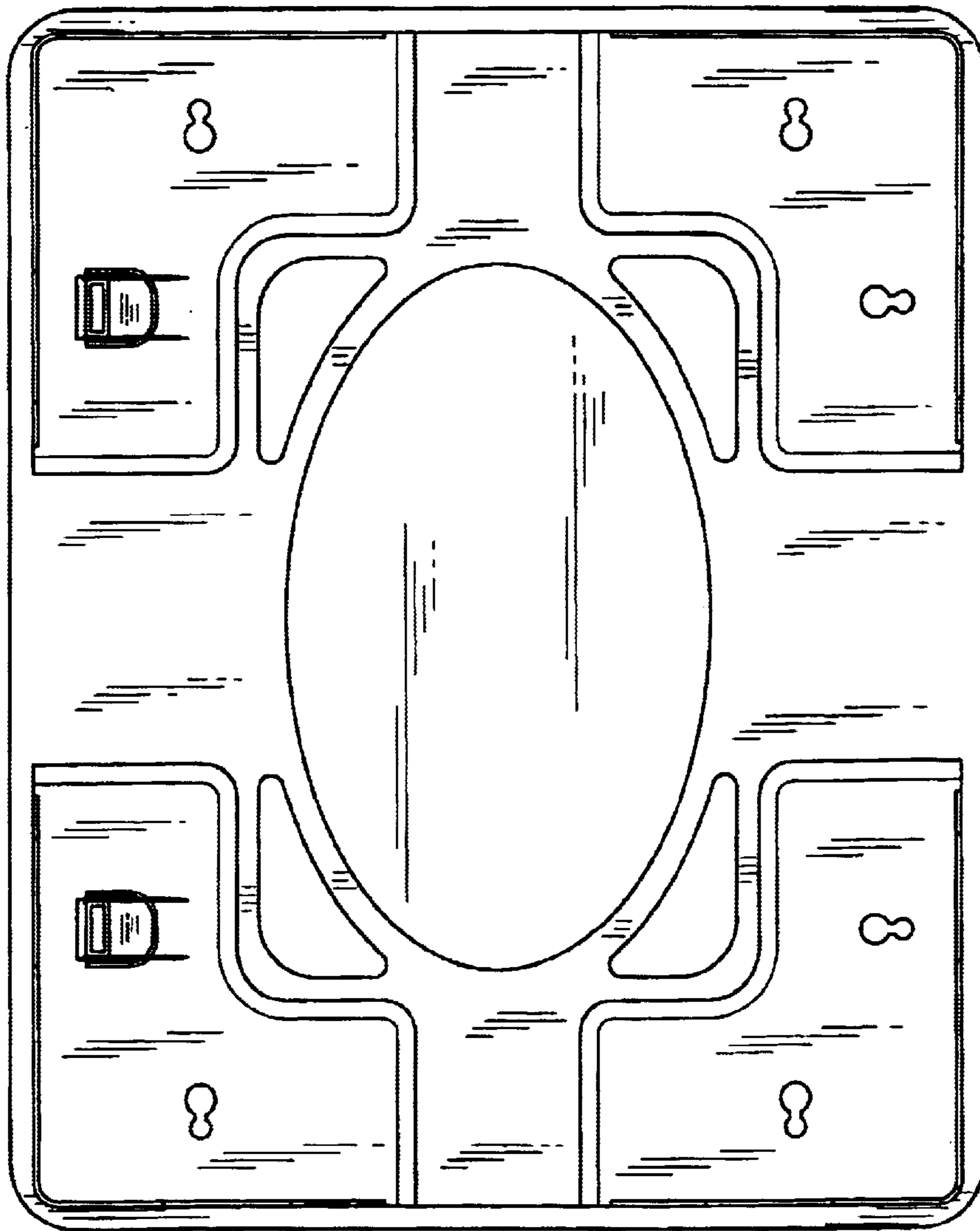


FIG. 3

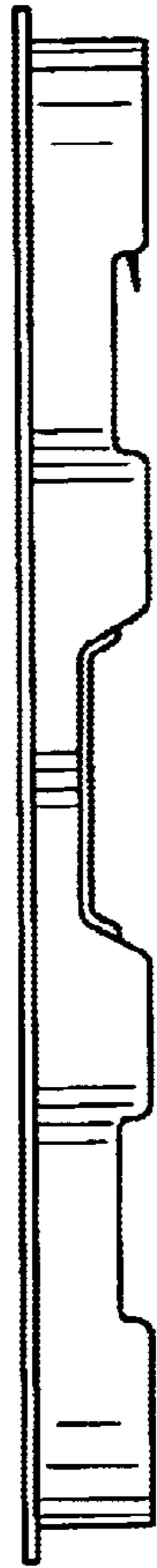


FIG. 4

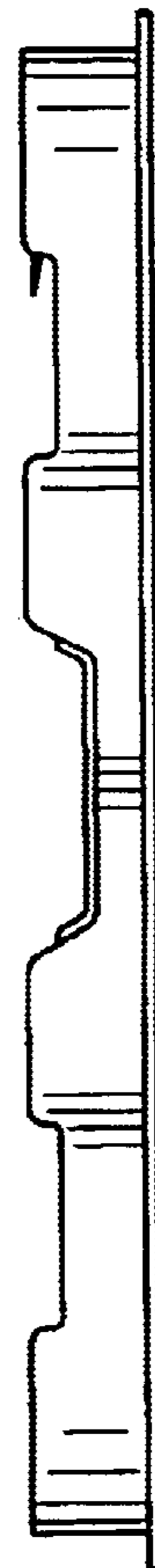


FIG. 5

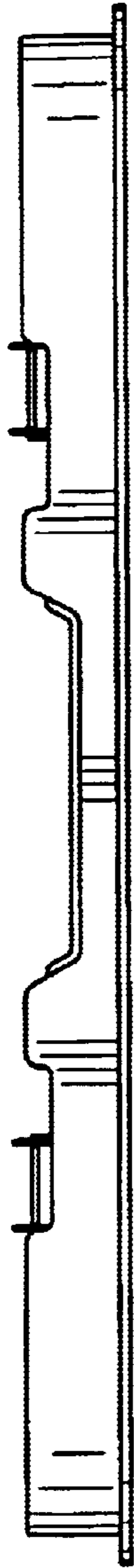


FIG. 6

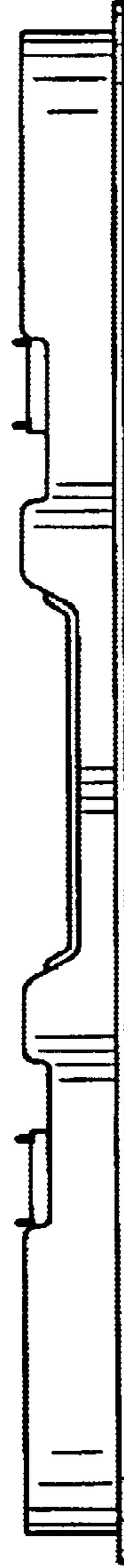


FIG. 7


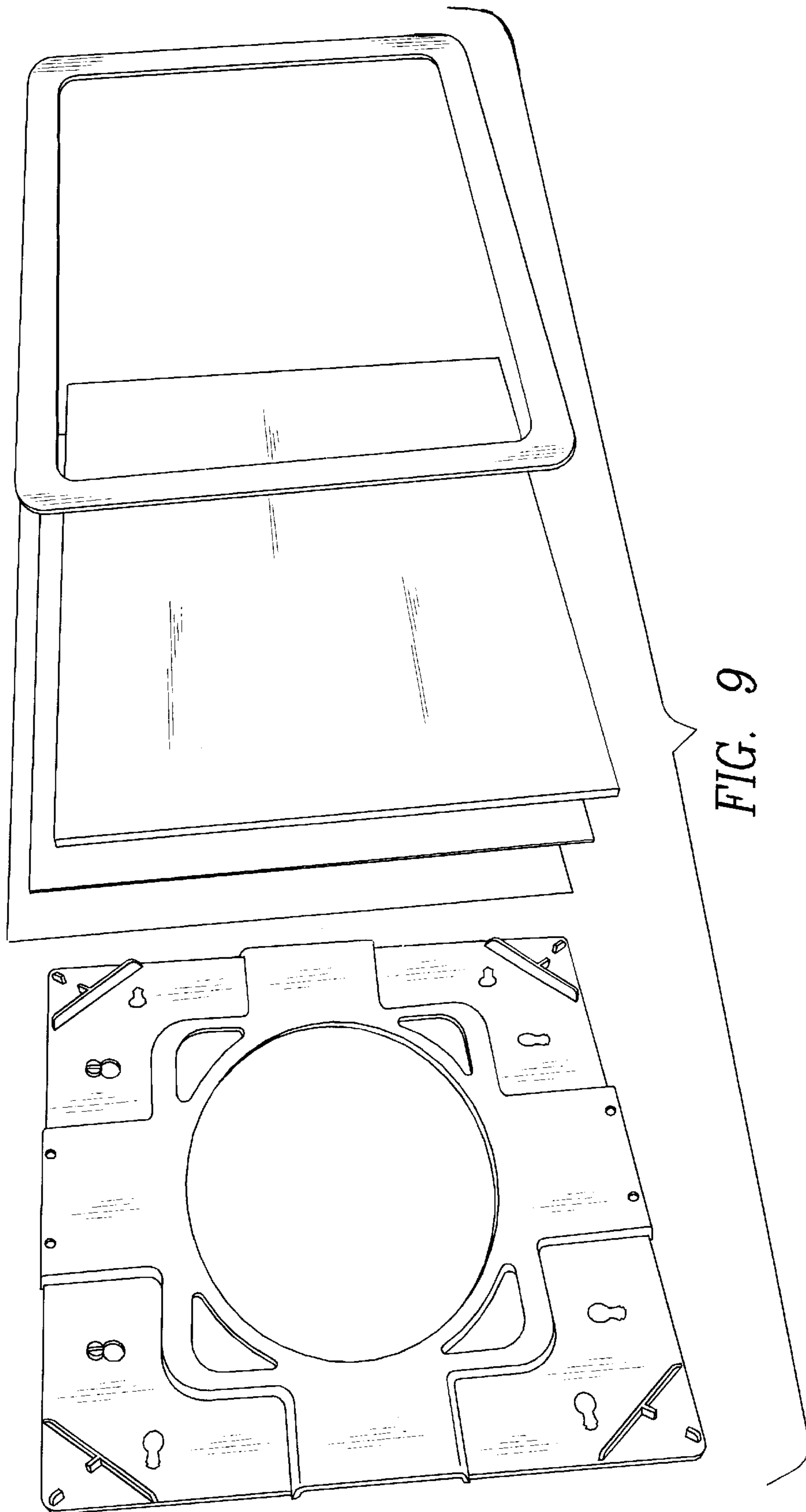


FIG. 8



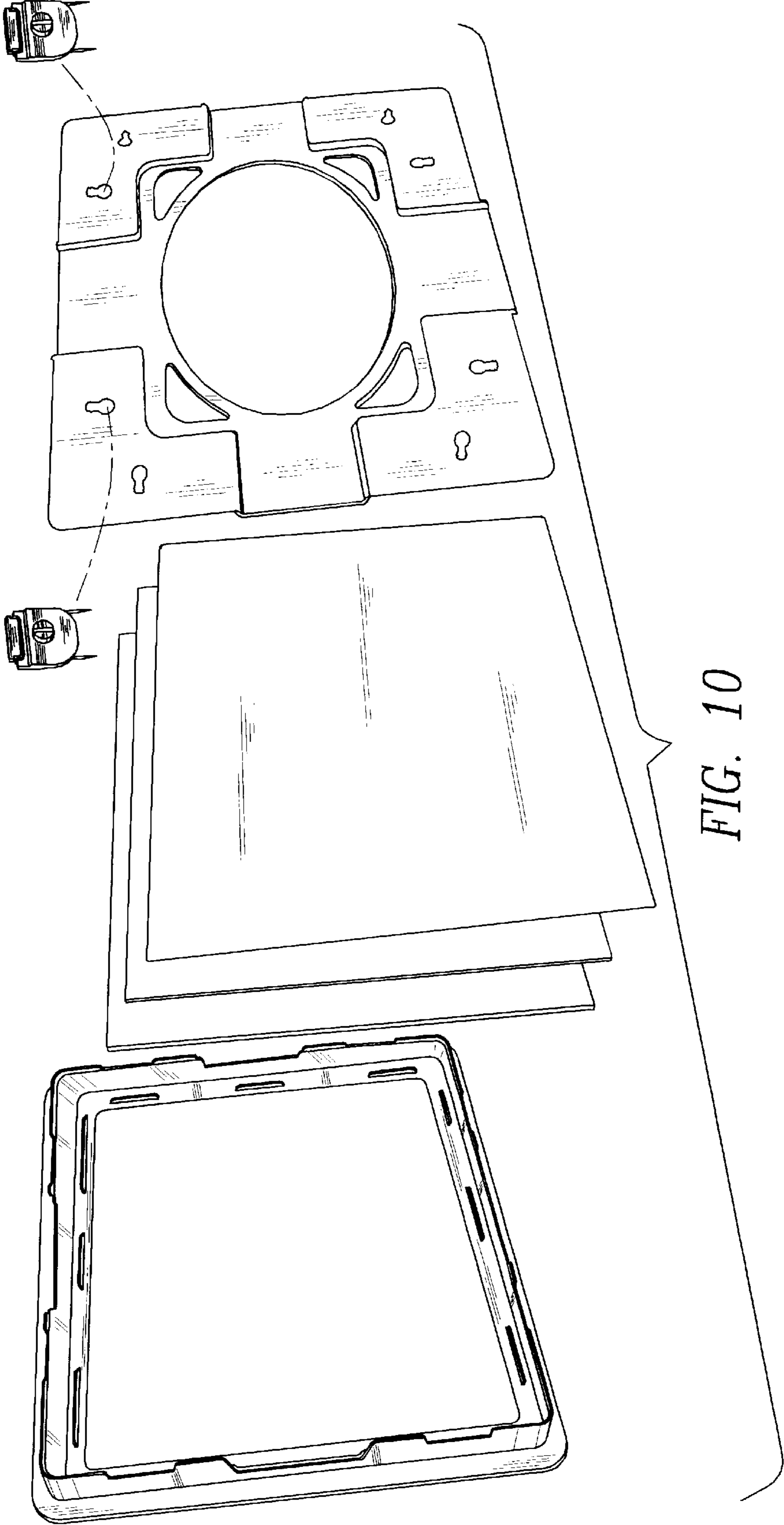


FIG. 10