

US00D507301S

(12) **United States Design Patent**  
**Qiu**

(10) **Patent No.:** **US D507,301 S**  
(45) **Date of Patent:** **\*\* Jul. 12, 2005**

(54) **PEN**  
(75) **Inventor:** **Zhiming Qiu, Ningbo (CN)**  
(73) **Assignee:** **Ningbo Beifa Group Co., Ltd., Ningbo (CN)**

6,062,753 A \* 5/2000 Hadtke et al. .... 401/6  
D448,805 S \* 10/2001 Willat et al. .... D19/55  
D464,083 S \* 10/2002 Yoon ..... D19/51  
D474,809 S \* 5/2003 Willat et al. .... D19/51  
D487,771 S \* 3/2004 Hwang ..... D19/43  
D492,723 S \* 7/2004 Kuo Chiang ..... D19/51

(\*\*) **Term:** **14 Years**

\* cited by examiner

(21) **Appl. No.:** **29/216,568**

*Primary Examiner*—Martie K. Holtje

(22) **Filed:** **Nov. 5, 2004**

(74) *Attorney, Agent, or Firm*—Christensen O'Connor Johnson Kindness PLLC

(30) **Foreign Application Priority Data**

(57) **CLAIM**

May 24, 2004 (CN) ..... 2004301502680

The ornamental design for a pen, as shown and described.

(51) **LOC (8) Cl.** ..... **19-06**

**DESCRIPTION**

(52) **U.S. Cl.** ..... **D19/51; D19/55; D19/56**

FIG. 1 is a front left perspective view of a pen showing my new design;

(58) **Field of Search** ..... D19/35, 36, 41–51,  
D19/53–58, 81–85; 401/6, 7, 88, 99–102,  
103–106, 107–110, 111–117, 209; 24/10 R,  
11 R, 11 P, 11 PP

FIG. 2 is a rear right perspective view thereof;

FIG. 3 is a bottom plan view thereof;

FIG. 4 is a top plan view thereof;

FIG. 5 is a rear elevation view thereof;

FIG. 6 is a left side view thereof;

FIG. 7 is a front elevation view thereof; and,

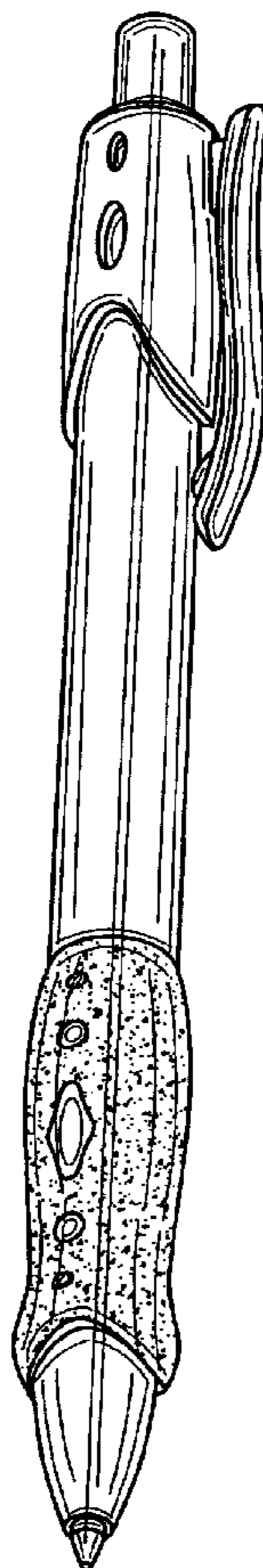
FIG. 8 is a right side view thereof.

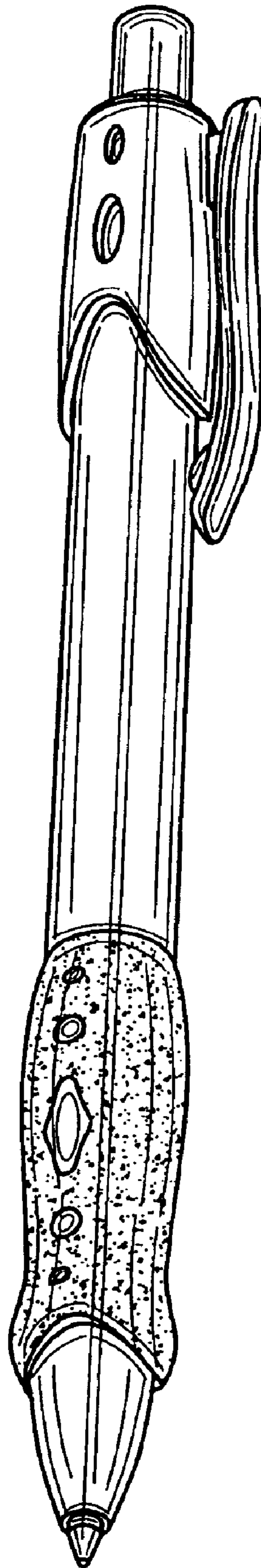
(56) **References Cited**

**U.S. PATENT DOCUMENTS**

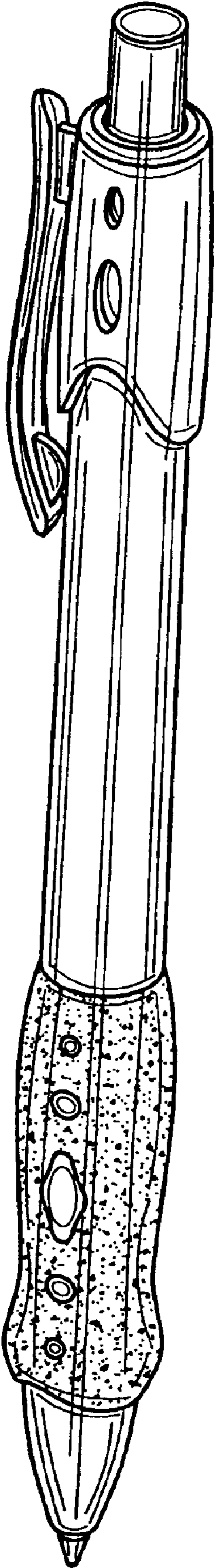
D29,964 S \* 1/1899 Smith ..... D19/55  
D338,915 S \* 8/1993 Willat ..... D19/51

**1 Claim, 4 Drawing Sheets**

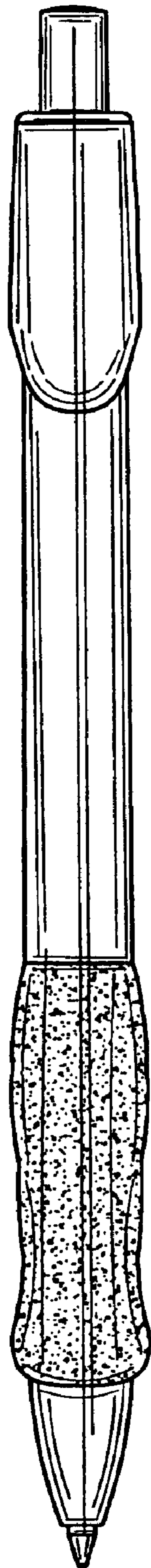




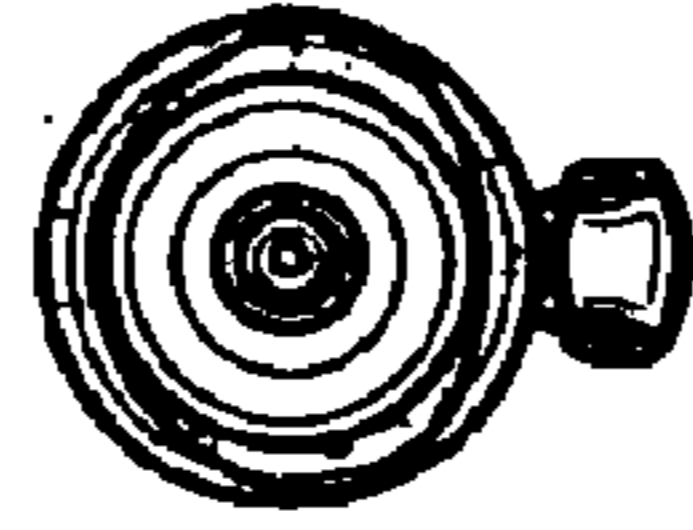
*Fig. 1.*



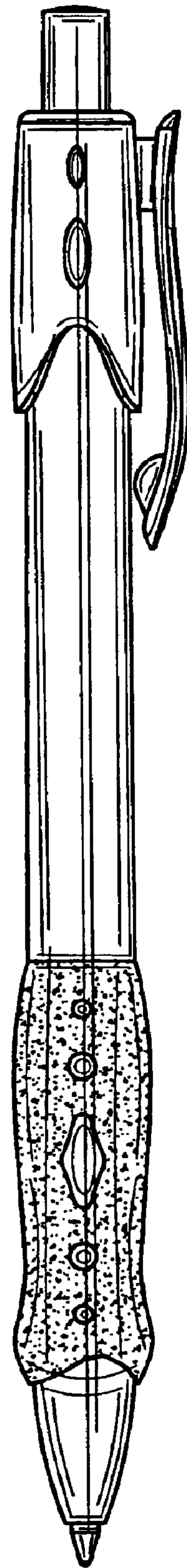
*Fig. 2.*



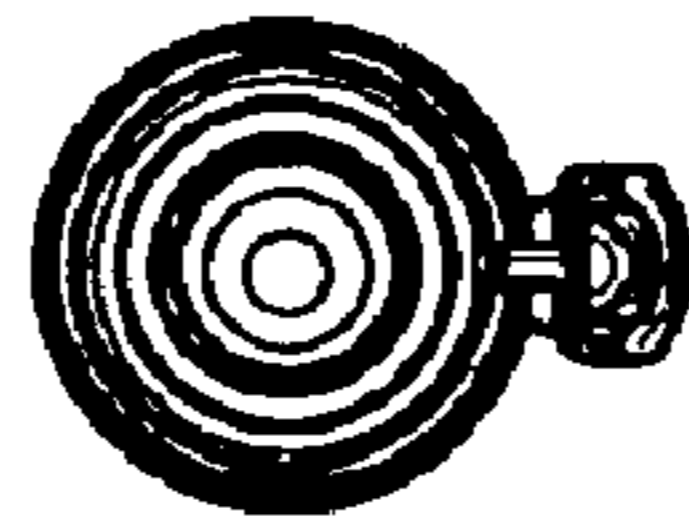
*Fig. 5.*



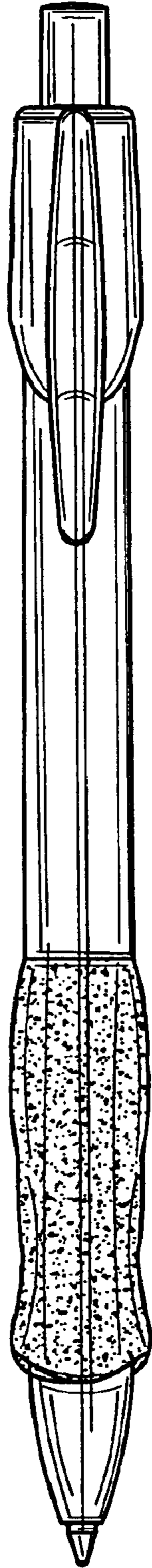
*Fig. 3.*



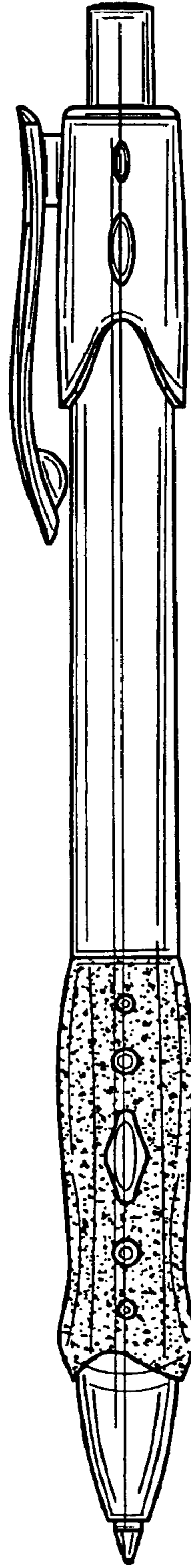
*Fig. 6.*



*Fig. 4.*



*Fig. 7.*



*Fig. 8.*