

US00D507285S

(12) **United States Design Patent**
Cho et al.

(10) **Patent No.:** **US D507,285 S**
(45) **Date of Patent:** **** Jul. 12, 2005**

(54) **REFRIGERATOR**

(75) Inventors: **Kyeong Chul Cho**, Gyeonggi-do (KR);
Sang Hun Kim, Gyeonggi-do (KR);
Woon Kyu Seo, Seoul (KR)

(73) Assignee: **LG Electronics Inc.**, Seoul (KR)

(**) Term: **14 Years**

(21) Appl. No.: **29/216,228**

(22) Filed: **Nov. 1, 2004**

(51) **LOC (8) Cl.** **15-07**

(52) **U.S. Cl.** **D15/86**

(58) **Field of Search** D15/79, 81, 85-87;
62/246, 337, 440-449; 312/114-119, 138.1,
139.2, 236, 401-408; 220/592.02; D23/272;
D6/481

(56) **References Cited**

U.S. PATENT DOCUMENTS

D66,396 S * 1/1925 Banta D15/85
1,753,594 A * 4/1930 Bond 312/116
D163,754 S * 6/1951 Houpt D23/272

D288,267 S * 2/1987 Meyer D6/481
D357,062 S * 4/1995 Schreiner D23/272
D472,935 S * 4/2003 Rabiger D15/85

* cited by examiner

Primary Examiner—Nanda Bondade

Assistant Examiner—Shanda C. Hill

(74) *Attorney, Agent, or Firm*—Birch, Stewart, Kolasch &
Birch, LLP

(57) **CLAIM**

The ornamental design for a refrigerator, as shown and described.

DESCRIPTION

FIG. 1 is a perspective view of a refrigerator showing my new design;
FIG. 2 is a front view thereof;
FIG. 3 is a rear view thereof;
FIG. 4 is a left side view thereof where the right side view is a mirror image;
FIG. 5 is a top plan view thereof; and,
FIG. 6 is a bottom plan view thereof.

1 Claim, 5 Drawing Sheets

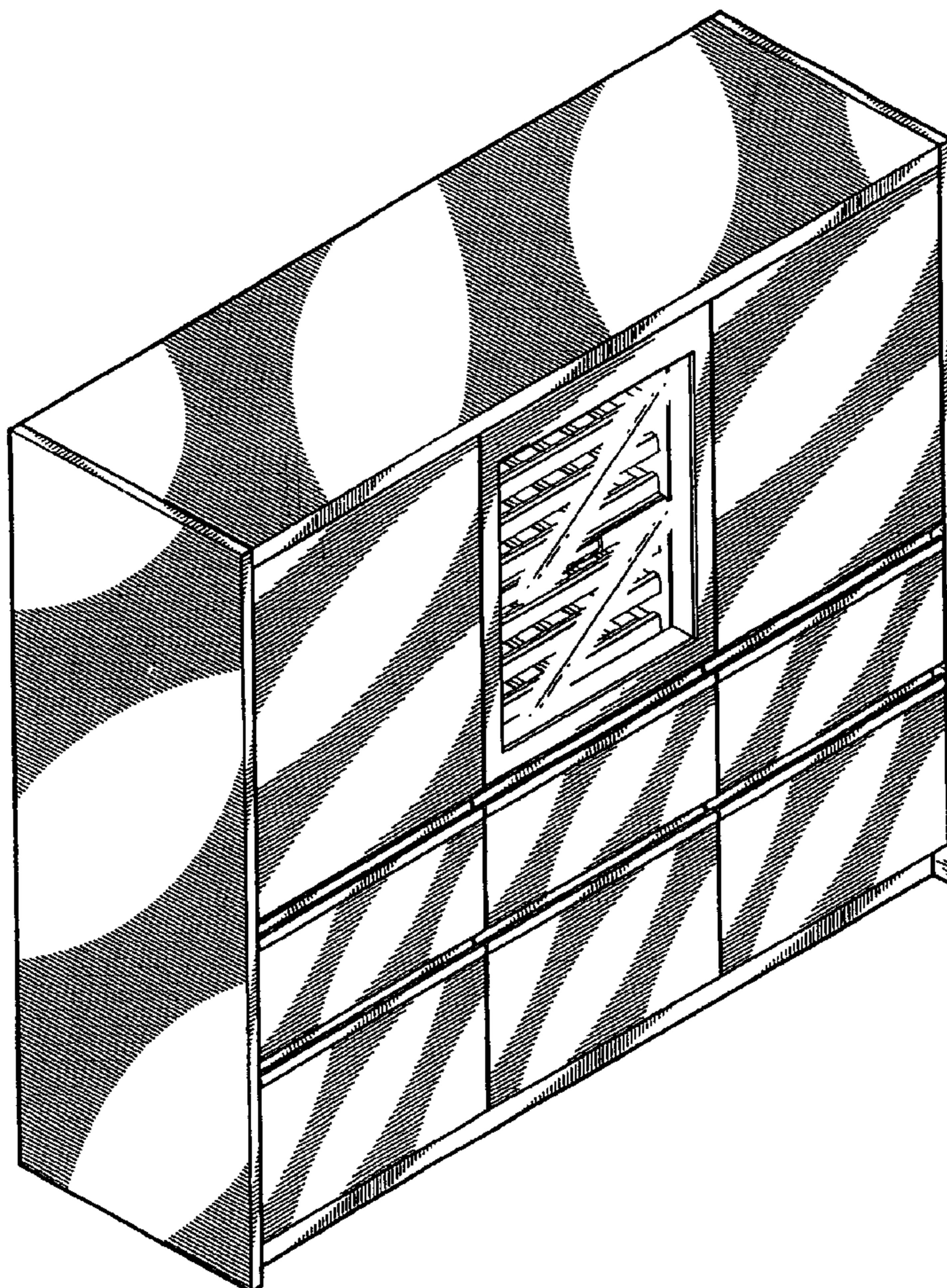


FIG. 1

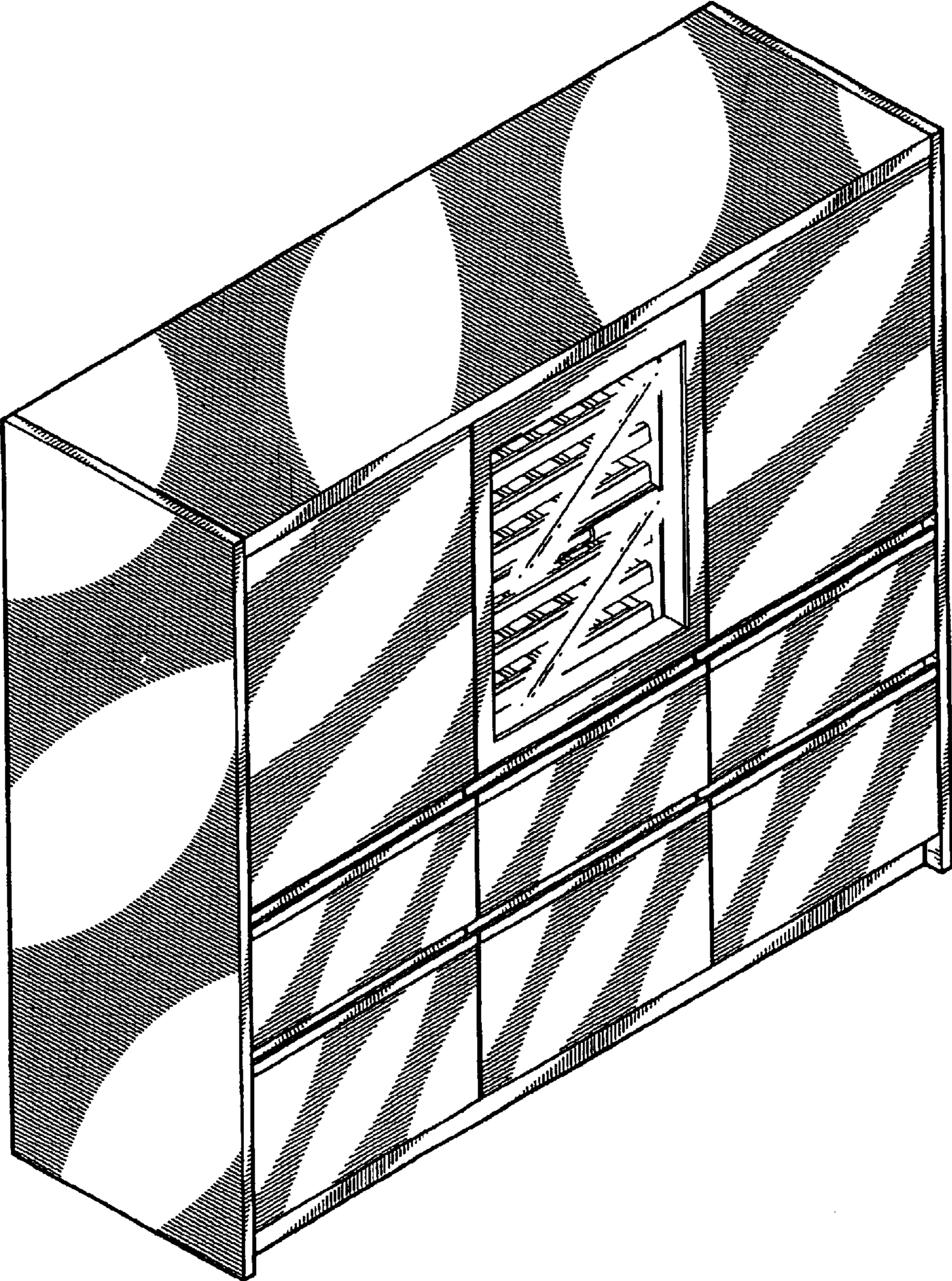


FIG. 2

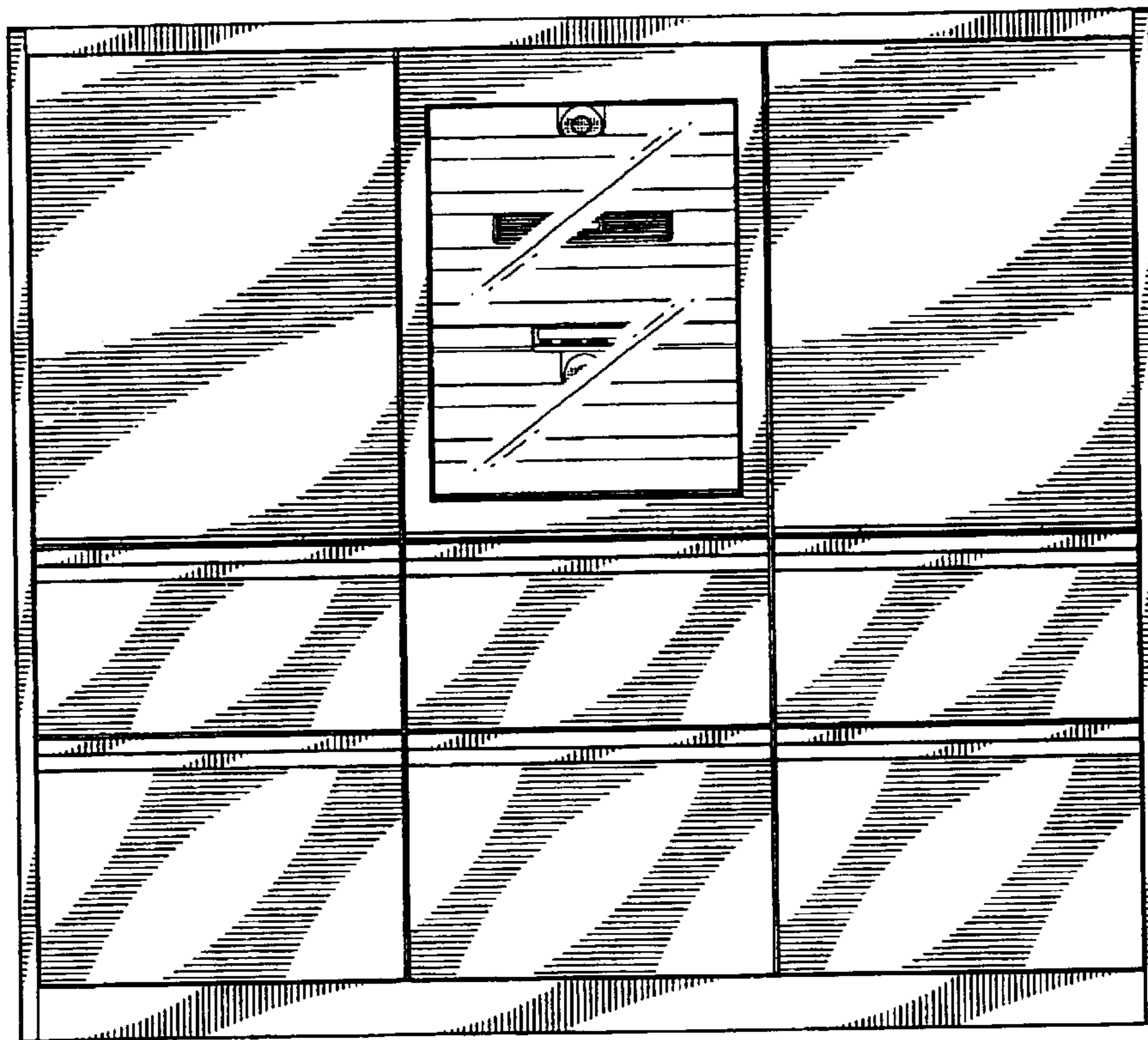


FIG. 3




FIG. 4




FIG. 5

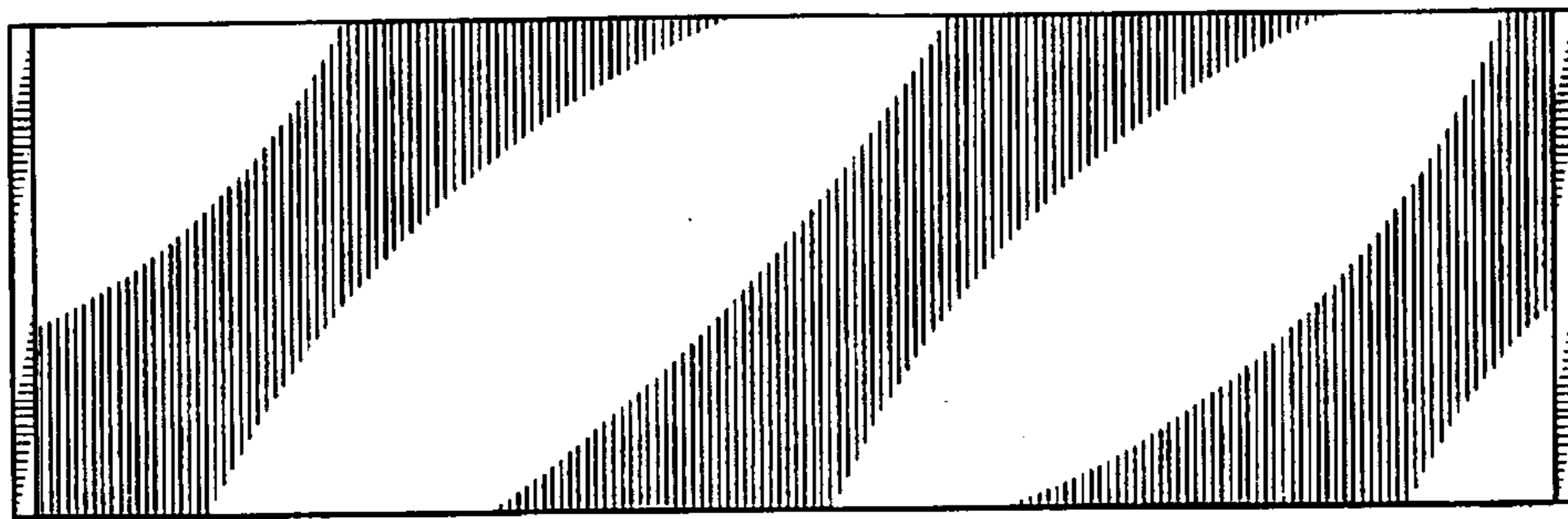


FIG. 6

