

US00D507272S

(12) **United States Design Patent**
Lodato et al.

(10) **Patent No.: US D507,272 S**
(45) **Date of Patent: ** Jul. 12, 2005**

(54) **ACCESSORY FOR A PORTABLE ELECTRONIC DEVICE**

D492,310 S * 6/2004 Chien D14/398

* cited by examiner

(75) Inventors: **Franco Lodato**, Weston, FL (US);
John M. Coogan, Coral Springs, FL (US);
Peter Iezzi, Coral Springs, FL (US);
Howard Nuk, Sunnyvale, CA (US)

Primary Examiner—Alan P. Douglas
Assistant Examiner—Cynthia M. Chin
(74) *Attorney, Agent, or Firm*—Design IP

(73) Assignee: **Motorola, Inc.**, Schaumburg, IL (US)

(57) **CLAIM**

The ornamental design for an accessory for a portable electronic device, as shown and described.

(**) Term: **14 Years**

DESCRIPTION

(21) Appl. No.: **29/207,761**

FIG. 1 is an isometric view of an ornamental design of one embodiment of an accessory for a portable electronic device showing our new design.

(22) Filed: **Jun. 17, 2004**

(51) **LOC (8) Cl.** **14-02**

FIG. 2 is a front orthographic view thereof.

(52) **U.S. Cl.** **D14/398**

FIG. 3 is a rear orthographic view thereof.

(58) **Field of Search** D14/138, 238,
D14/455, 457, 240, 391, 396, 398; D3/218;
379/433

FIG. 4 is a top orthographic view thereof.

FIG. 5 is a bottom orthographic view thereof; and,

FIG. 6 is a right side orthographic view thereof, the left side view being a mirror image.

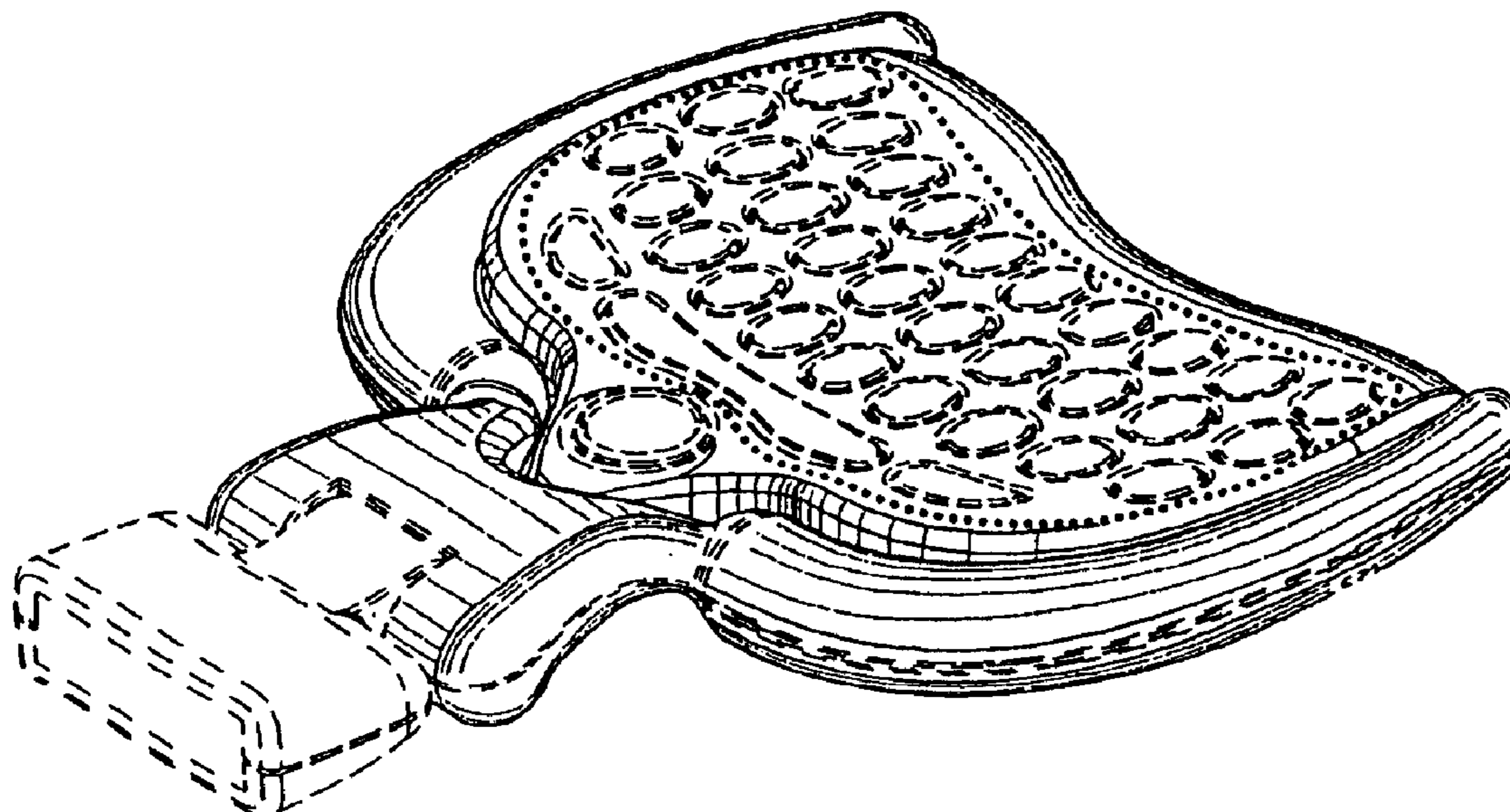
(56) **References Cited**

U.S. PATENT DOCUMENTS

D439,910 S	*	4/2001	Tonizzo et al.	D14/457
D442,156 S	*	5/2001	Lee	D14/138
D450,307 S	*	11/2001	Xu et al.	D14/138
D469,749 S	*	2/2003	Kim	D14/138
D471,201 S	*	3/2003	Tsukuda	D14/455
D483,770 S	*	12/2003	Lum et al.	D14/455
D484,887 S	*	1/2004	Stewart et al.	D14/455

The broken lines shown in FIGS. 1–6 are included for the purpose of illustrating environmental subject matter and form no part of the claimed design. The dotted lines shown in FIGS. 1, 2 & 4 represent an unclaimed border between claimed and unclaimed environmental subject matter, the subject matter located within the dotted lines being unclaimed.

1 Claim, 3 Drawing Sheets



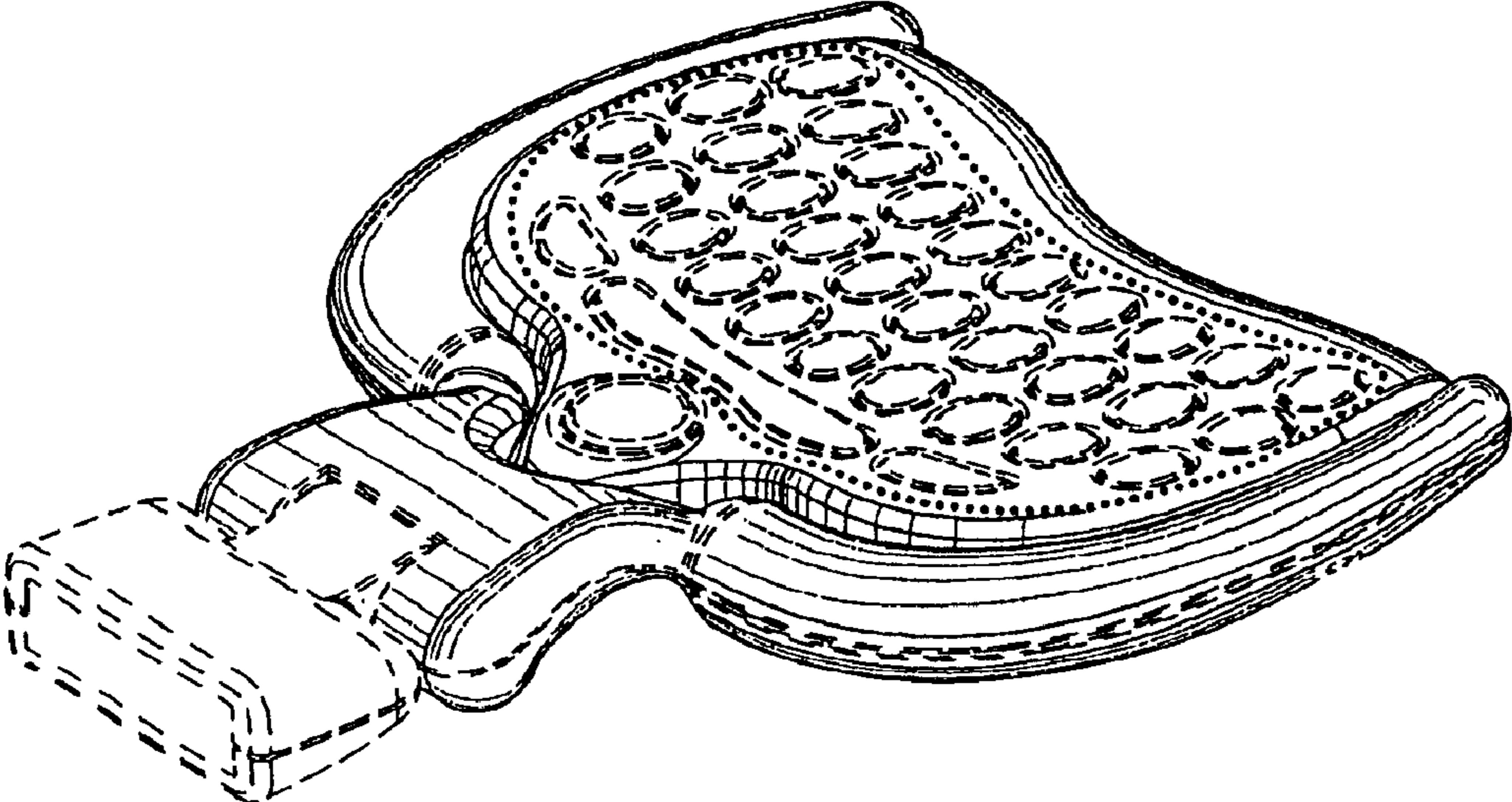


FIG. 1

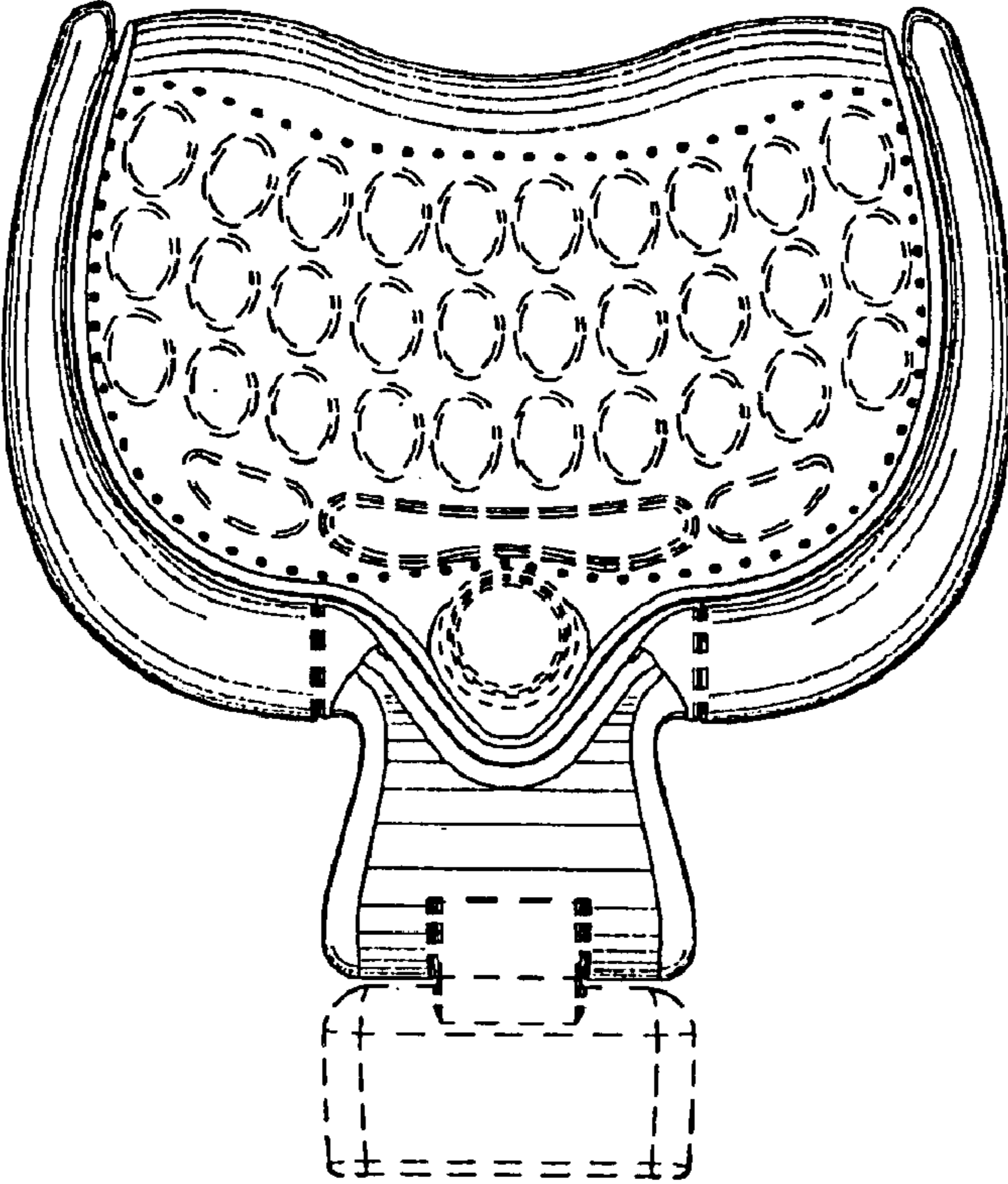


FIG. 2

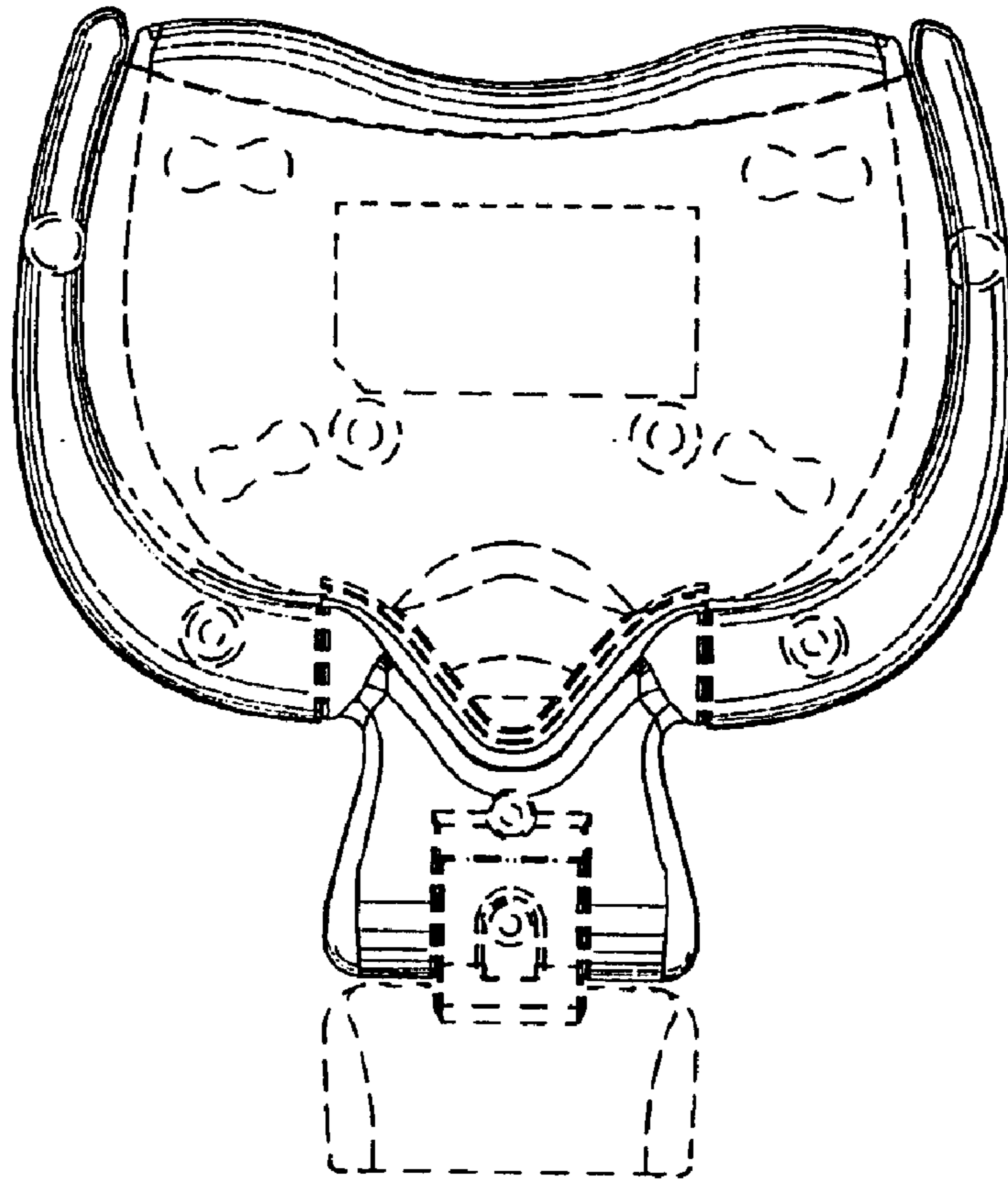


FIG. 3




FIG. 4

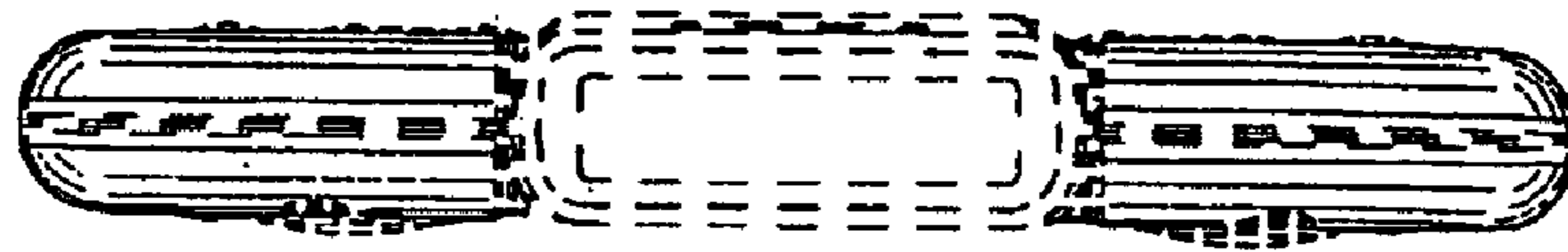


FIG. 5



FIG. 6