



US00D507268S

(12) **United States Design Patent**
Schlieffers et al.

(10) **Patent No.:** **US D507,268 S**
(45) **Date of Patent:** **** Jul. 12, 2005**

(54) **ENTERPRISE DIGITAL ASSISTANT WITH QWERTY KEYPAD**
(75) Inventors: **Jorg Schlieffers**, Streatley-on-Thames (GB); **Alistair Hamilton**, Stony Brook, NY (US); **Sudhir Bhatia**, Brooklyn, NY (US); **Katrika Woodcock**, Reading (GB); **Vanessa Rimando**, Forest Hills, NY (US); **Quintin Morris**, Reading (GB); **Richard Hanks**, Swansea, MA (US)

5,218,188 A * 6/1993 Hanson 235/375
D359,920 S * 7/1995 Sakamoto D10/65
D454,349 S 3/2002 Makidera et al.
D464,962 S * 10/2002 MacGregor et al. D14/346
D470,842 S * 2/2003 Bhatia et al. D14/346
D475,047 S * 5/2003 Choi et al. D14/346
D476,329 S 6/2003 Miao et al.
D477,597 S 7/2003 Laverick et al.
D478,906 S * 8/2003 Richter D14/387
D488,478 S 4/2004 Laverick et al.

* cited by examiner

(73) Assignee: **Symbol Technologies, Inc.**, Holtsville, NY (US)

Primary Examiner—Freda S. Nunn
(74) *Attorney, Agent, or Firm*—Amin & Turocy, LLP

(**) Term: **14 Years**

(57) **CLAIM**

The ornamental design for an enterprise digital assistant with qwerty keypad, as shown.

(21) Appl. No.: **29/208,031**

DESCRIPTION

(22) Filed: **Jun. 23, 2004**

(51) **LOC (8) Cl.** **14-02**

(52) **U.S. Cl.** **D14/346**

(58) **Field of Search** D14/341-346,
D14/138, 383-387; D18/1, 2, 7; 341/22,
23; 345/156, 168, 169, 172, 173, 87; 349/12;
361/680-686; D10/65; 235/375


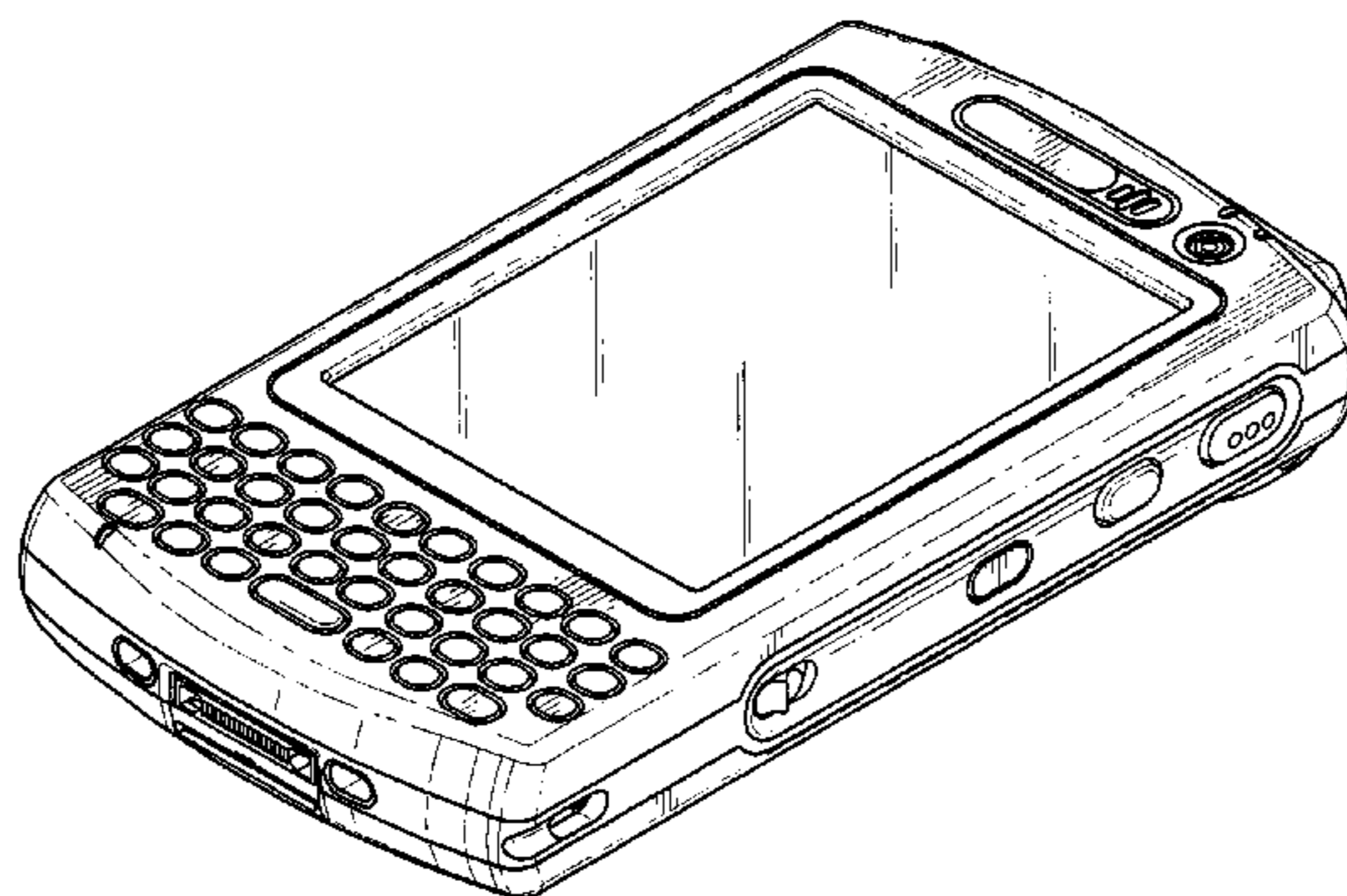
FIG. 1 is a perspective view of the front, bottom, and right side of an enterprise digital assistant with qwerty keypad; FIG. 2 is a perspective view of the back, top and right side thereof; FIG. 3 is a front view thereof; FIG. 4 is a back view thereof; FIG. 5 is a right side view thereof; FIG. 6 is a left side view thereof; FIG. 7 is a top view thereof; and, FIG. 8 is a bottom view thereof.

(56) **References Cited**

U.S. PATENT DOCUMENTS

D312,628 S * 12/1990 Yokoi et al. D14/346

1 Claim, 6 Drawing Sheets



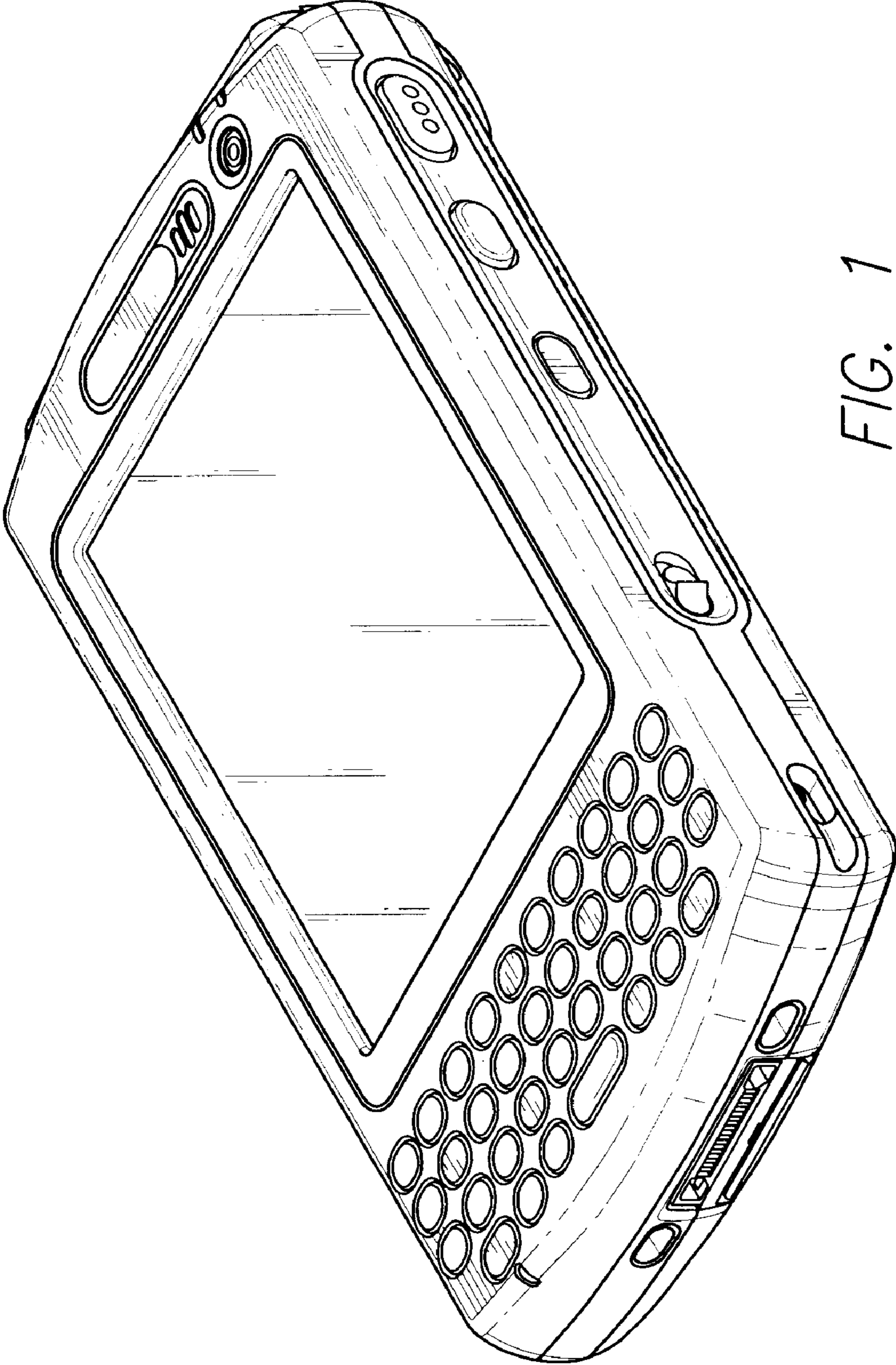


FIG. 1

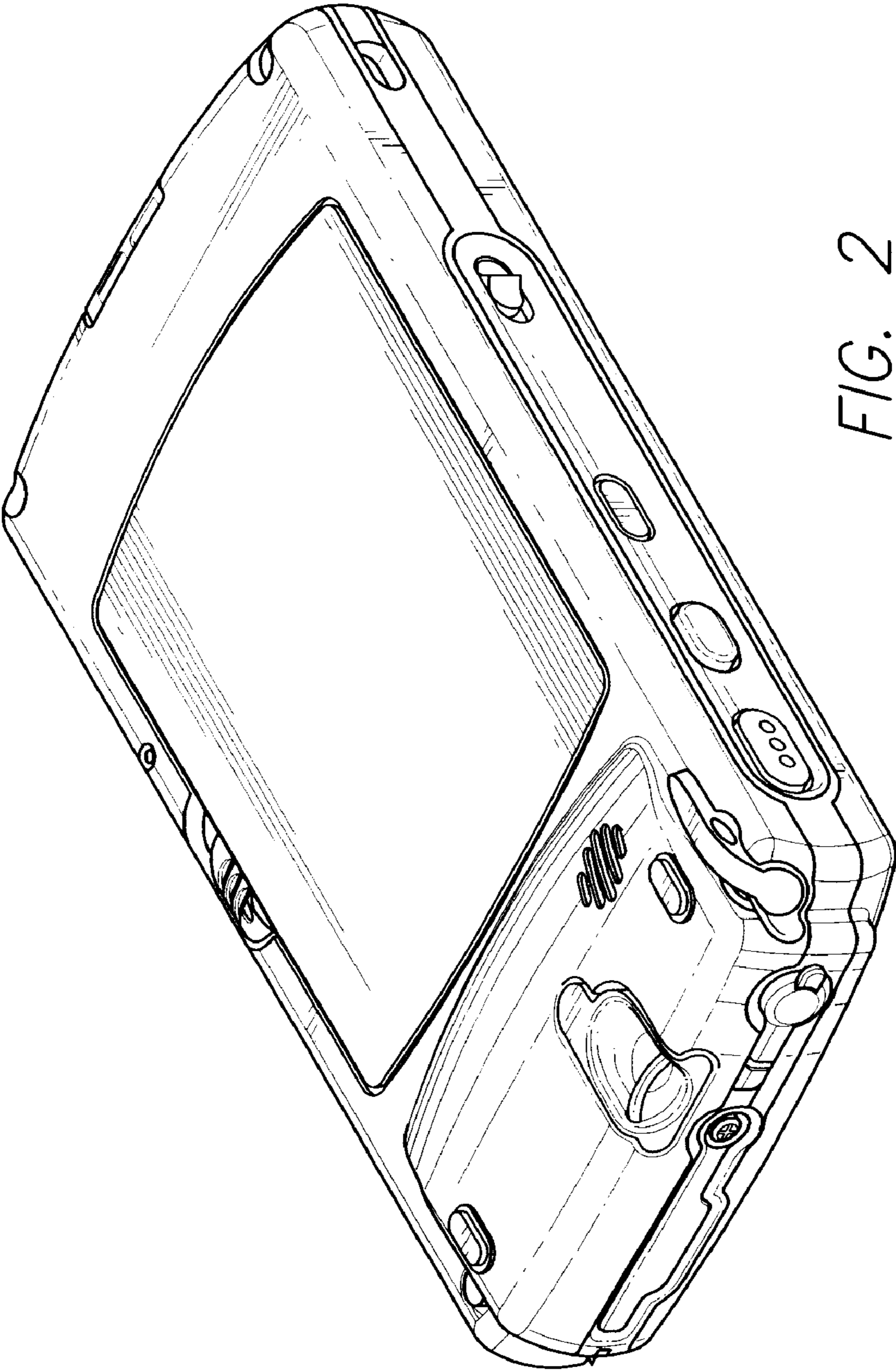


FIG. 2




FIG. 3




FIG. 4

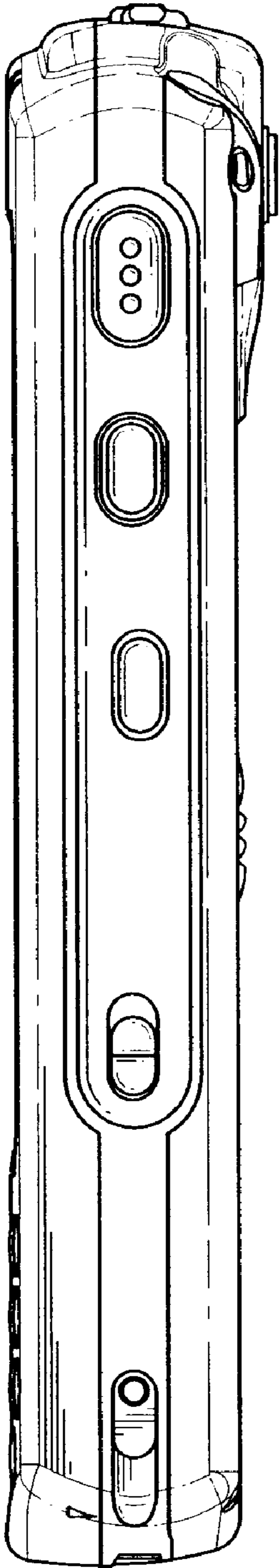


FIG. 5

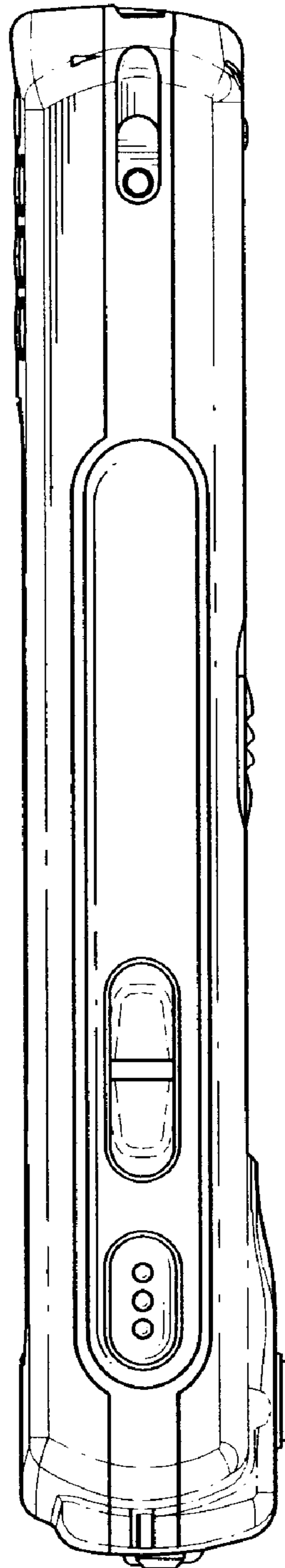


FIG. 6

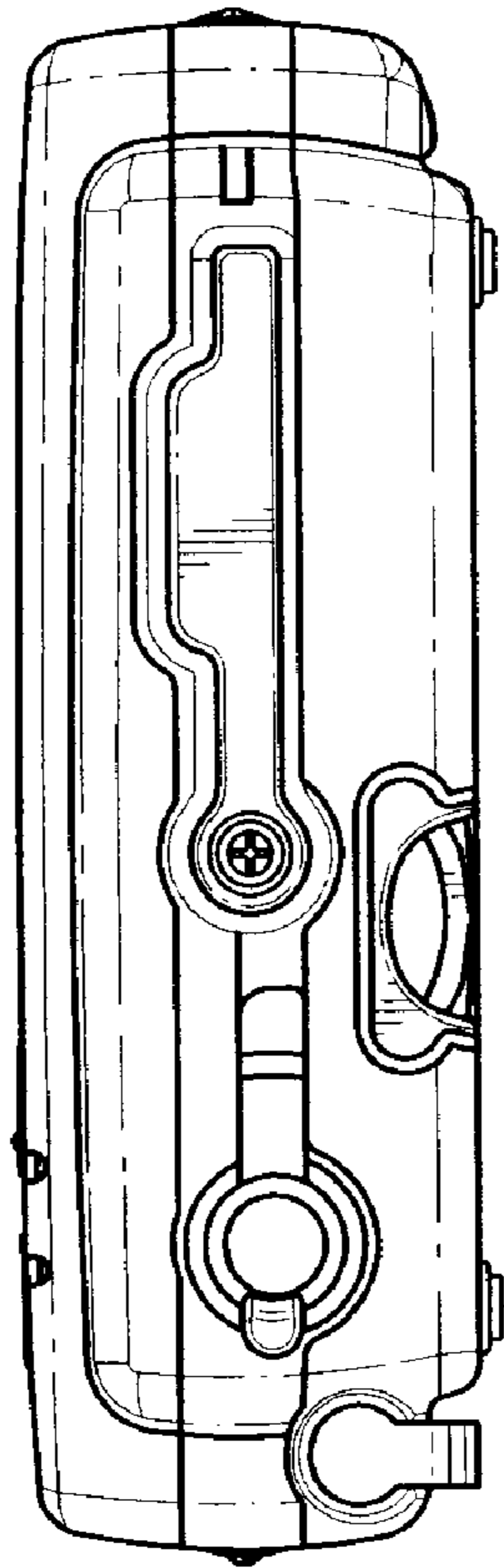


FIG. 7

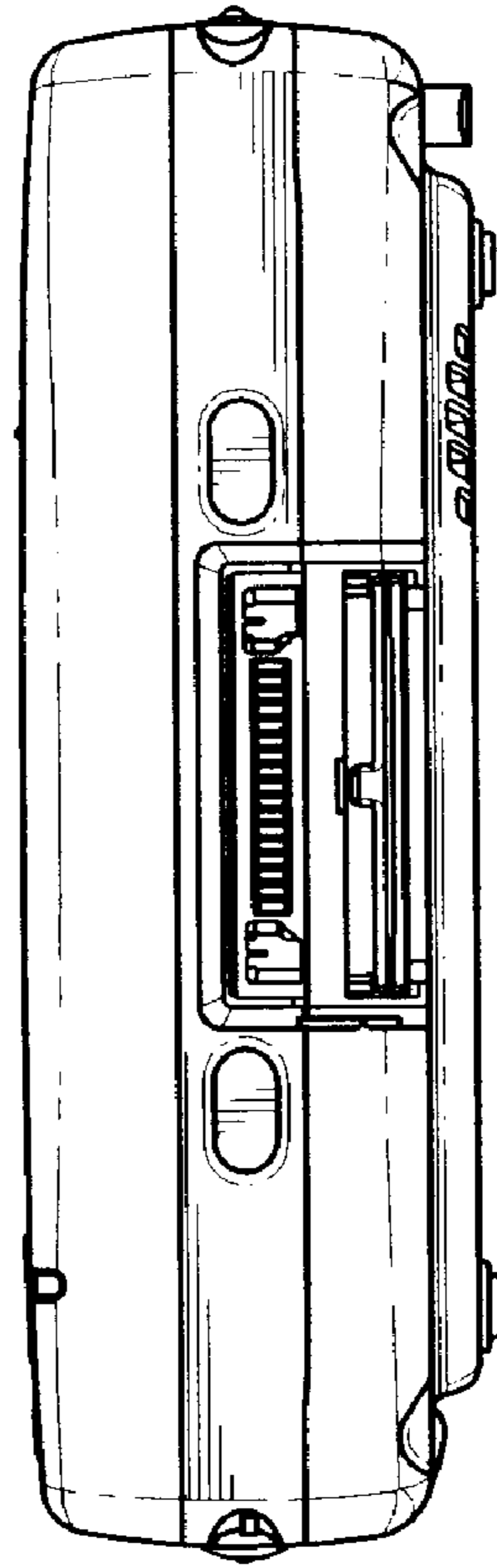


FIG. 8