

US00D507267S

(12) **United States Design Patent**
Loew et al.

(10) **Patent No.:** **US D507,267 S**
(45) **Date of Patent:** **** Jul. 12, 2005**

(54) **HANDHELD COMPUTER**

(75) Inventors: **Christopher Loew**, Palo Alto, CA (US); **Paul Bradley**, Palo Alto, CA (US); **Pontus Wahlgren**, San Francisco, CA (US); **Shizunori S. Kobara**, Foster City, CA (US); **Sam Lucente**, San Francisco, CA (US); **Randall W. Martin**, The Woodlands, TX (US)

(73) Assignee: **Hewlett-Packard Development Company, L.P.**, Houston, TX (US)

(**) Term: **14 Years**

(21) Appl. No.: **29/207,065**

(22) Filed: **Jun. 7, 2004**

(51) **LOC (8) Cl.** **14-02**

(52) **U.S. Cl.** **D14/343**

(58) **Field of Search** D14/341-346,
D14/138; D18/1, 2, 7; 341/22, 23; 345/156,
168, 169, 172, 173, 87; 349/12; 361/680-686

(56) **References Cited**

U.S. PATENT DOCUMENTS

D456,804 S * 5/2002 Fisher et al. D14/341

6,388,877 B1 * 5/2002 Canova et al. 361/686
D467,890 S * 12/2002 Lai et al. D14/138
D477,597 S * 7/2003 Laverick et al. D14/346
D479,527 S * 9/2003 Eigenstetter et al. D14/346
D483,359 S * 12/2003 Lin et al. D14/343

* cited by examiner

Primary Examiner—Freda S. Nunn
(74) *Attorney, Agent, or Firm*—Lloyd E. Dakin, Jr.


(57) **CLAIM**

The ornamental design for a handheld computer, as shown and described.

DESCRIPTION

FIG. 1 is a perspective view of a handheld computer showing the new design;
FIG. 2 is a front elevation view thereof;
FIG. 3 is a rear elevation view thereof;
FIG. 4 is a left side elevation view thereof;
FIG. 5 is a right side elevation view thereof;
FIG. 6 is a top plan view thereof; and,
FIG. 7 is a bottom plan view thereof.

1 Claim, 3 Drawing Sheets






FIG. 1

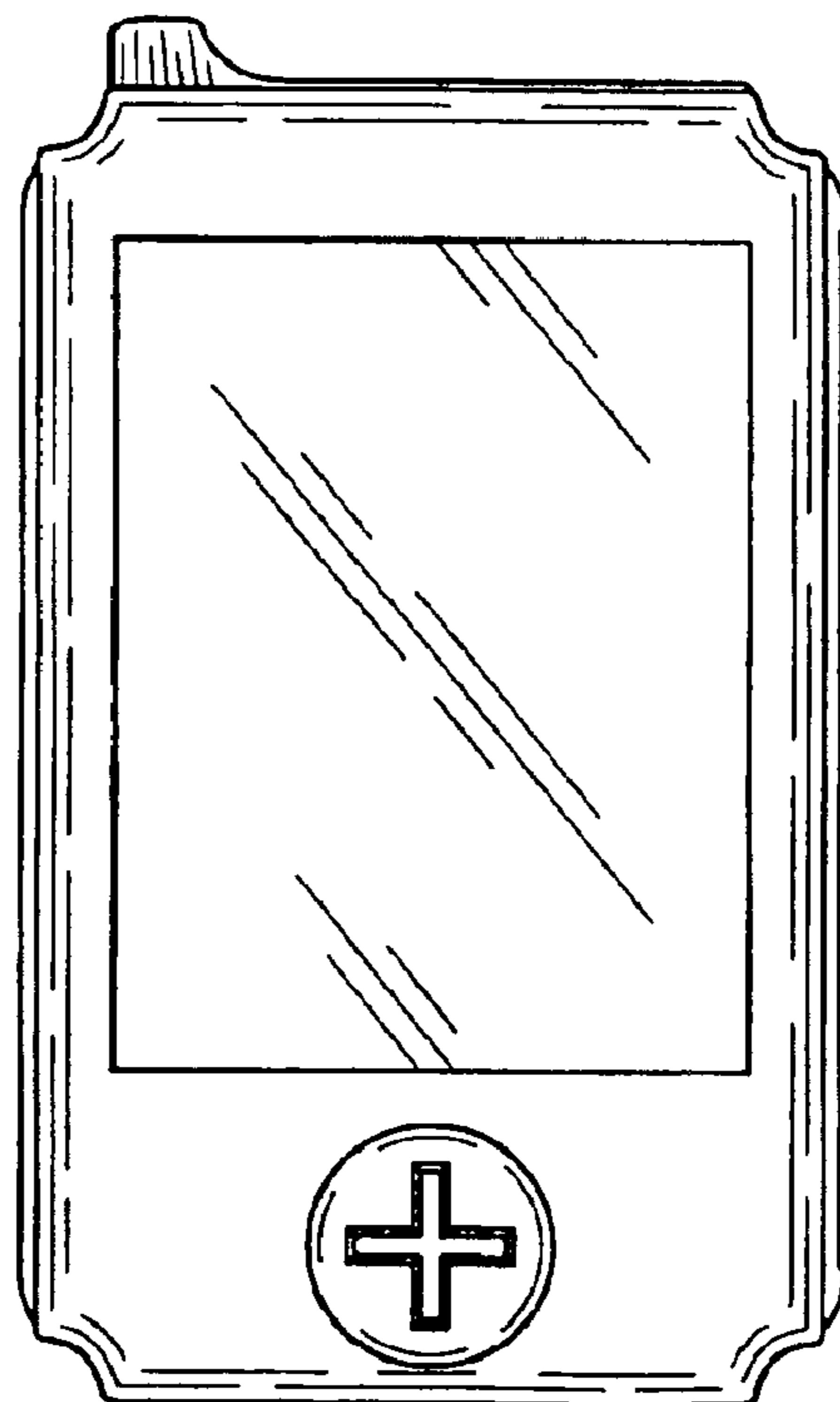


FIG. 2




FIG. 3



FIG. 4



FIG. 5




FIG. 6




FIG. 7