

US00D507263S

(12) **United States Design Patent** (10) **Patent No.:** **US D507,263 S**  
**Narita** (45) **Date of Patent:** **\*\* Jul. 12, 2005**

(54) **ADAPTER**

(75) Inventor: **Hisanori Narita**, Tokyo (JP)

(73) Assignee: **Sony Corporation**, Tokyo (JP)

(\*\*) Term: **14 Years**

(21) Appl. No.: **29/193,128**

(22) Filed: **Nov. 5, 2003**

(51) **LOC (8) Cl.** ..... **14-03**

(52) **U.S. Cl.** ..... **D14/240**

(58) **Field of Search** ..... D14/140, 149,  
D14/142, 150, 240, 251, 409, 358, 155,  
432; 379/426, 449, 93.14, 93.15, 26, 427,  
441, 424, 443, 422; 455/569, 570; D10/107

(56) **References Cited**

**U.S. PATENT DOCUMENTS**

D286,285 S	*	10/1986	Danielson et al. ....	D14/149
D345,357 S	*	3/1994	Kim .....	D14/150
D362,004 S	*	9/1995	Nakano et al. ....	D14/253
D382,567 S	*	8/1997	Westfall .....	D14/240
D413,886 S	*	9/1999	Fitzgerald .....	D14/149
D415,153 S	*	10/1999	Fitzgerald .....	D14/150
D423,002 S	*	4/2000	Pedersen .....	D14/149
D426,532 S	*	6/2000	Fitzgerald .....	D14/149
D457,869 S		5/2002	Narita	
D460,431 S		7/2002	Narita	
D493,441 S	*	7/2004	Sabick et al. ....	D14/149

**OTHER PUBLICATIONS**

Web page “ATT-TA5 WH/GY” <http://www.audio-technica.co.jp/products/telacc/att-ta5.html>, 2 sheets, Kabushiki Kaisha Audio-technica (Sep. 2003).

Web page “A20/A20J” <http://www.sse.co.jp/headset/tel/product/bottom-a20.html>, 1 sheet, Sumisho Electronics Co., Ltd. (Sep. 2003).

Web page “S10”, <http://www.headset.co.jp/order/S10.html>, 1 sheet, Sumisho Electronics Co., Ltd. (Sep. 2003).

Web page “M12” <http://www.sse.co.jp/headset/tel/product/bottom-m12.html>, 1 sheet, Sumisho Electronics Co., Ltd. (Sep. 2003).

Web page “MX10” <http://www.sse.co.jp/headset/tel/product/bottom-mx10.html>, 1 sheet, Sumisho Electronics Co., Ltd. (Sep. 2003).

Web page “EN-JN” <http://www.sse.co.jp/headset/tel/product/set-en-jn.html>, 1 sheet, Sumisho Electronics Co., Ltd. (Sep. 2003).

Web page “EN-J” <http://www.headset.co.jp/order/EN-J.html>, 1 sheet, Sumisho Electronics Co., Ltd. (Sep. 2003).

Web page “S21” <http://www.headset.co.jp/order/S21.html>, 1 sheet, Sumisho Electronics Co., Ltd. (Sep. 2003).

Web page “BE-SW01” <http://www.headset.co.jp/order/BE-SW01.html>, 1 sheet, Sumisho Electronics Co., Ltd. (Sep. 2003).

Web page “BE-SW01R” <http://www.headset.co.jp/order/BE-SW01R.html>, 1 sheet, Sumisho Electronics Co., Ltd. (Sep. 2003).

Web page “hands free headset TE-01” <http://www.int-connect.com/headset/>, 3 sheets, Kabushiki Kaisha Inter Connect (Sep. 2003).

Web page “TE-01 NEW” <http://www.suntecjp.com/goods.html>, 4 sheets, Suntec Co., Ltd. (Sep. 2003).

Web page “Sony eCatalog, TL-A10” <http://www.ecat.sony.co.jp/avacc/telacc/acc/index.cfm?PD=1973&KM=TL-A10>, 1 sheet, Sony (Sep. 2003).

Web page “SoundStation Intelligent terminal Adapter” [http://www.polycom.com/products\\_services/0\\_1816,pw-181-3607,00.html](http://www.polycom.com/products_services/0_1816,pw-181-3607,00.html), 1 sheet, Polycom Inc. (Sep. 2003).

\* cited by examiner

*Primary Examiner*—Charles A. Rademaker

(74) *Attorney, Agent, or Firm*—Rader, Fishman & Grauer PLLC

(57) **CLAIM**

The ornamental design for an adapter, as shown.

**DESCRIPTION**

FIG. 1 is a perspective view of an adapter showing my new design;

FIG. 2 is a front elevational view thereof;

FIG. 3 is a rear elevational view thereof;


FIG. 4 is a left side elevational view thereof;

FIG. 5 is a right side elevational view thereof;

FIG. 6 is a top plan view thereof; and,

FIG. 7 is a bottom plan view thereof.

**1 Claim, 4 Drawing Sheets**






Fig. 1




Fig. 2




Fig. 3

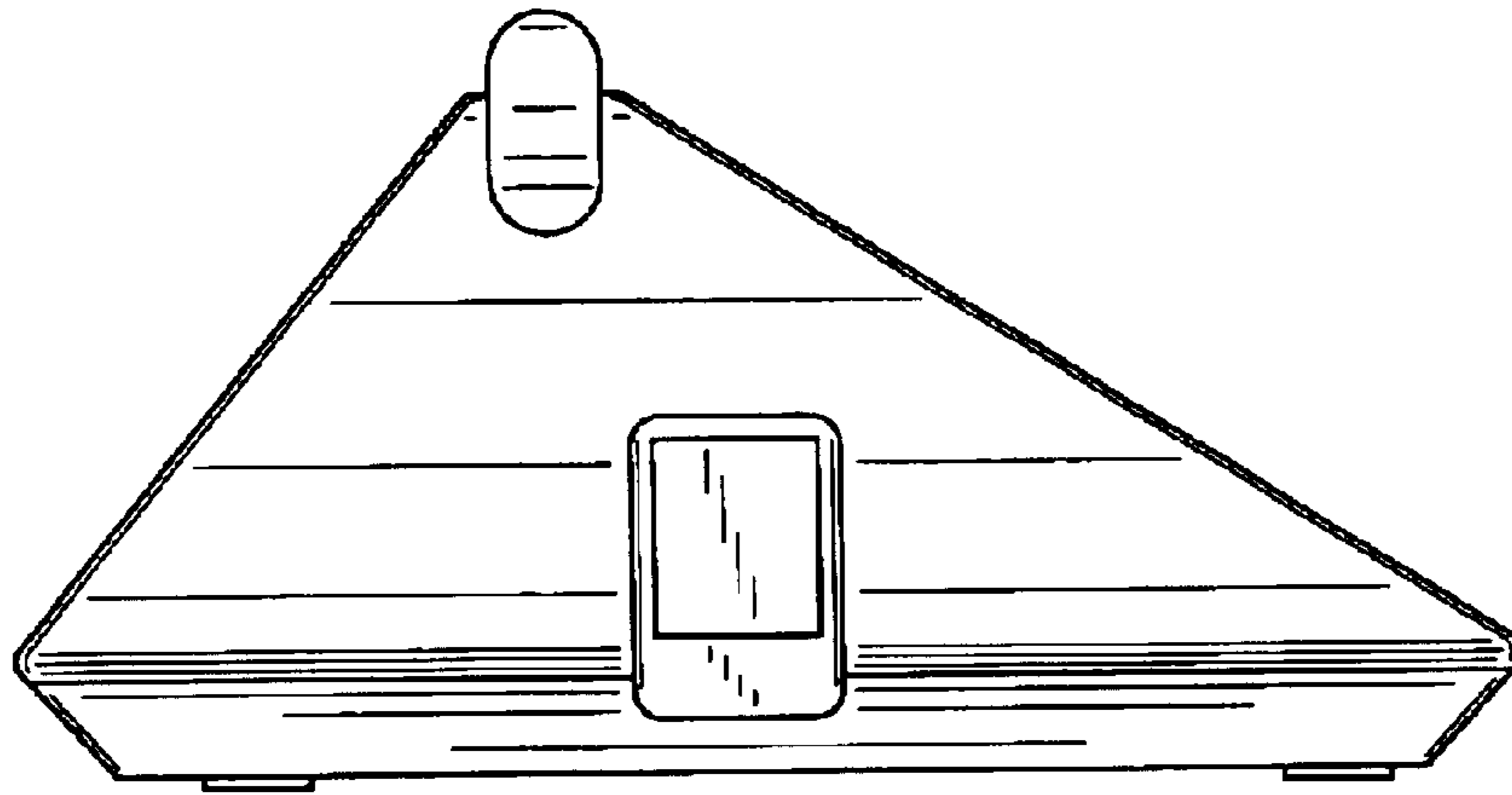


Fig. 4

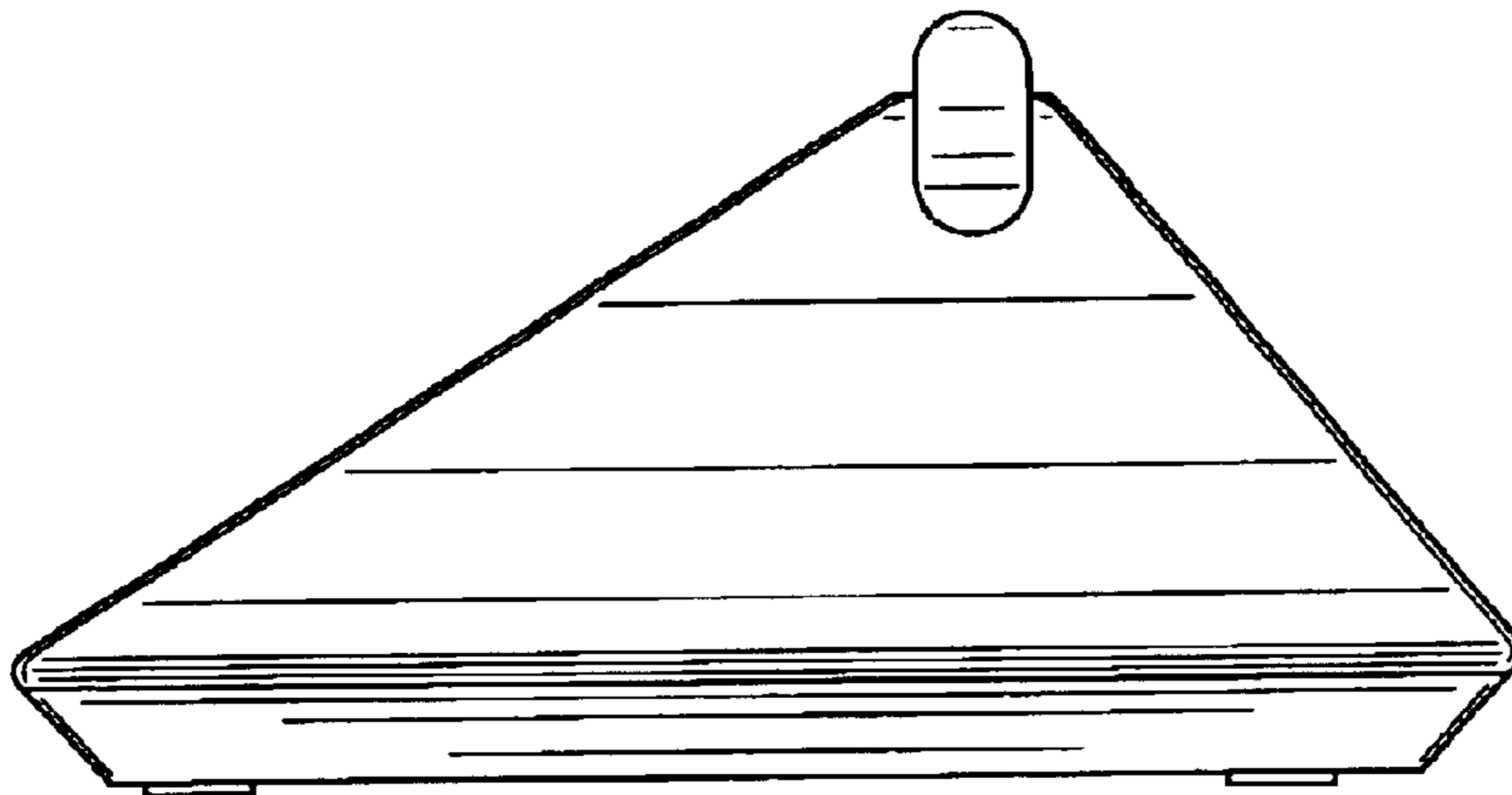


Fig. 5




Fig. 6

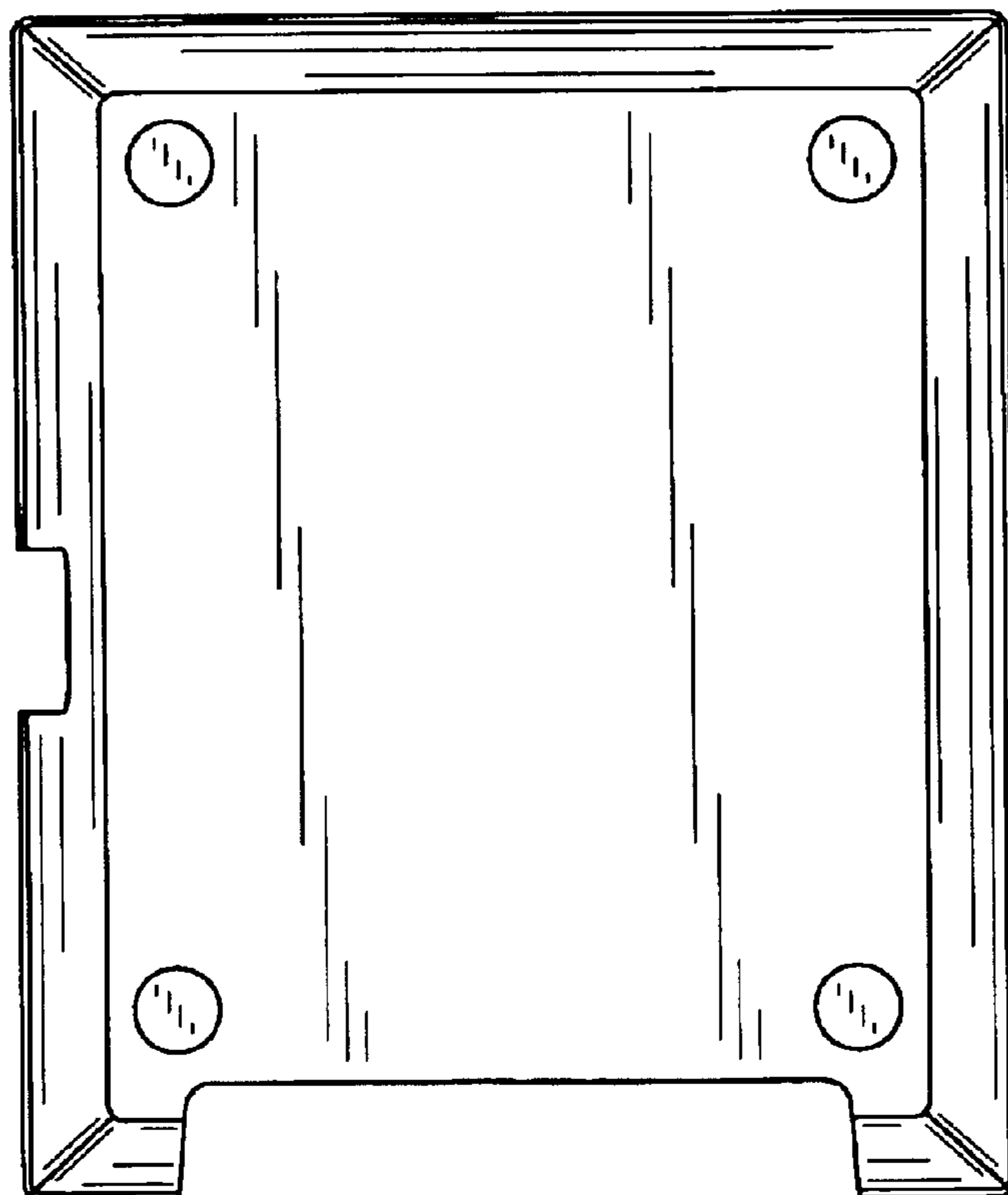


Fig. 7