

US00D507237S

(12) **United States Design Patent**
Gregory

(10) **Patent No.:** **US D507,237 S**

(45) **Date of Patent:** **** Jul. 12, 2005**

(54) **MODIFIED POWER STRIP**

(76) **Inventor:** **Randy E. Gregory**, 6537 Navion Dr.,
Citrus Height, CA (US) 95621

(**) **Term:** **14 Years**

(21) **Appl. No.:** **29/211,422**

(22) **Filed:** **Aug. 17, 2004**

(51) **LOC (8) Cl.** **13-03**

(52) **U.S. Cl.** **D13/139.8**

(58) **Field of Search** D13/137.1-139.8,
D13/124, 160, 162, 164, 178; 361/118,
119; 439/106-108, 188, 535, 650-654

(56) **References Cited**

U.S. PATENT DOCUMENTS

D279,979 S	*	8/1985	Kovacik et al.	D13/139.8
D285,435 S	*	9/1986	Hoehne	D13/139.8
D290,835 S	*	7/1987	Lovett et al.	D13/139.8
D300,922 S	*	5/1989	Schwartz	D13/139.8
D304,324 S	*	10/1989	Lovett et al.	D13/139.8
4,930,047 A	*	5/1990	Peterson	361/736
D356,544 S	*	3/1995	Fladung	D13/139.8
D381,316 S		7/1997	Yu		

D400,505 S	*	11/1998	Yu	D13/139.6
D402,963 S	*	12/1998	Parshad	D13/139.6
D411,169 S	*	6/1999	West	D13/139.8
D460,416 S	*	7/2002	Stekelenburg	D13/139.6
6,443,772 B1		9/2002	Chen		
D489,685 S	*	5/2004	Yu	D13/139.8

* cited by examiner

Primary Examiner—Alan P. Douglas

Assistant Examiner—Rosemary Tarcza

(74) *Attorney, Agent, or Firm*—Mark A. Crossley; Crossley Patent Law

(57) **CLAIM**

The ornamental design for a modified power strip, as shown and described.

DESCRIPTION

FIG. 1 is a top view of my invention showing my new design;

FIG. 2 is a bottom view of my invention;

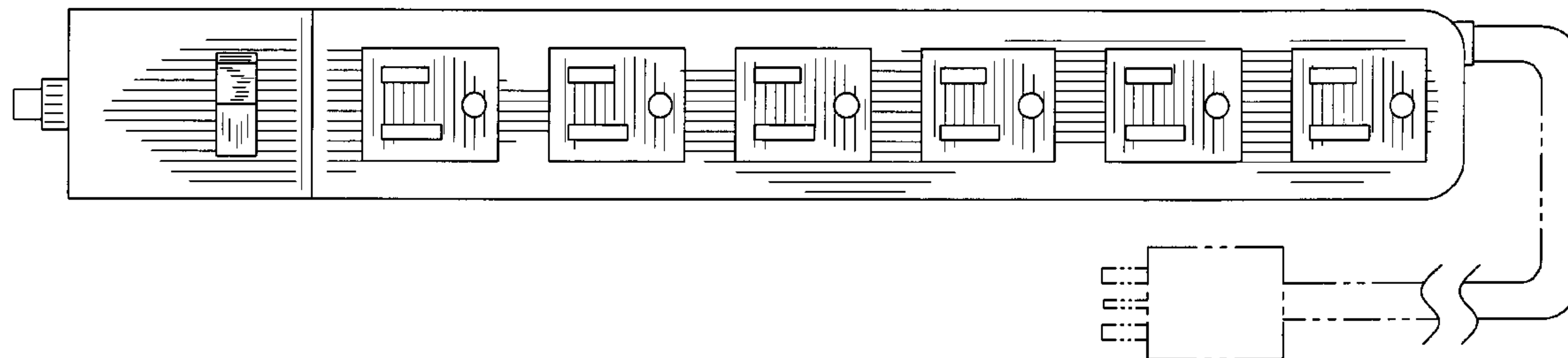
FIG. 3 is a right side view of FIG. 1;

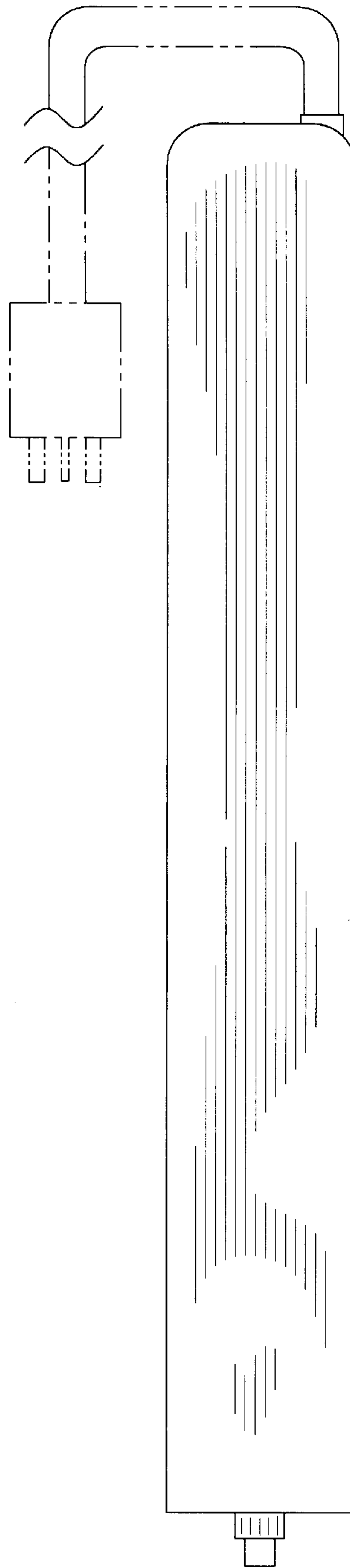
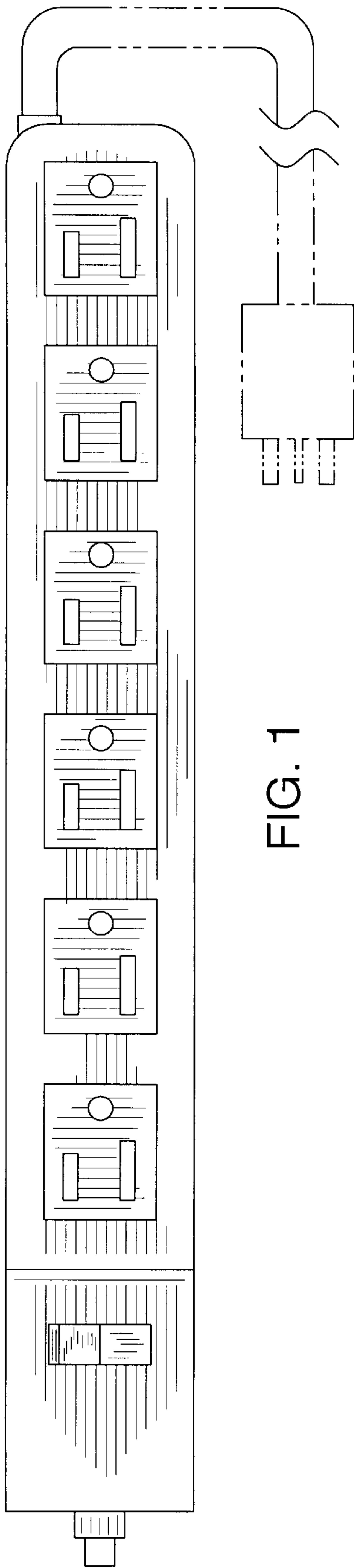
FIG. 4 is a left side view of FIG. 1;

FIG. 5 is an end view; and,

FIG. 6 is an opposite end view of FIG. 5.

1 Claim, 3 Drawing Sheets





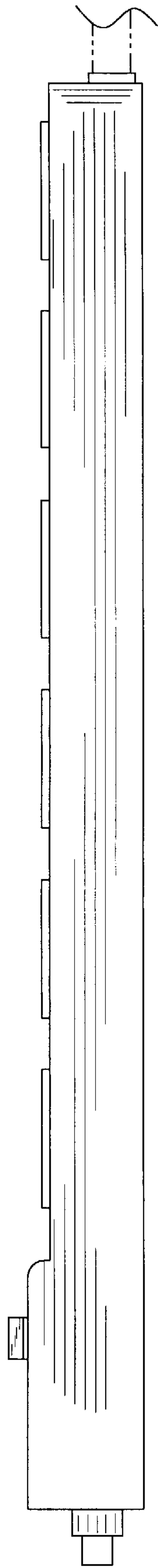


FIG. 3

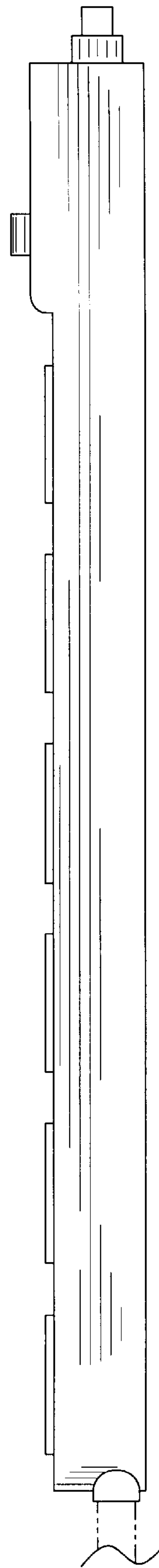


FIG. 4




FIG. 5

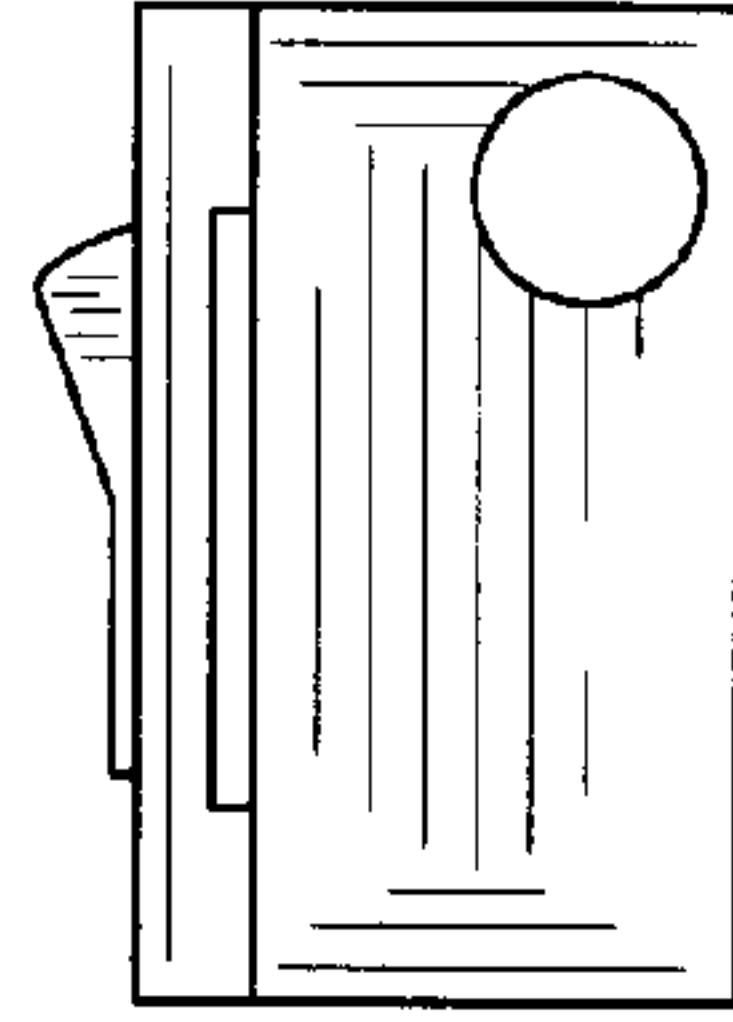


FIG. 6