

US00D507230S

(12) **United States Design Patent** (10) **Patent No.:** **US D507,230 S**
Bucaccio et al. (45) **Date of Patent:** **** Jul. 12, 2005**

(54) **SELECTED ELEMENTS OF A FRONT PORTION OF A PERSONAL WATERCRAFT**

D343,160 S 1/1994 LaPointe
D399,182 S 10/1998 Lapointe et al.
D444,761 S 7/2001 Momoi et al.
D464,015 S * 10/2002 Bucaccio et al. D12/307
D465,192 S * 11/2002 Bucaccio et al. D12/307

(75) Inventors: **Tom Bucaccio**, Grant, FL (US); **Jason Baldas**, Warren, MI (US); **Shannon Cassell**, Palm Bay, FL (US)

OTHER PUBLICATIONS

(73) Assignee: **Bombardier Recreational Products Inc.**, Montreal (CA)

Bombardier Sea-Doo 1999, Product Brochure, Everybody's Doin'it.

(**) Term: **14 Years**

* cited by examiner

(21) Appl. No.: **29/187,052**

Primary Examiner—Lisa Lichtenstein
(74) *Attorney, Agent, or Firm*—BRP Legal Services

(22) Filed: **Jul. 28, 2003**

(57) **CLAIM**

Related U.S. Application Data

The ornamental design for selected elements of a front portion of a personal watercraft, as shown and described.

(60) Division of application No. 29/164,678, filed on Jul. 29, 2002, which is a continuation-in-part of application No. 29/152,735, filed on Dec. 28, 2001, now Pat. No. Des. 465,192, which is a continuation-in-part of application No. 29/128,818, filed on Sep. 1, 2000, now Pat. No. Des. 464,015.

DESCRIPTION

(51) **LOC (8) Cl.** **12-06**
(52) **U.S. Cl.** **D12/317**
(58) **Field of Search** D12/300-317;
114/270, 271, 55.5, 55.54, 55.57

FIG. 1 is a perspective view of selected elements of a front portion of a personal watercraft showing our new design, the perspective being taken from the front starboard side thereof;

(56) **References Cited**

U.S. PATENT DOCUMENTS

D325,556 S 4/1992 LaPointe
D340,221 S 10/1993 Krieger et al.

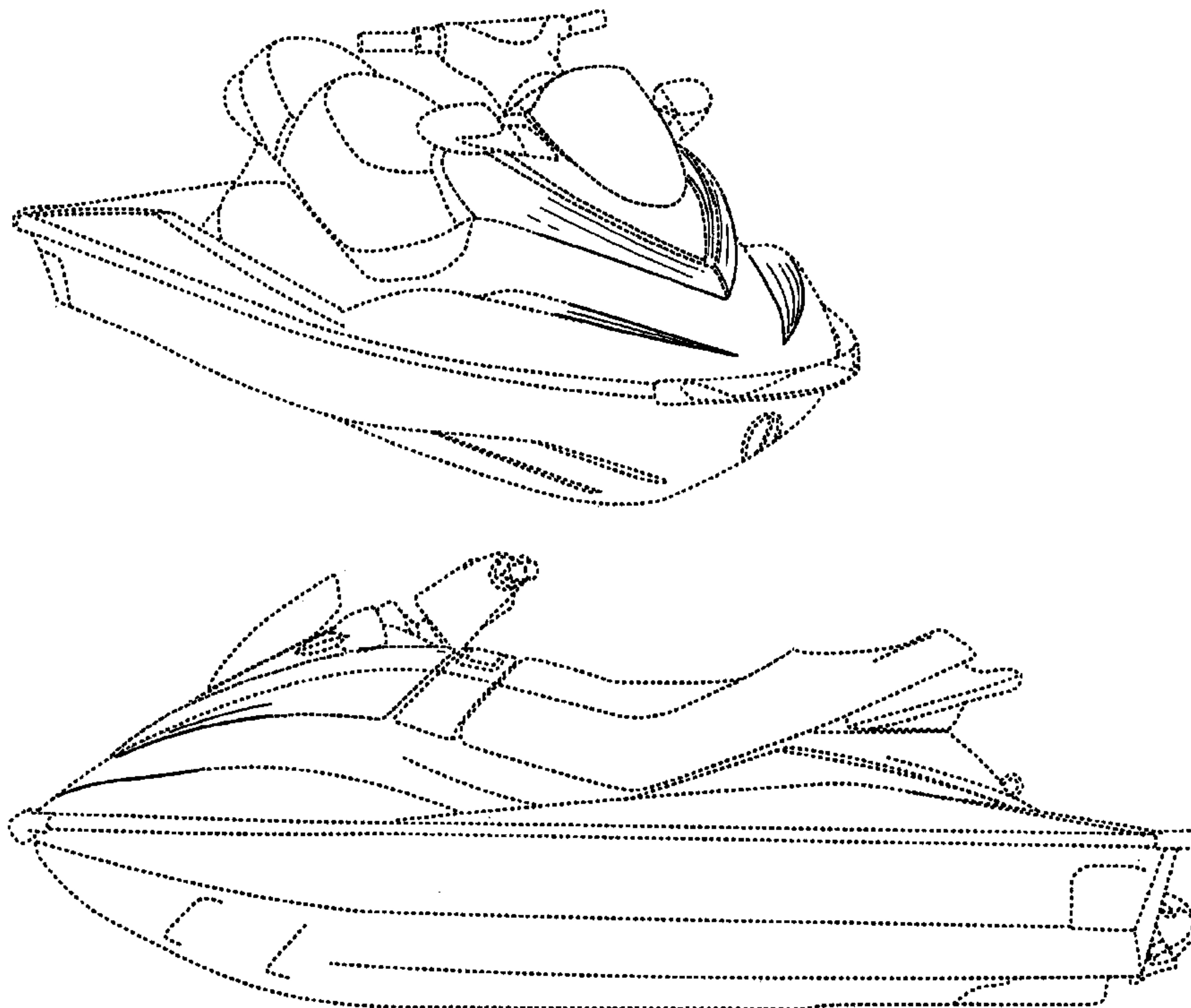
FIG. 2 is a port side elevational view thereof, the starboard side being a mirror image thereof;

FIG. 3 is an elevational bow view thereof; and,

FIG. 4 is a top plan view thereof.

Throughout FIGS. 1-4, the broken line showing of structure is for illustrative purposes only and forms no part of the claimed design.

1 Claim, 4 Drawing Sheets



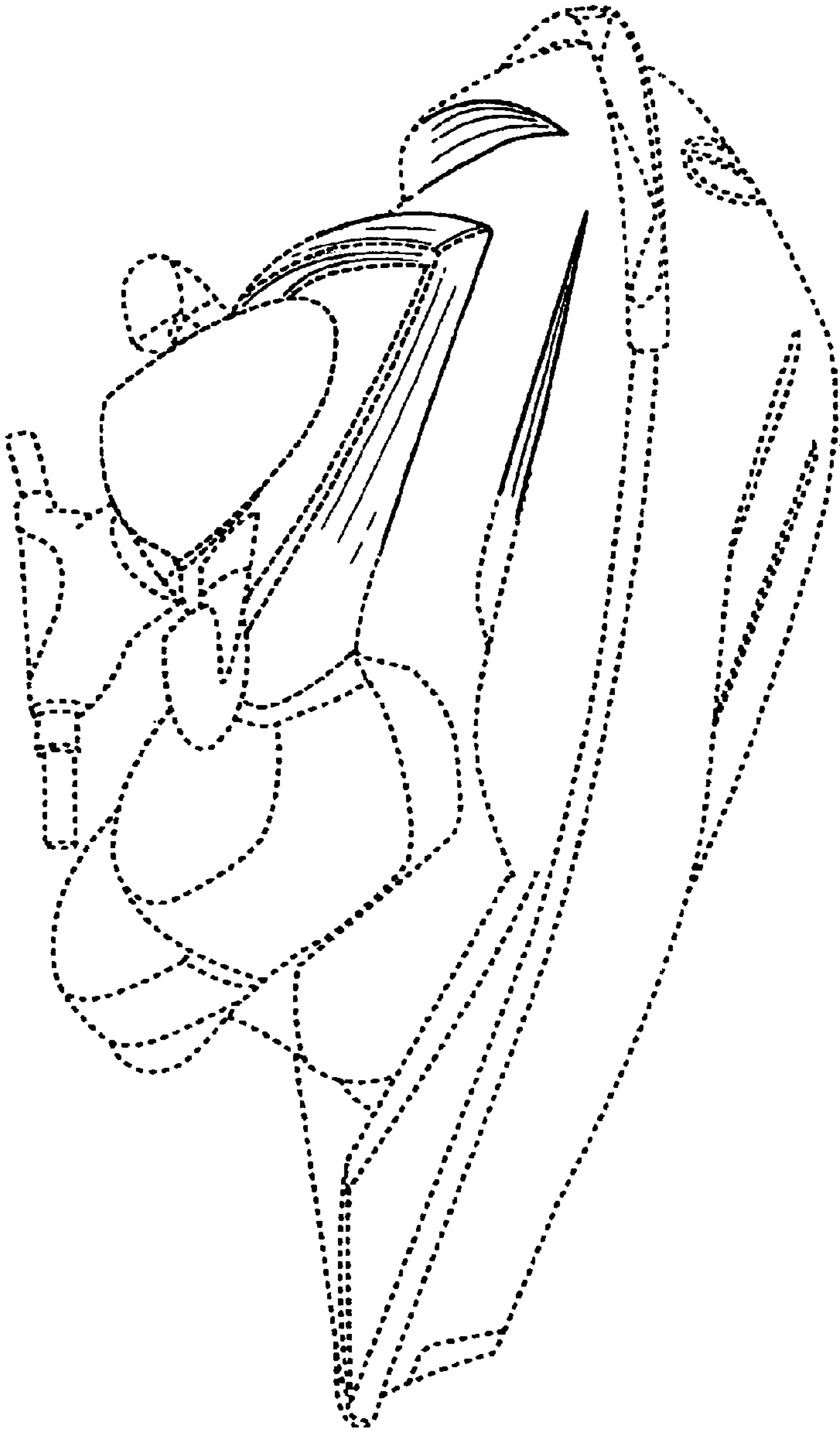


FIG. 1

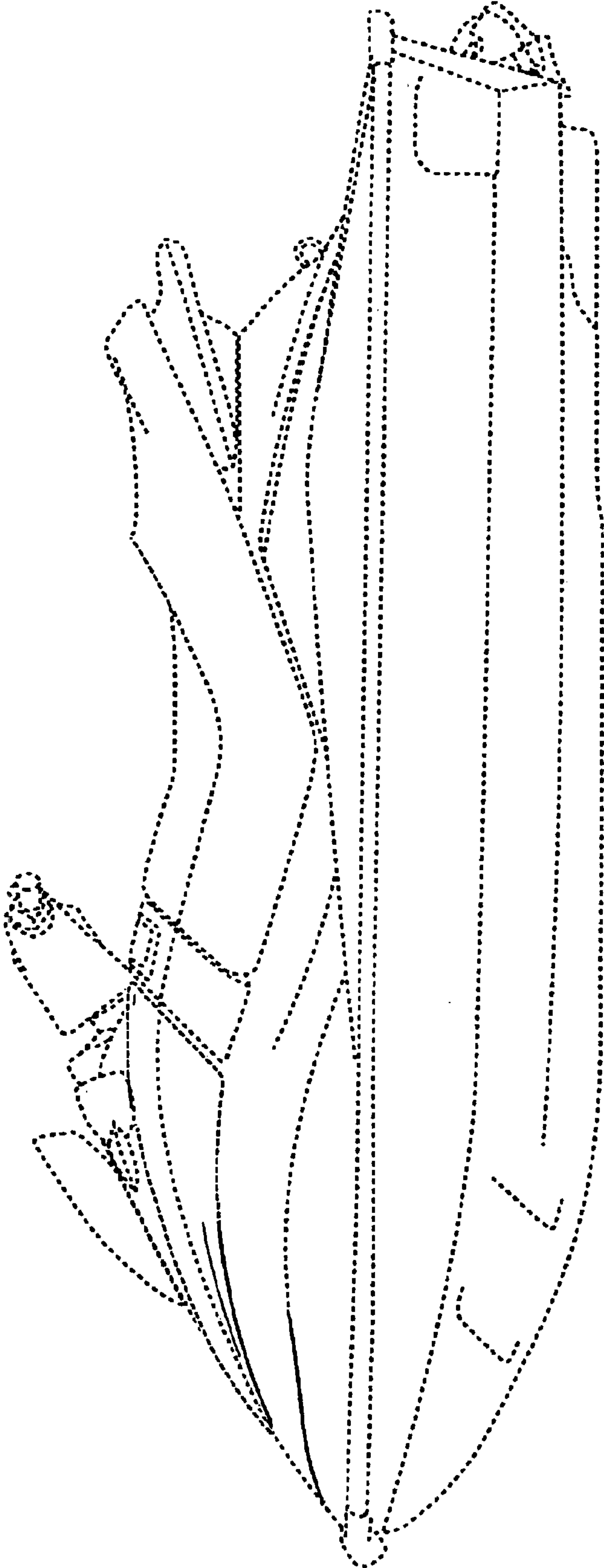


FIG. 2

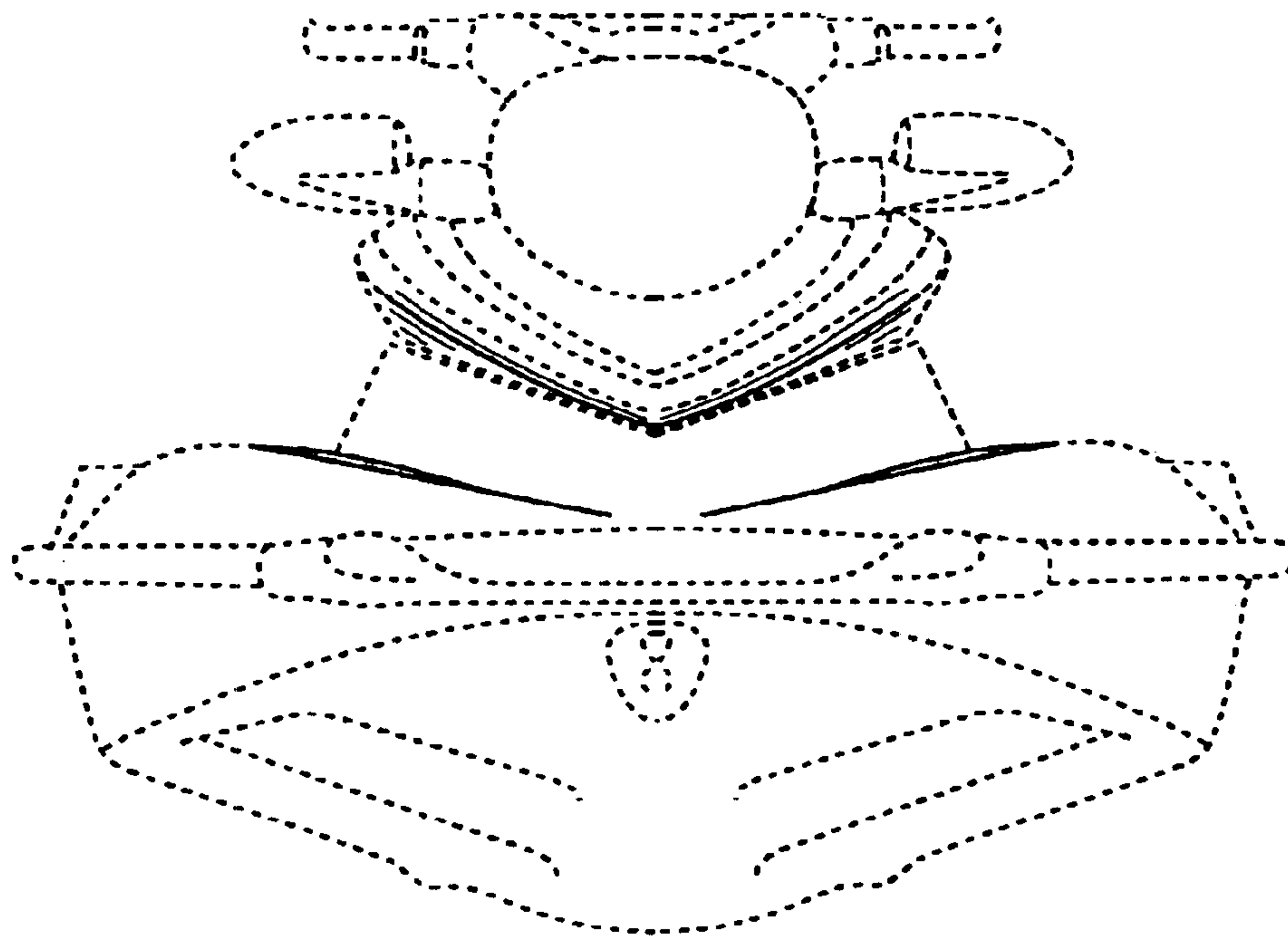


FIG. 3

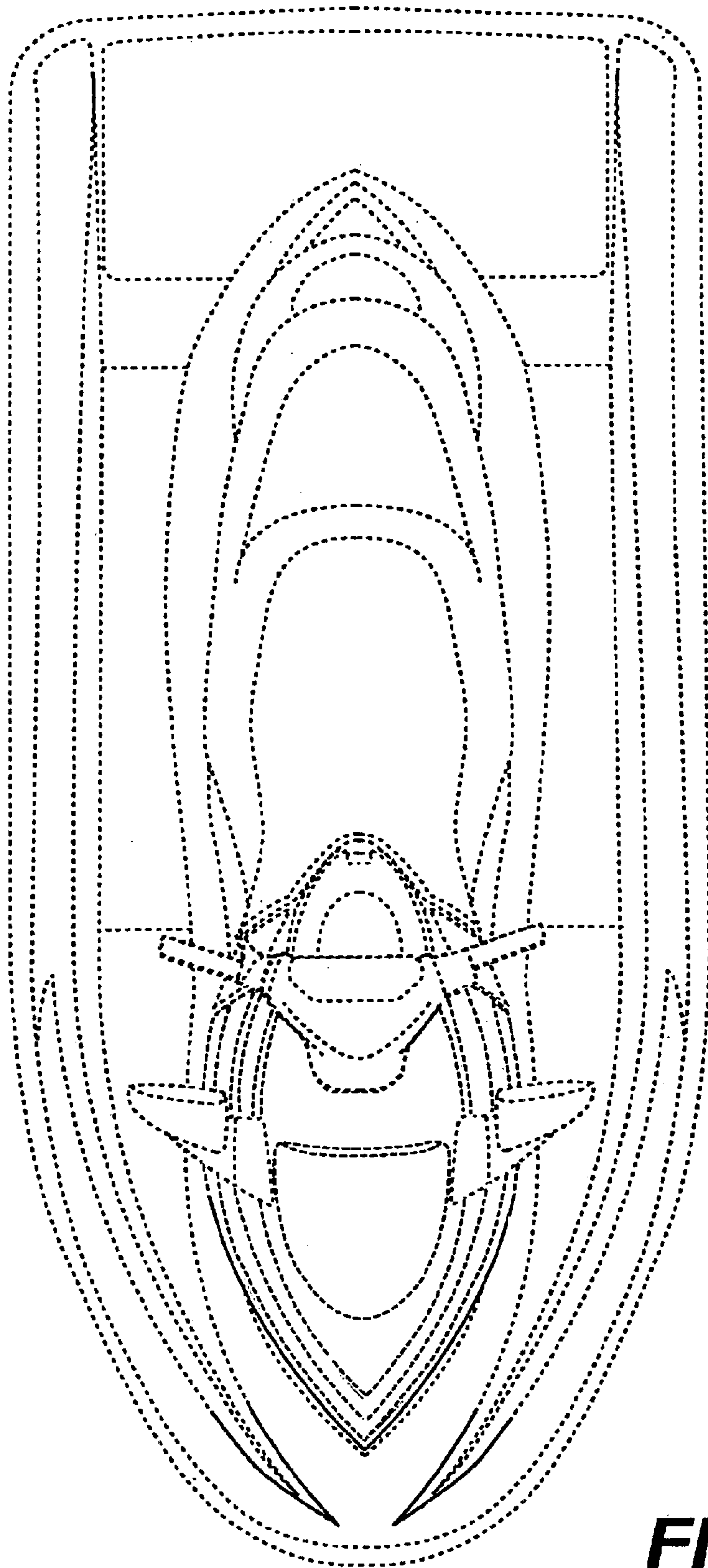


FIG. 4