

US00D507191S

(12) **United States Design Patent**  
**Li**

(10) **Patent No.:** **US D507,191 S**  
(45) **Date of Patent:** **\*\* Jul. 12, 2005**

(54) **CUSTOMIZABLE WATCH**

D491,818 S \* 6/2004 Chodat ..... D10/32

(75) **Inventor:** **Xuan Li**, 6121 Lockridge Dr., Granite Bay, CA (US) 95746

\* cited by examiner

*Primary Examiner*—Nelson C. Holtje

(73) **Assignee:** **Xuan Li**, Granite Bay, CA (US)

(57) **CLAIM**

(\*\*) **Term:** **14 Years**

The ornamental design for a customizable watch, as shown and described.

(21) **Appl. No.:** **29/211,888**

(22) **Filed:** **Aug. 23, 2004**

**DESCRIPTION**

(51) **LOC (8) Cl.** ..... **10-02**

FIG. 1 is a 3 dimension view of a customizable watch showing my new design;

(52) **U.S. Cl.** ..... **D10/31; D10/32**

FIG. 2 is a front view thereof;

(58) **Field of Search** ..... D10/1-39, 122-132;

FIG. 3 is a rear view thereof; and,

368/276-277, 223, 281-282, 228-229,

FIG. 4 is a right side elevational view thereof, the left side being a mirror image thereto.

285, 239-242, 28-30, 41-44; D11/3-25;

224/164, 168, 178; 63/1.1, 3, 5

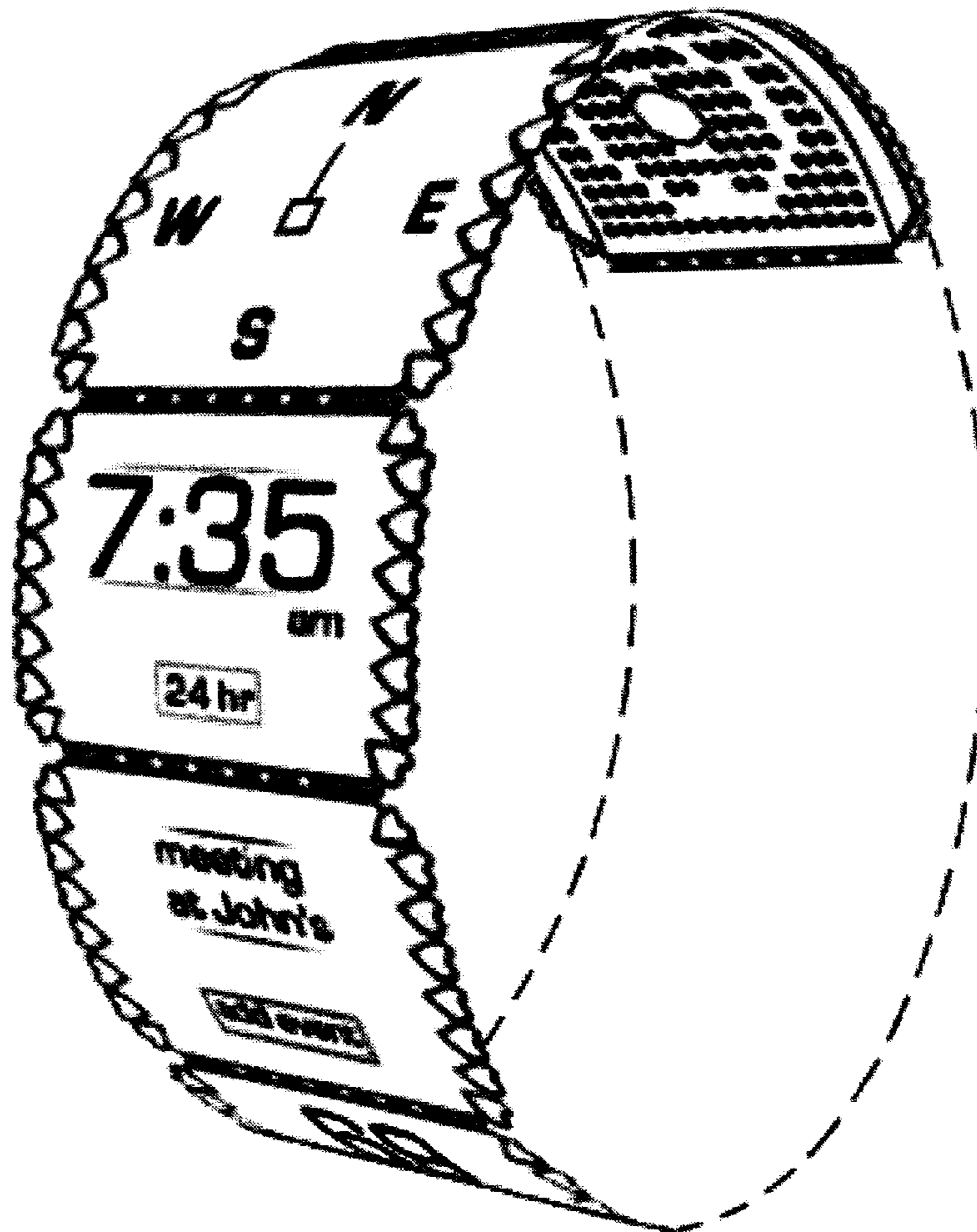
The broken line showings of other segments are for illustrative purposes only and form no part of the claimed design.

(56) **References Cited**

**U.S. PATENT DOCUMENTS**

D455,083 S \* 4/2002 Wieck ..... D10/32

**1 Claim, 2 Drawing Sheets**



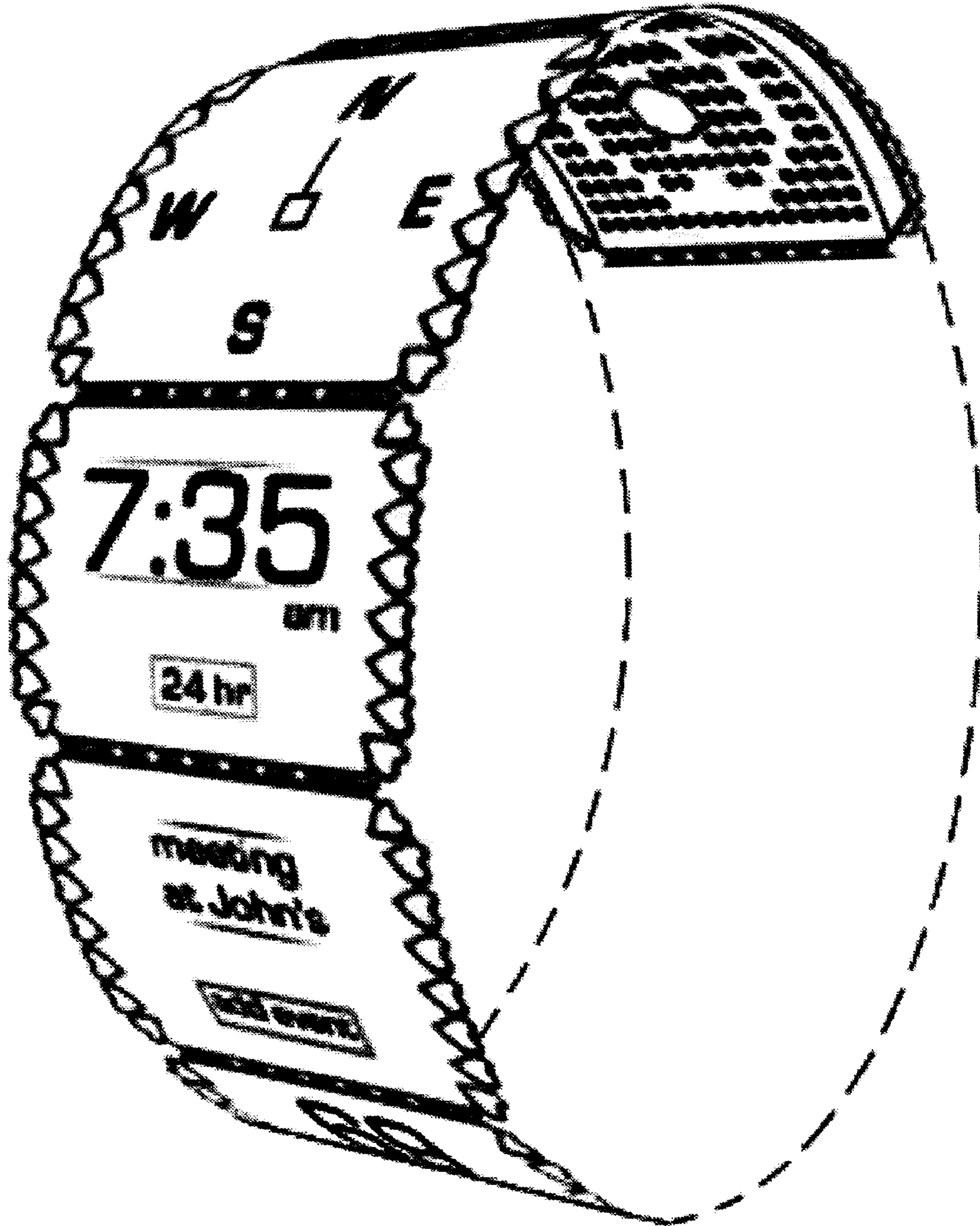


Fig 1




Fig 2




Fig 3



Fig 4