

US00D507182S

(12) **United States Design Patent**  
**Maddy**

(10) **Patent No.:** **US D507,182 S**  
(45) **Date of Patent:** **\*\* Jul. 12, 2005**

(54) **COMBINED BOTTLE AND CAP**

(75) **Inventor:** **Timothy P. Maddy**, Dallas, TX (US)

(73) **Assignee:** **Mary Kay Inc.**, Addison, TX (US)

(\*\*) **Term:** **14 Years**

(21) **Appl. No.:** **29/190,642**

(22) **Filed:** **Sep. 24, 2003**

(51) **LOC (8) Cl.** ..... **09-01**

(52) **U.S. Cl.** ..... **D9/504; D9/689**

(58) **Field of Search** ..... **D9/500, 503-504, D9/516, 549, 686, 688-692, 445, 454, 521, 529, 449, 558; D4/116; 215/371, 381; 222/215, 206**

(56) **References Cited**

**U.S. PATENT DOCUMENTS**

D221,794 S	*	9/1971	Appel et al. ....	D9/504 X
D267,629 S	*	1/1983	Hasegawa et al. ....	D9/504
D329,983 S	*	10/1992	Griffin et al. ....	D9/504
D350,899 S	*	9/1994	Vasas .....	D28/76
D357,412 S	*	4/1995	Vasas .....	D9/503
D368,425 S	*	4/1996	Newell .....	D9/689
D375,675 S	*	11/1996	Luzzi et al. ....	D9/689
D375,895 S	*	11/1996	Miller .....	D9/691
D412,276 S	*	7/1999	Arslanian .....	D9/546
D426,768 S	*	6/2000	Gattineri .....	D9/690
6,095,378 A	*	8/2000	Potts et al. ....	222/402.1
D430,804 S	*	9/2000	Bulsink .....	D9/543
D438,098 S	*	2/2001	Krunas .....	D9/691
D438,785 S	*	3/2001	Baron .....	D9/689
D445,328 S	*	7/2001	Boussiquet et al. ....	D9/691
D457,062 S	*	5/2002	Lloyd .....	D9/504

**FOREIGN PATENT DOCUMENTS**

GB	2017727	*	3/1993
GB	2037178	*	6/1994
GB	2058476	*	12/1996
GB	2082556	*	7/1999

\* cited by examiner

*Primary Examiner*—Carol Rademaker

(74) *Attorney, Agent, or Firm*—Fulbrigh & Jaworski LLP

(57) **CLAIM**

The ornamental design for a combined bottle and cap, as shown and described.

**DESCRIPTION**

FIG. 1 is a front view of a combined bottle and cap showing a first embodiment of my new design, the left, right, and back views being identical.

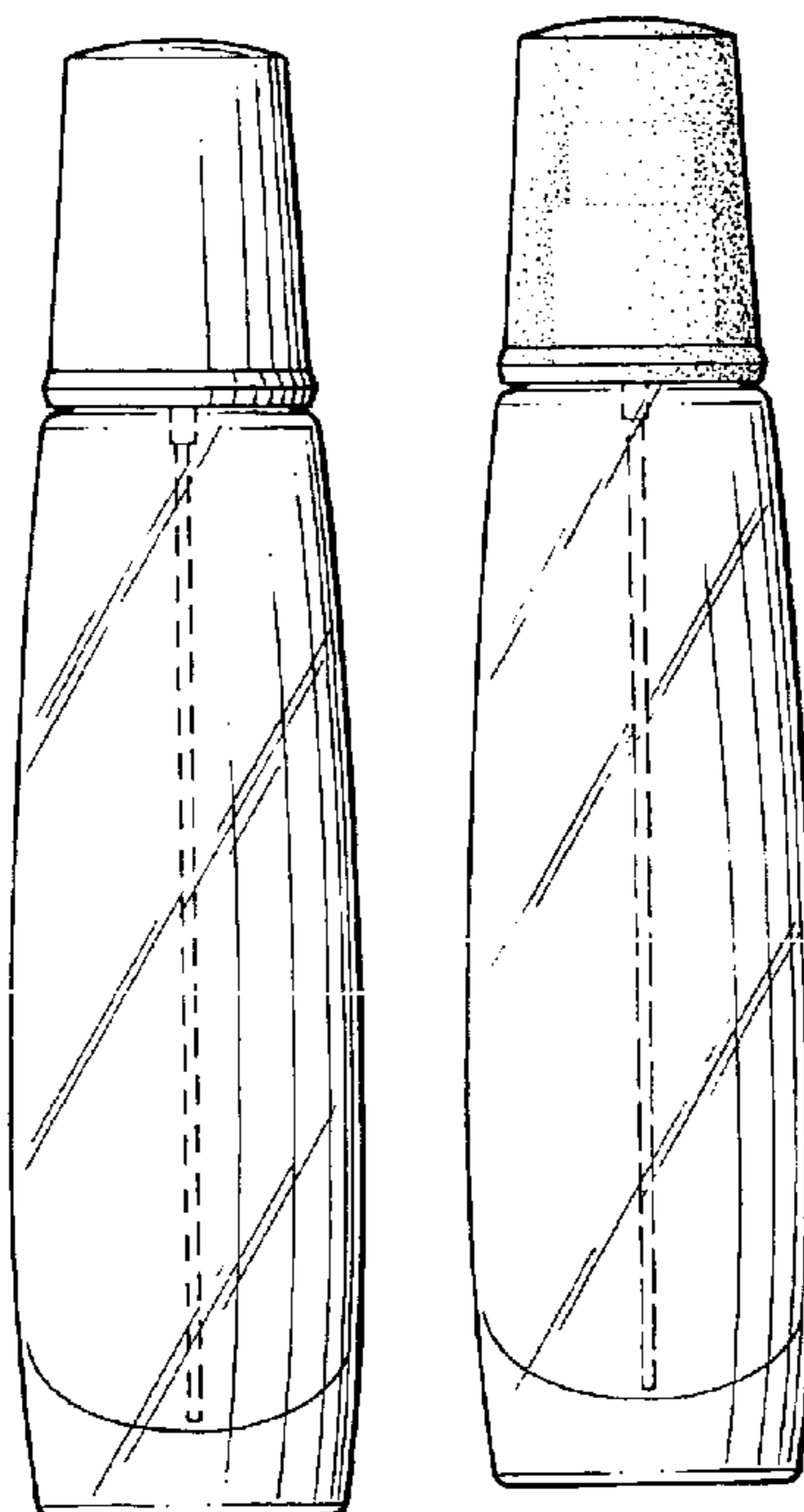
FIG. 2 is a top view of the embodiment shown in FIG. 1.

FIG. 3 is a front view of a combined bottle and cap showing a second embodiment of my new design, the left, right, and back views being identical, and the only difference with the first embodiment being the appearance of the cap, which is frosted in the second embodiment; and,

FIG. 4 is a top view of the embodiment shown in FIG. 3.

The dashed lines in FIGS. 1 and 3 represent environmental structure and form no part of the claimed design. The bottom of the combined bottle and cap, and all other surface(s) or portion(s) of the combined bottle and cap not shown in the figures or otherwise described in the specification form no part of the claimed design.

**1 Claim, 2 Drawing Sheets**



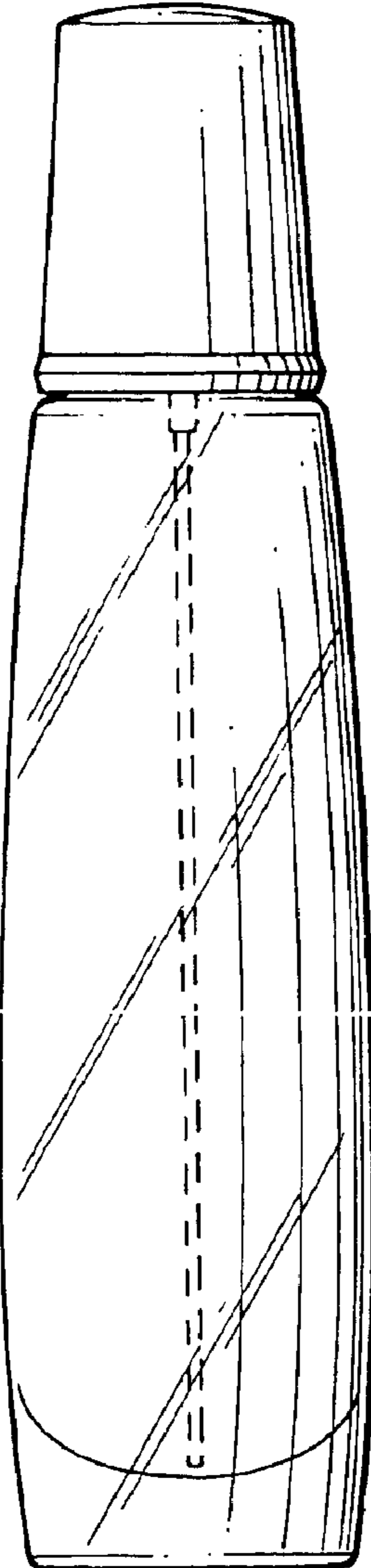


FIG. 1

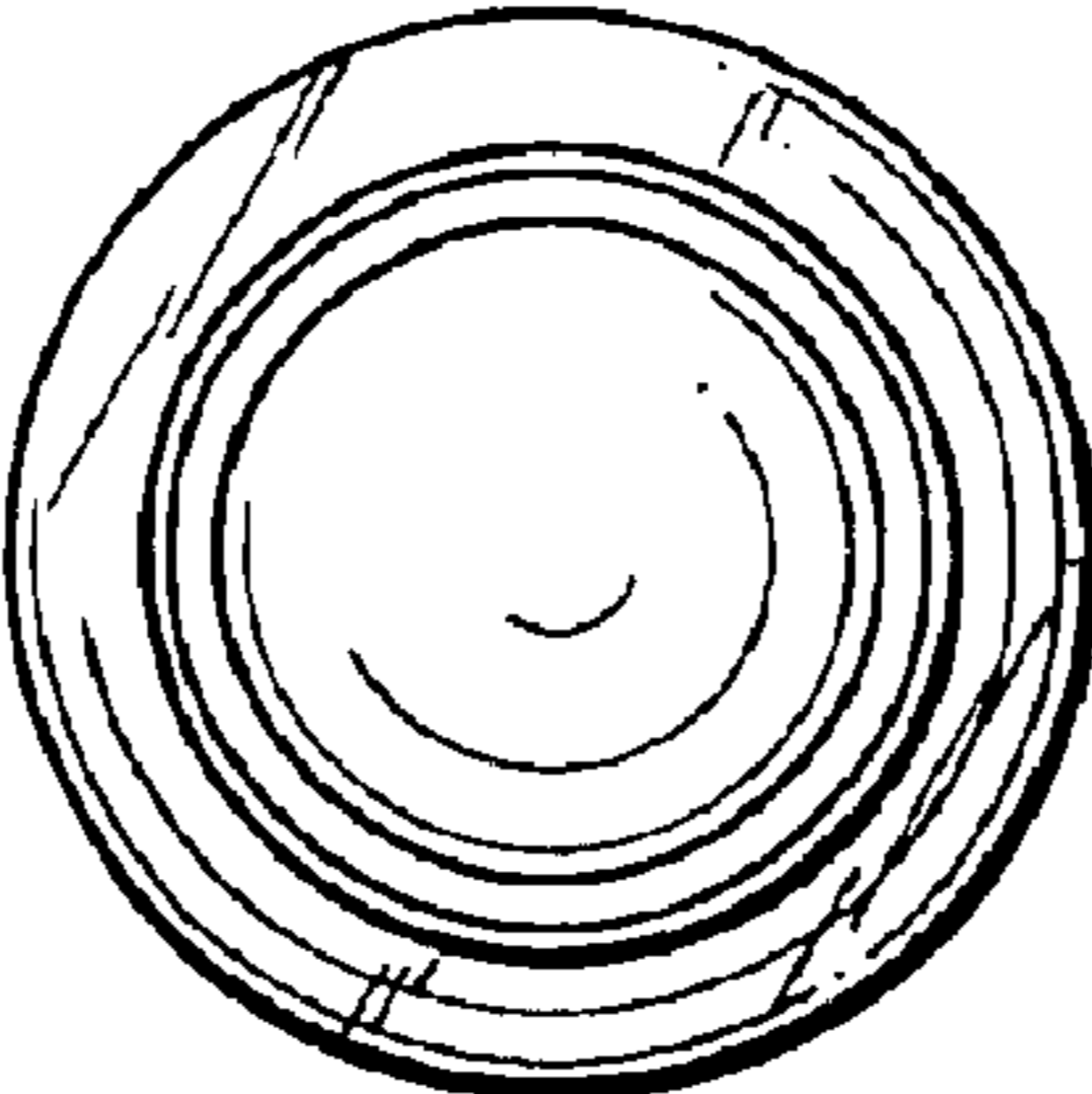


FIG. 2




FIG. 3

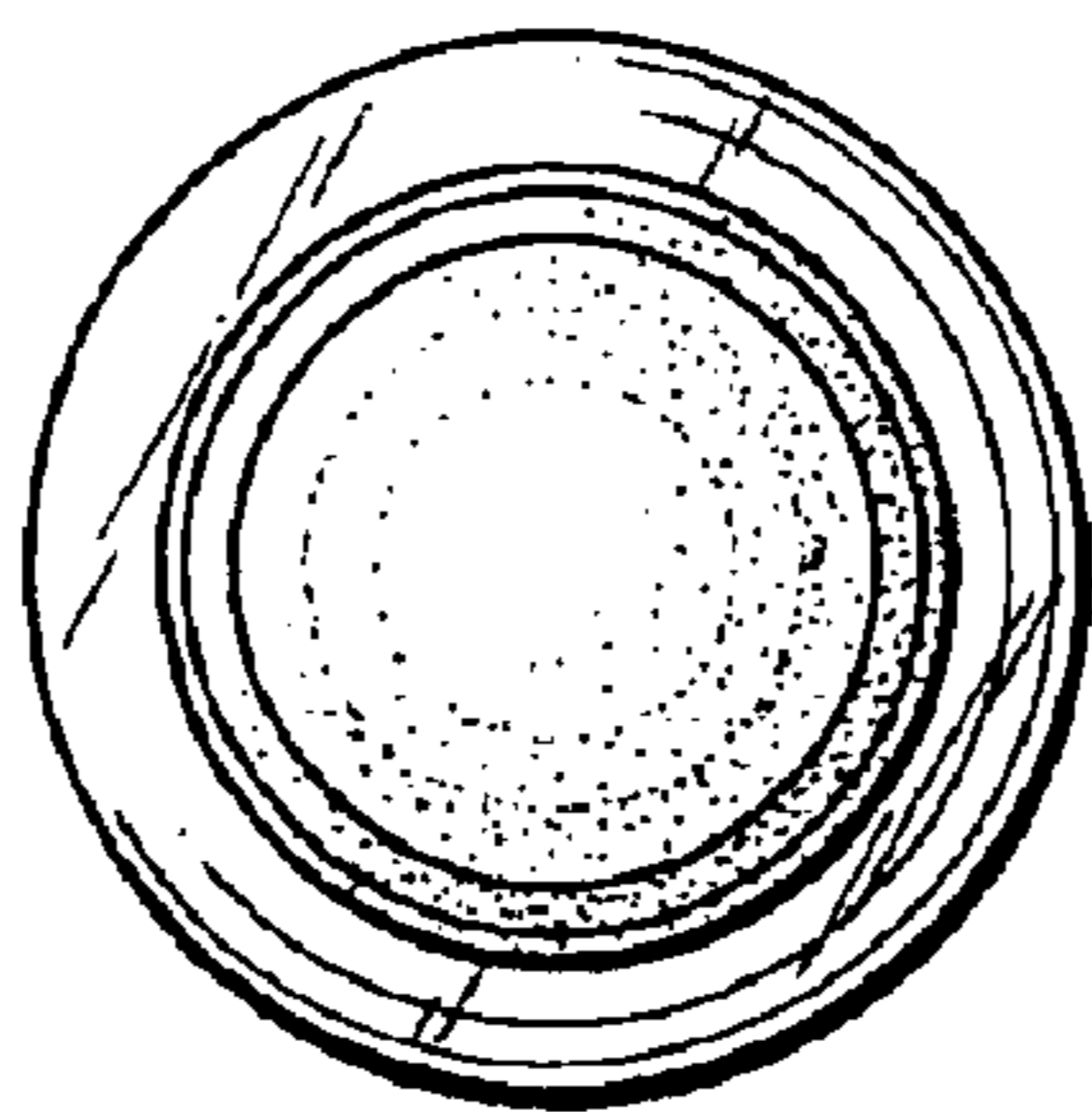


FIG. 4