

US00D507169S

(12) **United States Design Patent**  
**Gilbert**

(10) **Patent No.:** **US D507,169 S**  
(45) **Date of Patent:** **\*\* Jul. 12, 2005**

(54) **HANDLE**  
(75) Inventor: **Christopher Jon Gilbert**, Moreland Hills, OH (US)  
(73) Assignee: **Moen Incorporated**, North Olmsted, OH (US)  
(\*\*) Term: **14 Years**  
(21) Appl. No.: **29/209,703**  
(22) Filed: **Jul. 20, 2004**  
(51) **LOC (8) Cl.** ..... **08-06**  
(52) **U.S. Cl.** ..... **D8/318; D23/252**  
(58) **Field of Search** ..... D8/300, 301, 302-311, D8/107, 158, DIG. 2, 3, 313-323, 330-338; D6/522, 546; D23/250-257, 238, 242, 262, 212; 292/347; 16/436, 110.1, 903; 4/234, 246.1, 248

D433,736 S 11/2000 Lord  
D433,738 S 11/2000 Lord  
D434,113 S 11/2000 Lord  
D434,120 S 11/2000 Lord  
D442,672 S 5/2001 Lord  
D443,679 S 6/2001 Lord  
D443,911 S 6/2001 Lord  
D443,918 S 6/2001 Lord  
D443,919 S 6/2001 Lord  
D444,213 S 6/2001 Lord  
D444,853 S 7/2001 Lord  
D444,854 S 7/2001 Lord  
D458,829 S 6/2002 Zoerner  
D459,791 S 7/2002 Yegyayan  
D460,807 S 7/2002 Singtoroj  
D465,832 S 11/2002 Singtoroj  
D466,986 S 12/2002 Singtoroj et al.  
D467,646 S 12/2002 Panis et al.  
D479,311 S 9/2003 Veltz

**OTHER PUBLICATIONS**

Kitchen and Bath Sourcebook, 1996-97, pp. 20-30.\*

\* cited by examiner

*Primary Examiner*—Prabhakar Deshmukh  
*Assistant Examiner*—Jean E. McCormick  
(74) *Attorney, Agent, or Firm*—Calfee, Halter & Griswold, LLP

(56) **References Cited**

**U.S. PATENT DOCUMENTS**

D280,009 S 8/1985 Miller et al.  
D285,106 S 8/1986 Yost  
D287,163 S 12/1986 Piesco  
D290,738 S 7/1987 Hill et al.  
D300,719 S \* 4/1989 Rhoades et al. .... D8/308  
D302,849 S 8/1989 Kohler, Jr. et al.  
D329,009 S \* 9/1992 Marques ..... D8/308  
D345,901 S \* 4/1994 Fojtasek et al. .... D8/308  
D355,578 S 2/1995 Mark et al.  
D357,305 S 4/1995 Fabian  
D365,384 S 12/1995 Robbins  
D378,231 S 2/1997 Dubin  
D378,984 S 4/1997 Carsello  
D385,620 S 10/1997 Hundley et al.  
D385,954 S 11/1997 Hundley et al.  
D385,955 S \* 11/1997 Hundley et al. .... D23/252  
D391,342 S 2/1998 Donahue et al.  
D398,376 S \* 9/1998 Hundley et al. .... D23/252  
D398,377 S \* 9/1998 Hundley et al. .... D23/252  
D406,321 S \* 3/1999 Hundley et al. .... D23/252  
D429,521 S 8/2000 Doughty et al.

(57) **CLAIM**

The ornamental design for a handle, as shown and described.

**DESCRIPTION**

FIG. 1 is a perspective view of a handle of the new design; FIG. 2 is a side view of the handle of FIG. 1; FIG. 3 is a back view of the handle of FIG. 1; FIG. 4 is a top view of the handle of FIG. 1; FIG. 5 is a side view of the handle of FIG. 1; FIG. 6 is a front view of the handle of FIG. 1; and, FIG. 7 is a bottom view of the handle of FIG. 1. The portions of the Figures shown in phantom lines are not part of the claimed design but are for illustration only.

**1 Claim, 2 Drawing Sheets**






FIG. 1

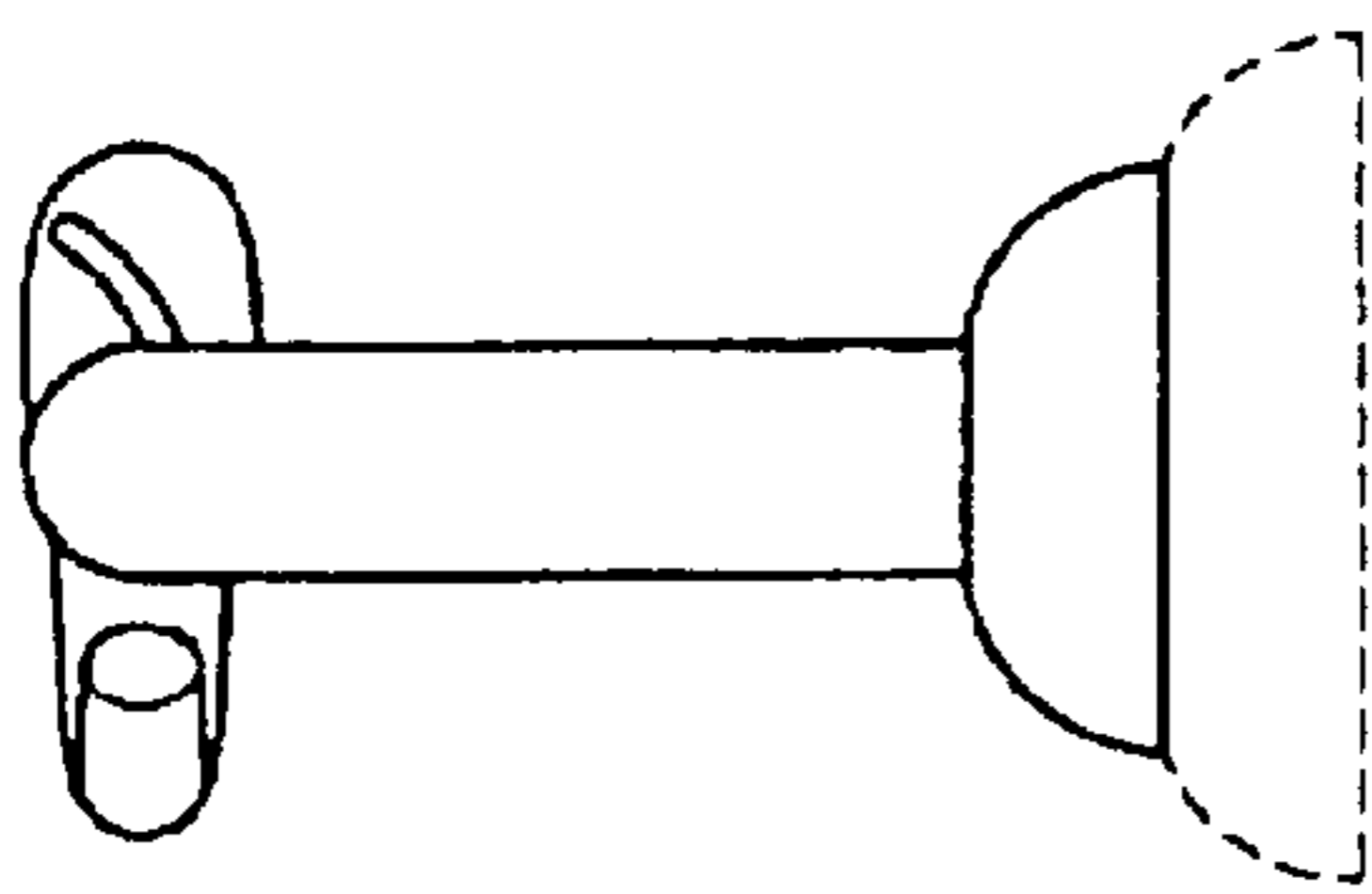


FIG. 2

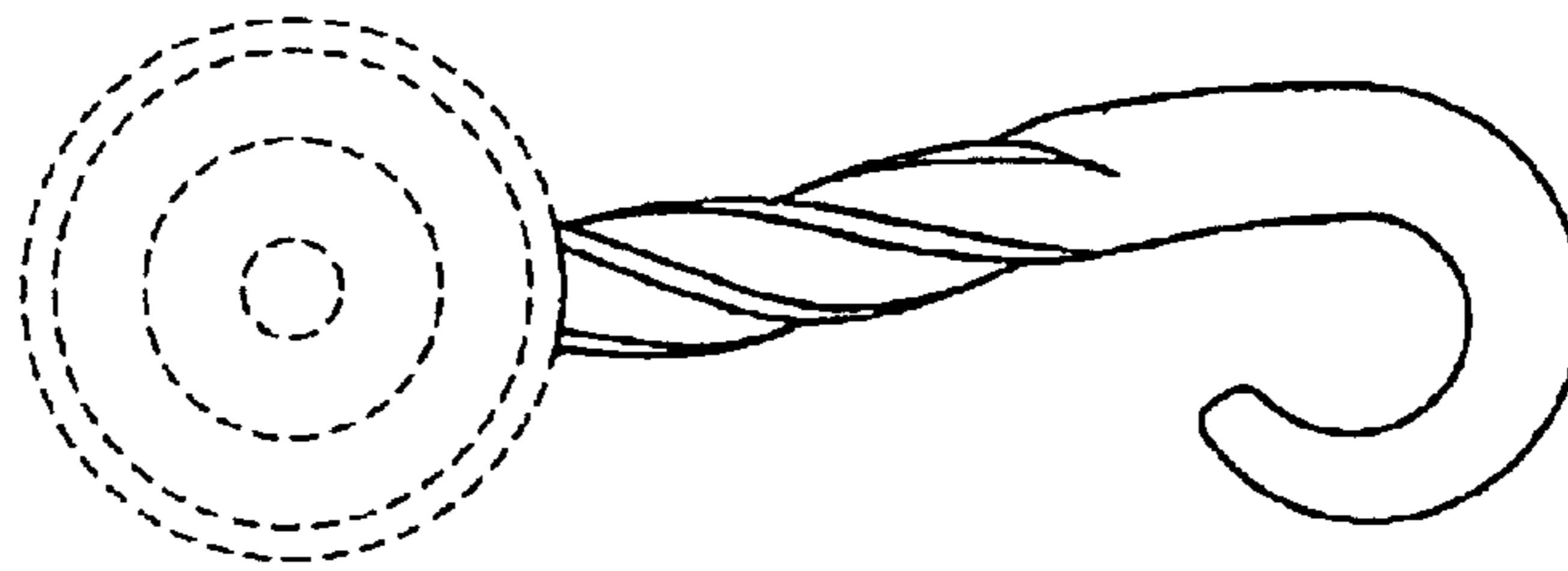


FIG. 3

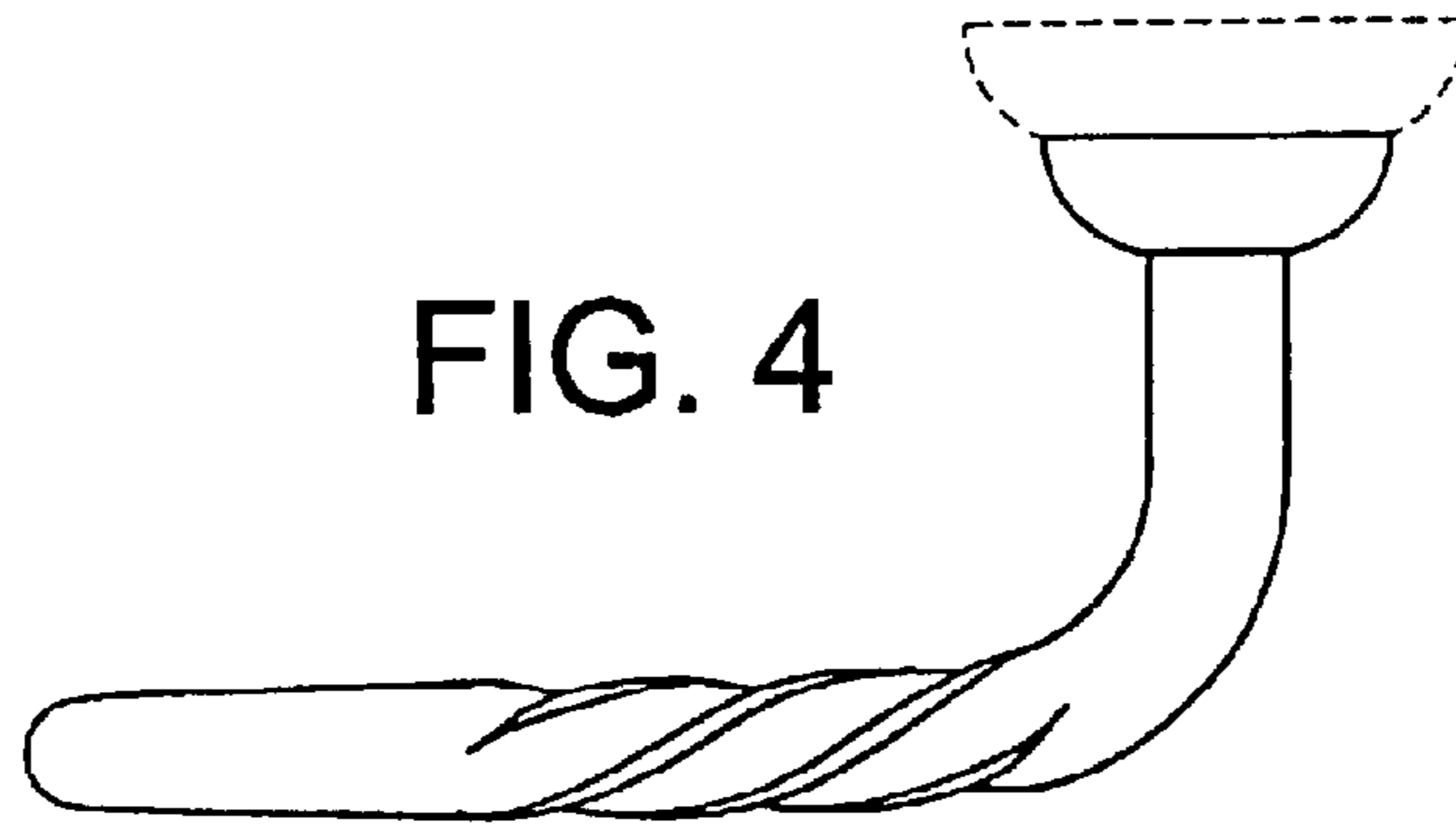


FIG. 4

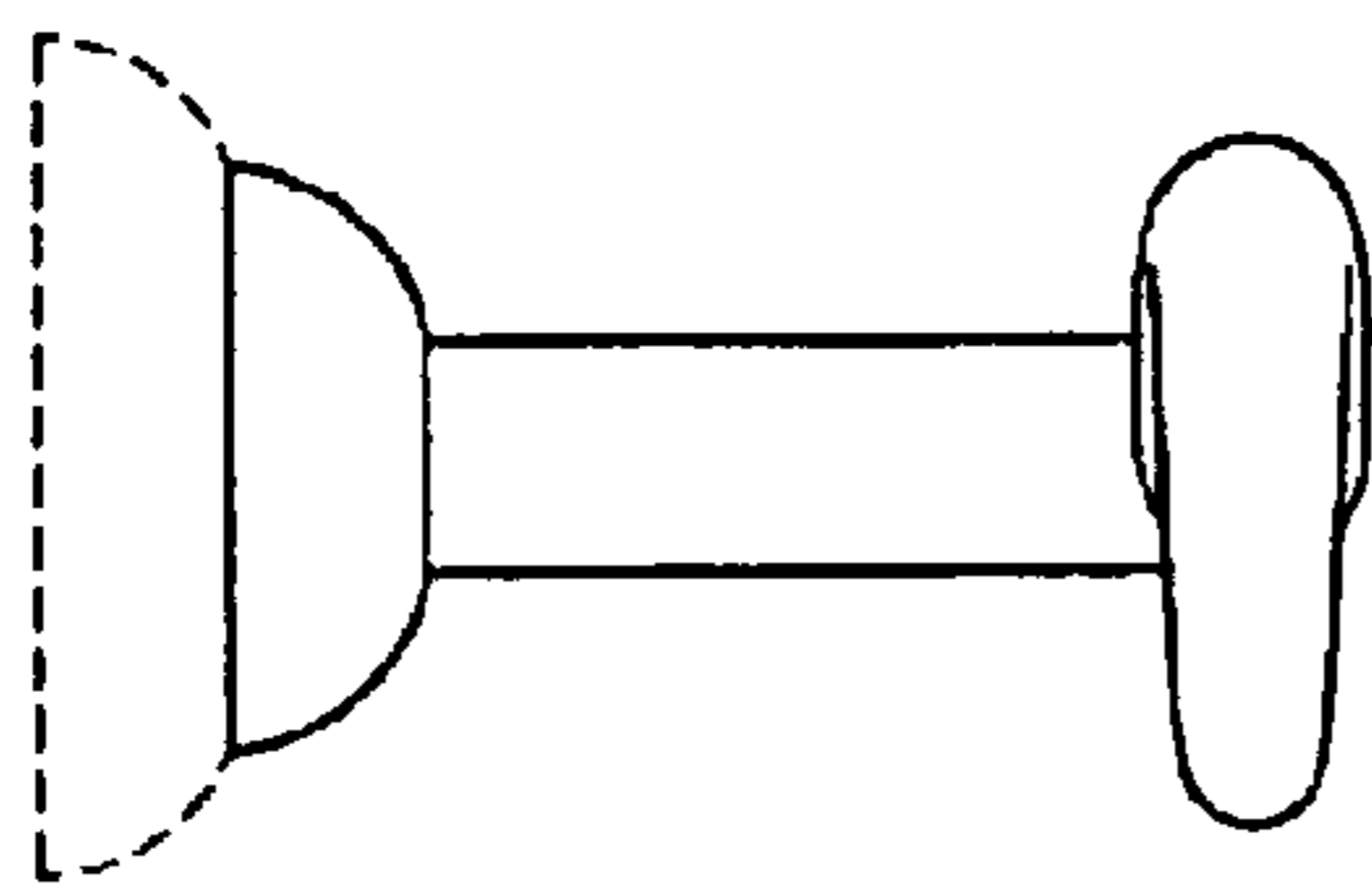


FIG. 5




FIG. 6

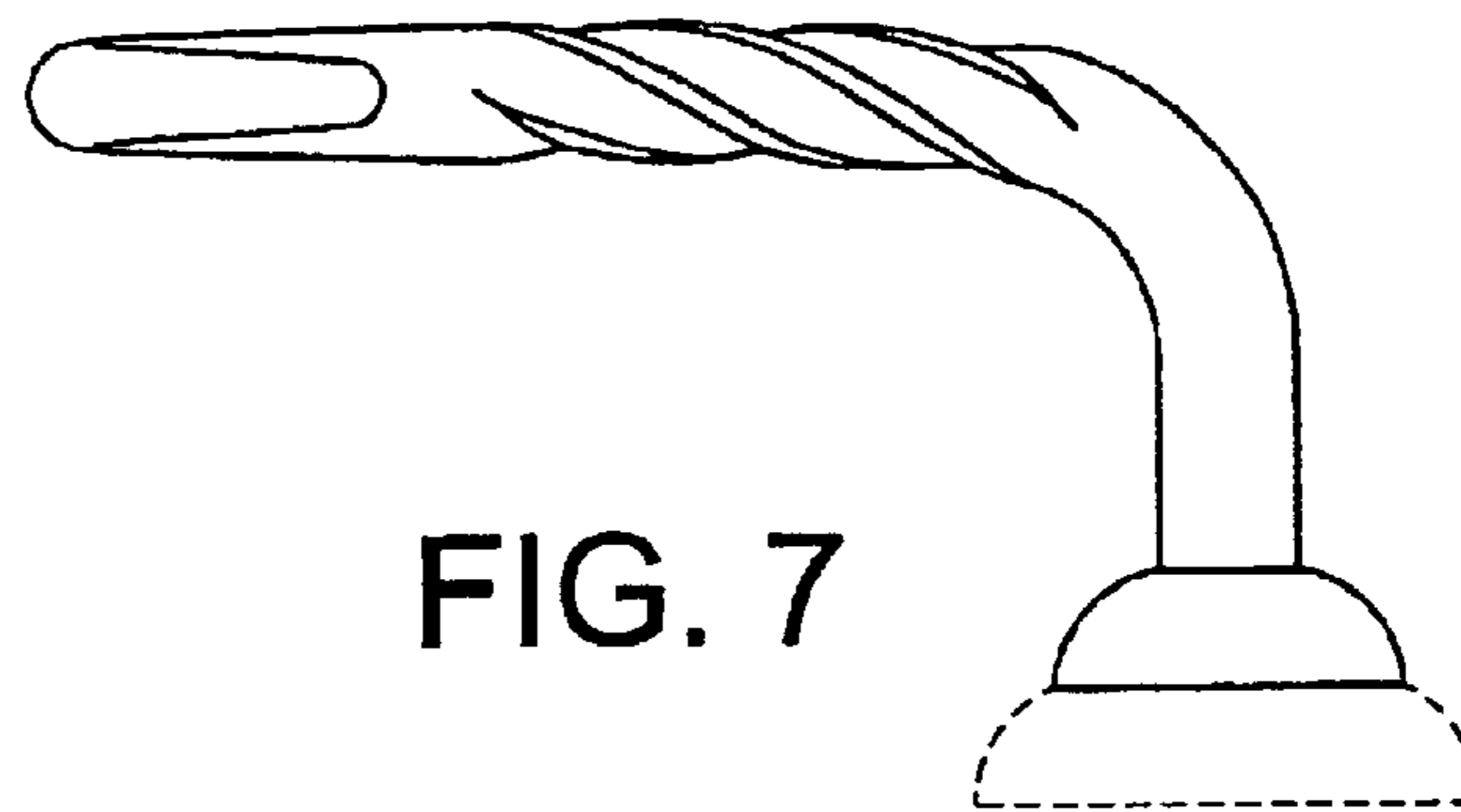


FIG. 7