

US00D507161S

(12) **United States Design Patent**
Ott et al.

(10) **Patent No.:** **US D507,161 S**
(45) **Date of Patent:** **** Jul. 12, 2005**

(54) **OYSTER OPENER**

(76) Inventors: **Jody Ott**, 8408 Char-Augusta Hwy., Bamberg, SC (US) 29003; **Tony Ott**, 5624 Cannon Bridge Rd., Cope, SC (US) 29038; **Tommy Havers**, 204 Lakeshire Dr., Lexington, SC (US) 29073

(**) Term: **14 Years**

(21) Appl. No.: **29/205,266**

(22) Filed: **May 12, 2004**

(51) **LOC (8) Cl.** **07-04**

(52) **U.S. Cl.** **D7/693**

(58) **Field of Search** D7/693, 696; D8/14, D8/16; D32/40, 46; 15/236.01, 236.07; 30/279.2; 452/12, 13, 17, 102, 103

(56) **References Cited**

U.S. PATENT DOCUMENTS

3,237,299	A	*	3/1966	Gibbs	30/123.7
D233,644	S	*	11/1974	Montesi	D7/696
4,617,734	A		10/1986	Parkinson		
D313,923	S		1/1991	Poe, Jr.		
5,216,812	A		6/1993	Lyons		

5,401,208	A		3/1995	Marvin		
5,613,904	A		3/1997	LaSalle et al.		
D379,256	S	*	5/1997	Tipp	D32/46
D387,631	S		12/1997	Thibault		
D400,409	S	*	11/1998	Meyer	D7/693
5,833,526	A	*	11/1998	Berry	452/17
D410,178	S	*	5/1999	Clayson	D8/16

* cited by examiner

Primary Examiner—Terry A. Wallace

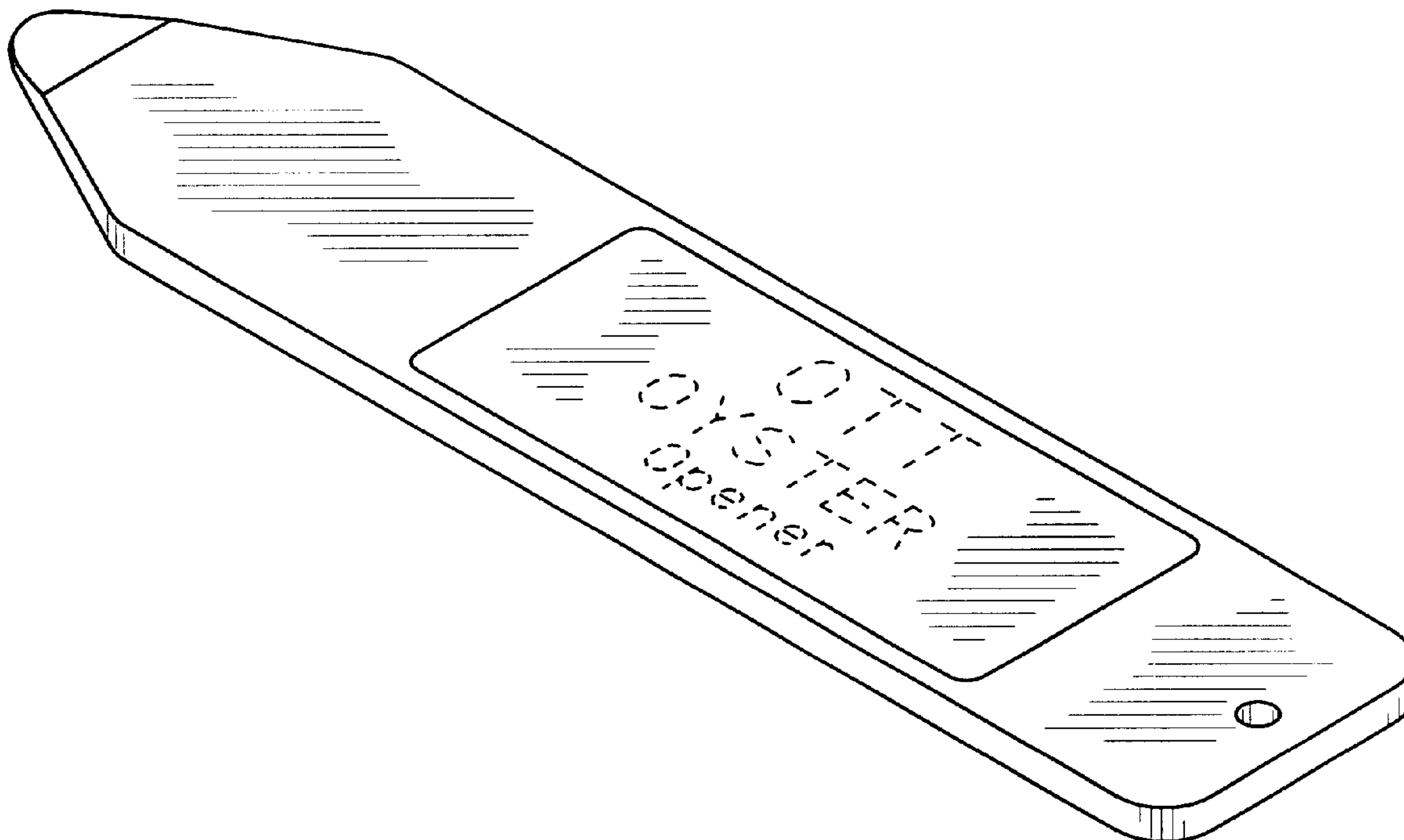
(57) **CLAIM**

The ornamental design for an oyster opener, as shown and described.

DESCRIPTION

FIG. 1 is a bottom plan view of an oyster opener showing my new design;
FIG. 2 is a top plan view thereof;
FIG. 3 is a front elevational view thereof;
FIG. 4 is a rear elevational view thereof;
FIG. 5 is a side elevational view thereof; and,
FIG. 6 is a perspective view thereof.
The broken lines showing indicia are for are for illustrative purposes only and form no part of the claimed design.

1 Claim, 2 Drawing Sheets



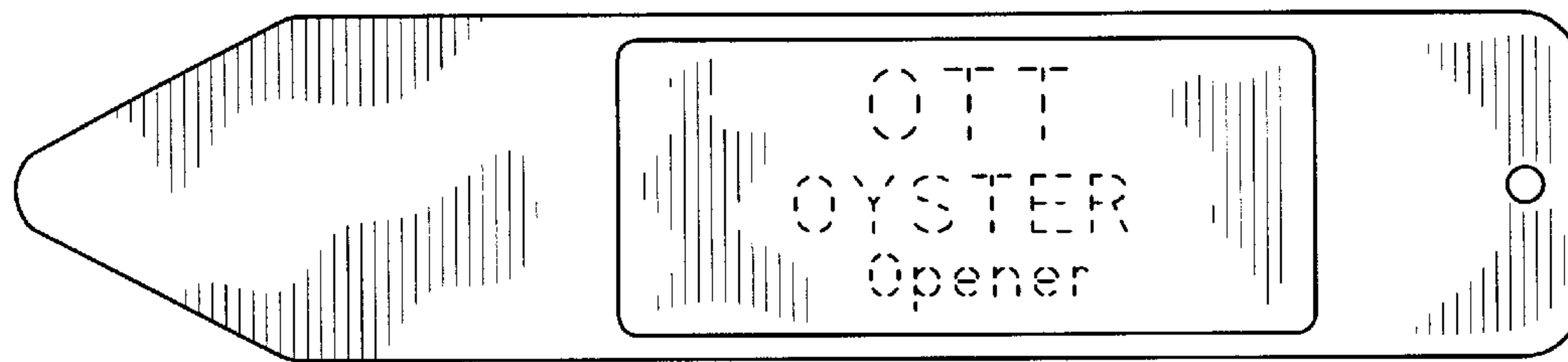


FIG.1

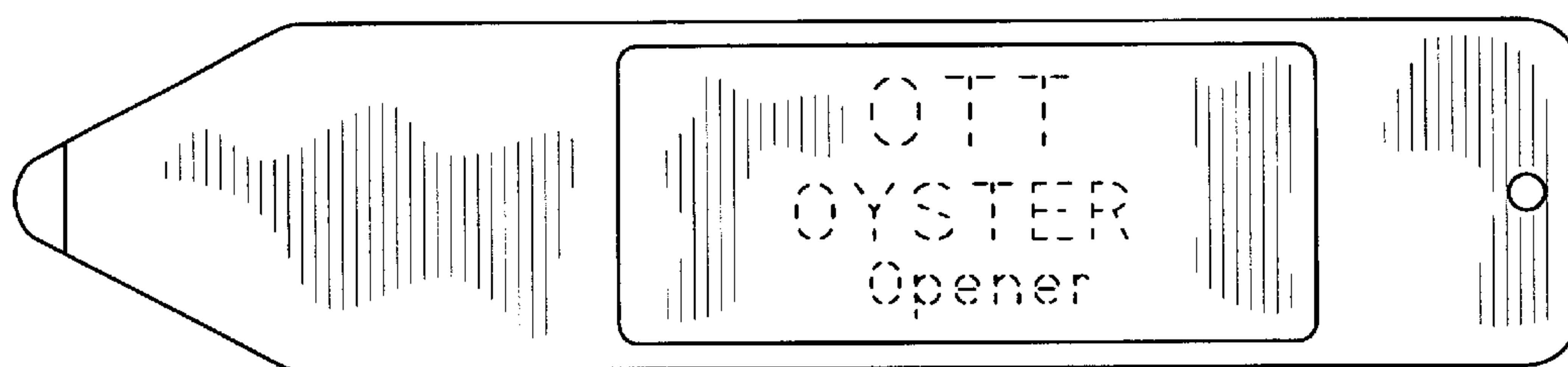


FIG.2

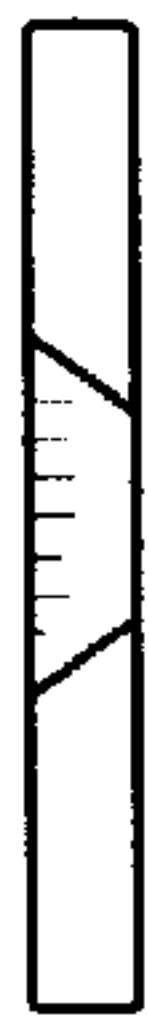


FIG. 3



FIG. 4

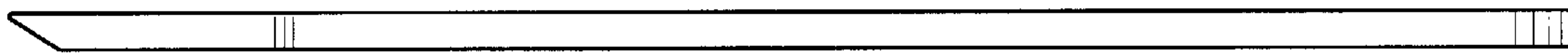


FIG. 5

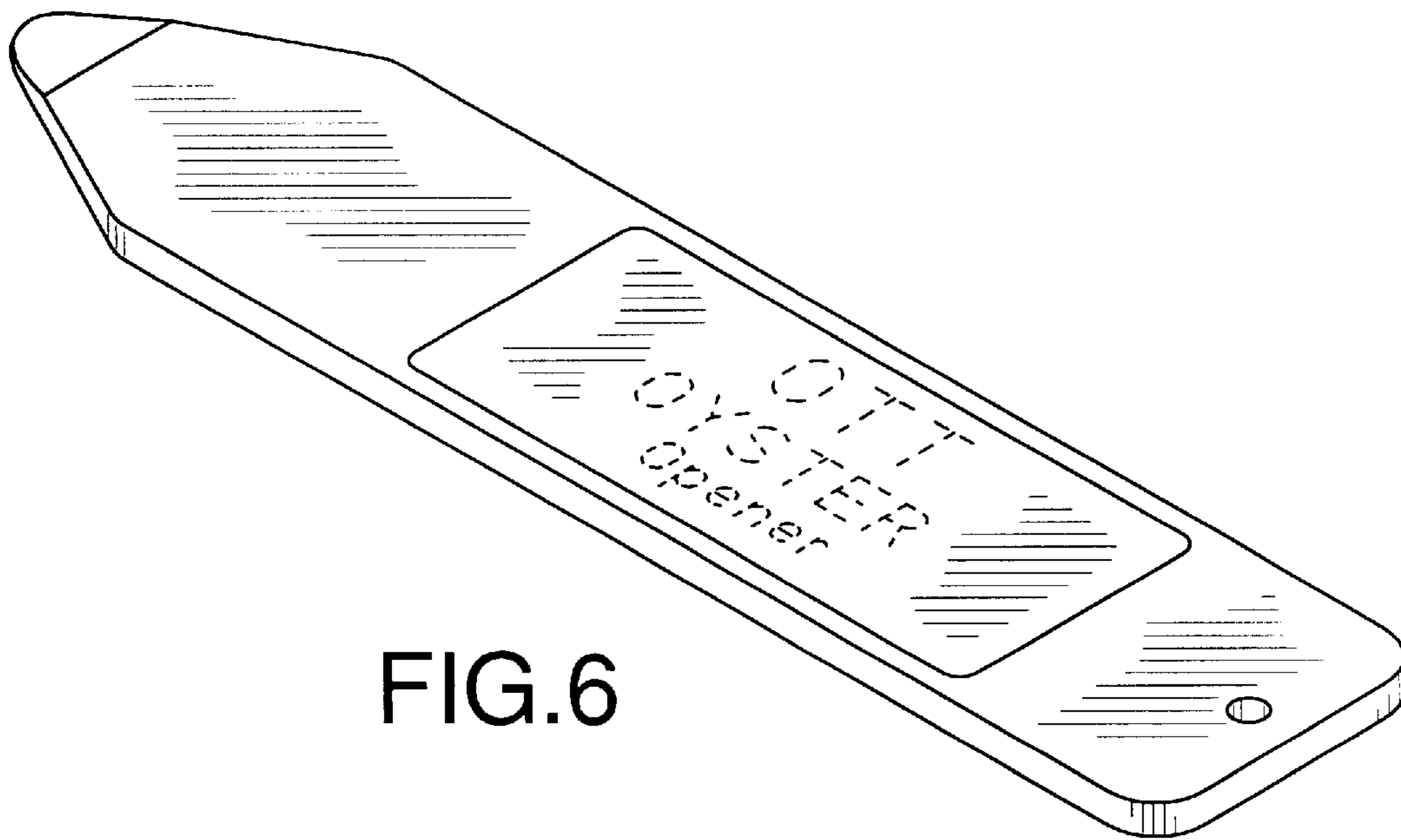


FIG. 6