

US00D507160S

(12) **United States Design Patent**
Bertulis

(10) **Patent No.:** **US D507,160 S**

(45) **Date of Patent:** **** Jul. 12, 2005**

(54) **TONGS**

D253,803 S * 1/1980 Daenen D7/686
D481,915 S * 11/2003 Mezger-Boehringer D7/686

(75) **Inventor:** **Eugenia M. Bertulis**, Seattle, WA (US)

* cited by examiner

(73) **Assignee:** **Progressive International, Inc.**, Kent, WA (US)

Primary Examiner—Terry A. Wallace
(74) *Attorney, Agent, or Firm*—Black Lowe & Graham PLLC

(**) **Term:** **14 Years**

(21) **Appl. No.:** **29/209,604**

(57) **CLAIM**

(22) **Filed:** **Jul. 19, 2004**

The ornamental design for tongs, as shown and described.

(51) **LOC (8) Cl.** **07-06**

DESCRIPTION

(52) **U.S. Cl.** **D7/686**

(58) **Field of Search** D7/682–696, 665–668,
D7/393; 294/1.1, 3, 8.5, 11, 16, 99.1, 99.2,
118, 119

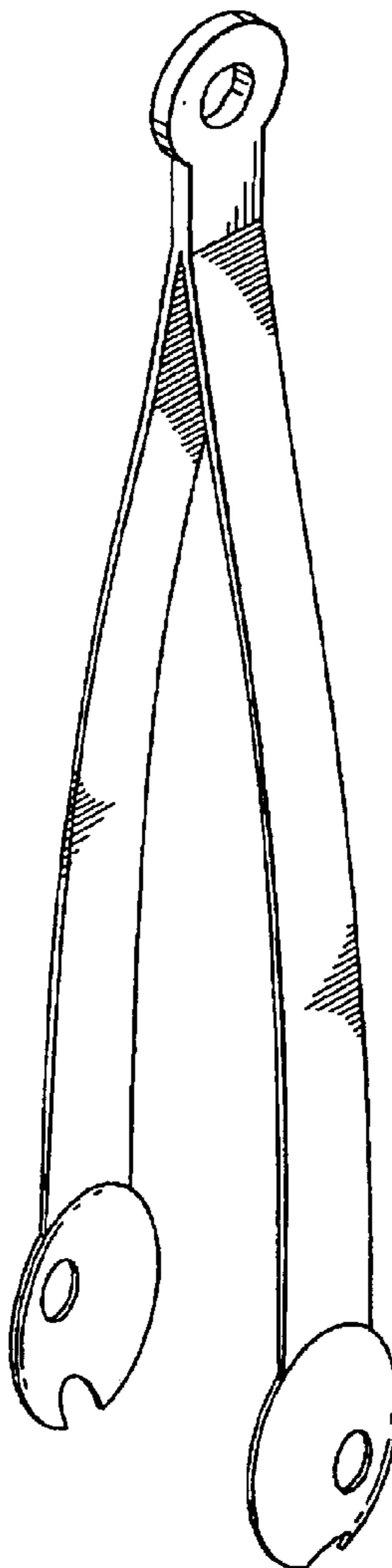
FIG. 1 is a perspective view of the tongs;
FIG. 2 is top view of the tongs;
FIG. 3 is a bottom view of the tongs;
FIG. 4 is a front view of the tongs, the back view being identical; and,
FIG. 5 is a left side view of the tongs, the right side view being identical.

(56) **References Cited**

U.S. PATENT DOCUMENTS

D5,348 S * 11/1871 Ervien D7/686
D101,764 S * 11/1936 Brooks D7/686

1 Claim, 1 Drawing Sheet



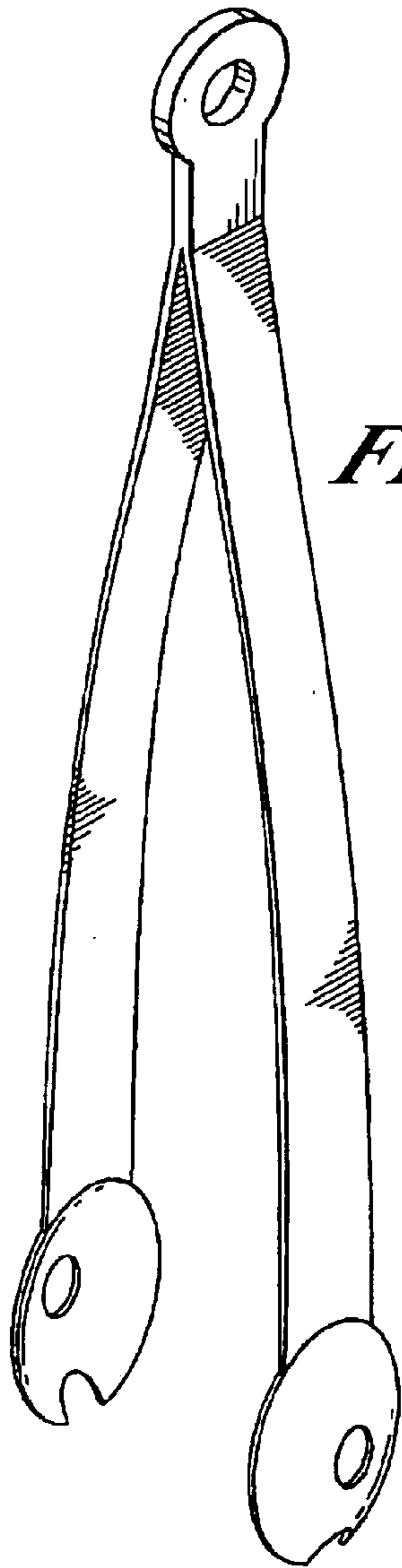


FIG. 1

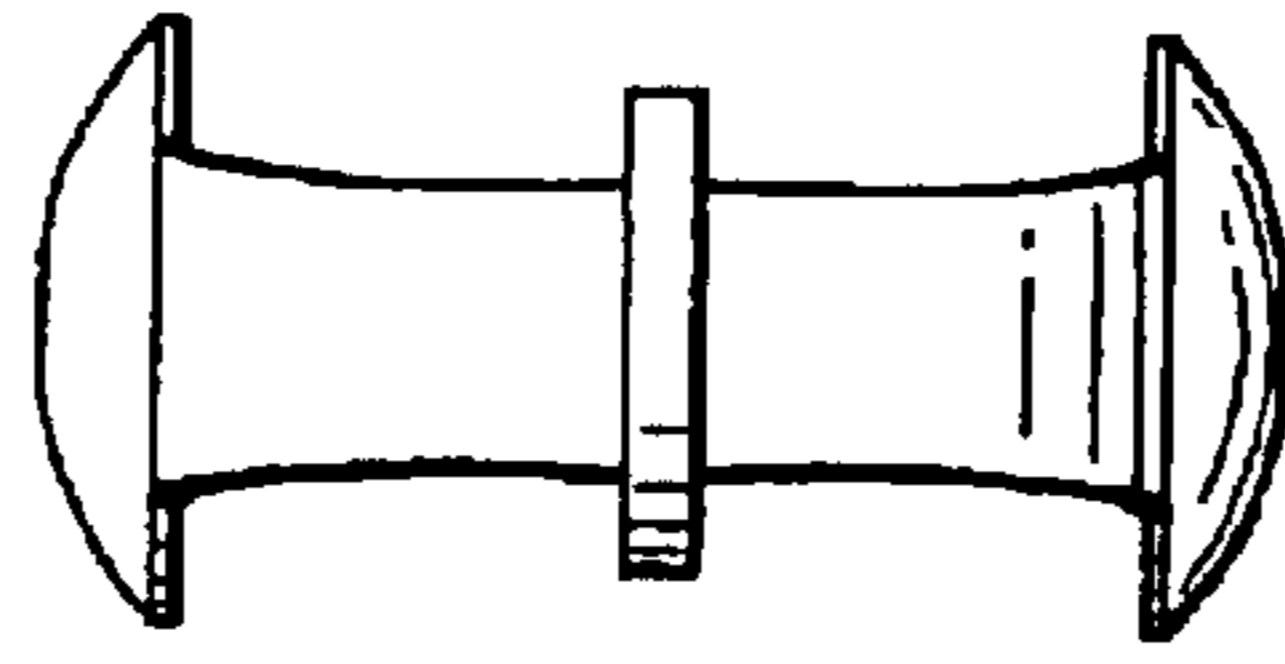


FIG. 2

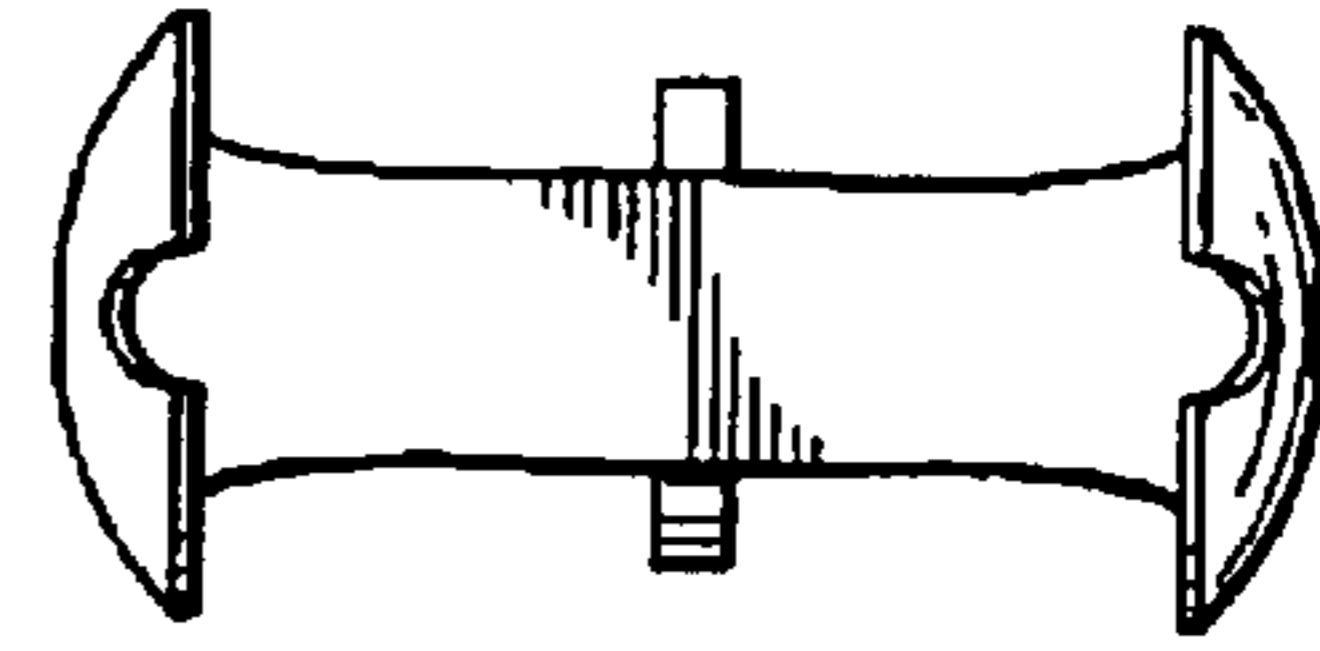


FIG. 3

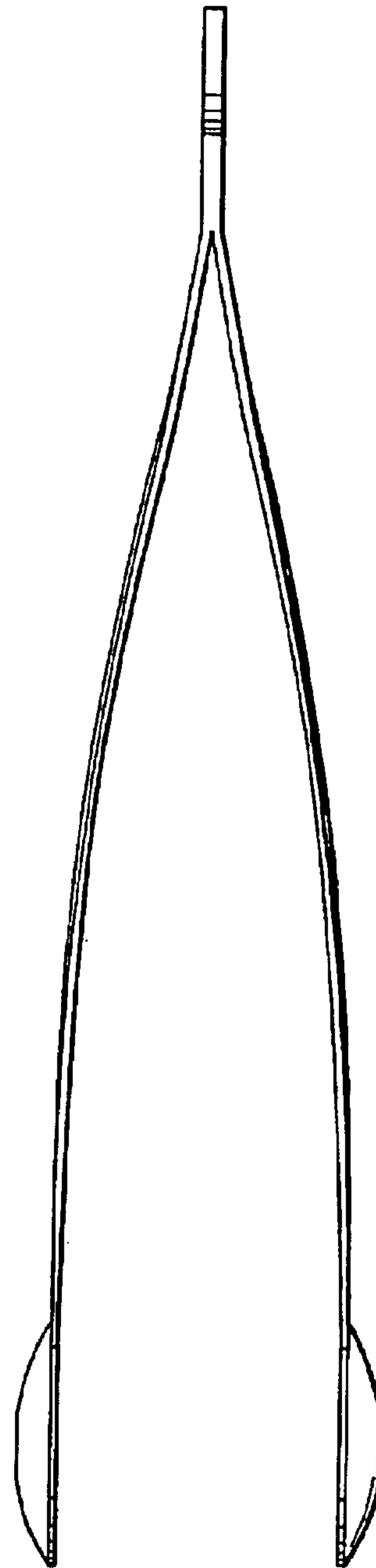


FIG. 4

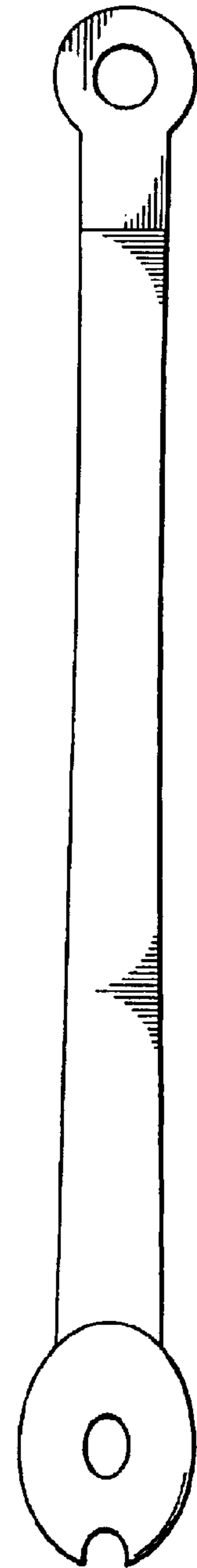


FIG. 5