

US00D507143S

(12) **United States Design Patent**
Thrasher

(10) **Patent No.:** **US D507,143 S**

(45) **Date of Patent:** **** Jul. 12, 2005**

(54) **HEADREST CUSHION**

(76) **Inventor:** **Richard A. Thrasher**, 111 Trident Ct.,
Anderson, SC (US) 29621

(**) **Term:** **14 Years**

(21) **Appl. No.:** **29/212,901**

(22) **Filed:** **Sep. 10, 2004**

(51) **LOC (8) Cl.** **06-13**

(52) **U.S. Cl.** **D6/611**

(58) **Field of Search** D6/334, 335, 356,
D6/366, 500, 595, 610, 611; D12/133, 401;
5/490, 622, 636, 637, 673; 150/154, 158,
901; 297/218.5, 219.1, 223, 224, 225, 228.1,
228.11, 228.12, 228.13, 229

(56) **References Cited**

U.S. PATENT DOCUMENTS

5,707,107 A * 1/1998 Melone 297/229

6,067,777 A * 5/2000 Stoll 297/219.1
6,256,818 B1 * 7/2001 Hughes 5/490
D447,902 S * 9/2001 Black D6/610
D492,154 S * 6/2004 Martial D6/611
2003/0015899 A1 * 1/2003 Clay 297/219.1

* cited by examiner

Primary Examiner—Louis S. Zarfaz

Assistant Examiner—Monica A Weingart

(74) *Attorney, Agent, or Firm*—Richard L. Mikesell

(57) **CLAIM**

The design for a headrest cushion, as shown and described.

DESCRIPTION

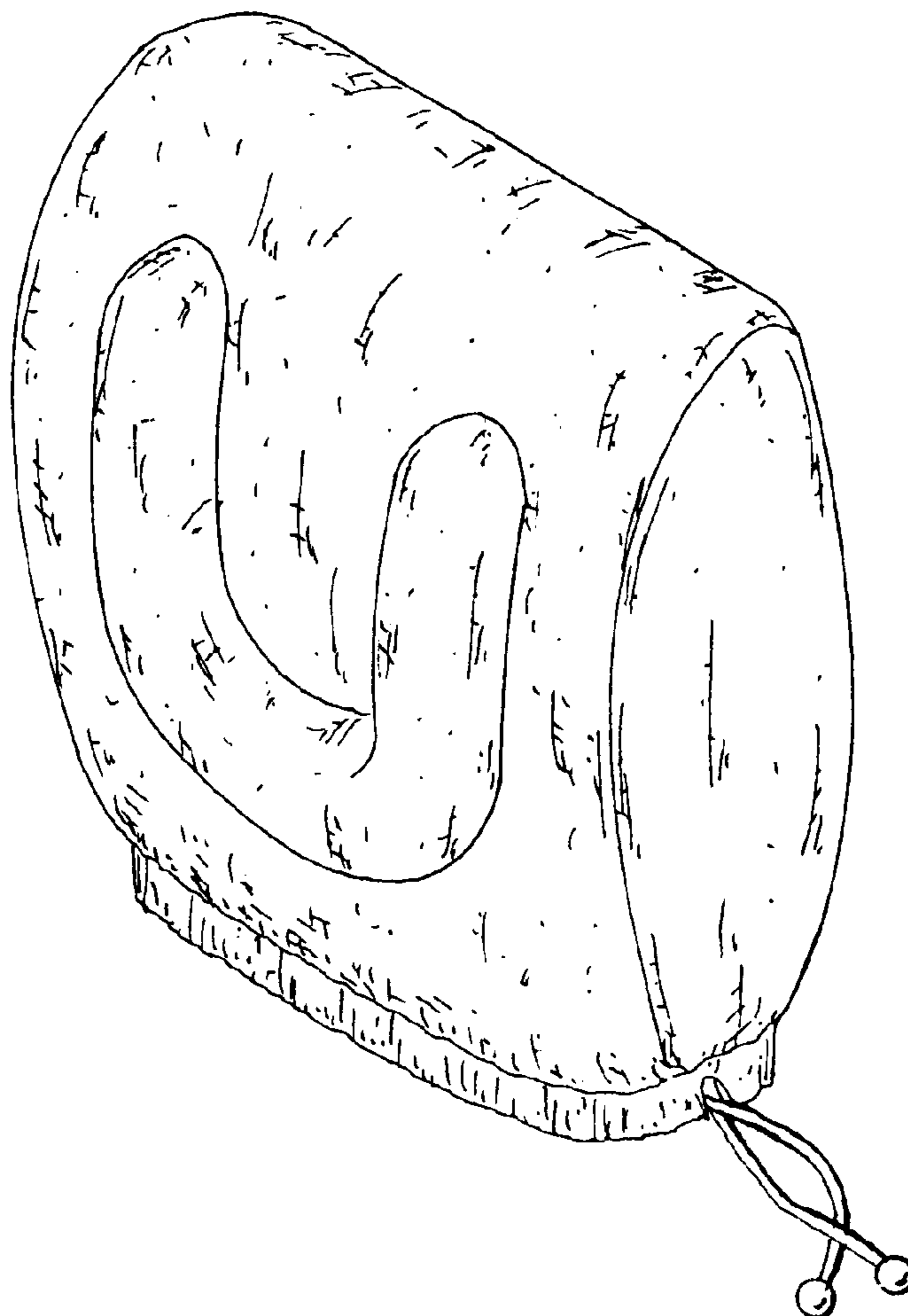
FIG. 1 is a top right perspective view of a headrest cushion showing my new design;

FIG. 2 is a rear elevational view;

FIG. 3 is a left side elevational view; and,

FIG. 4 is a bottom plan view thereof.

1 Claim, 1 Drawing Sheet



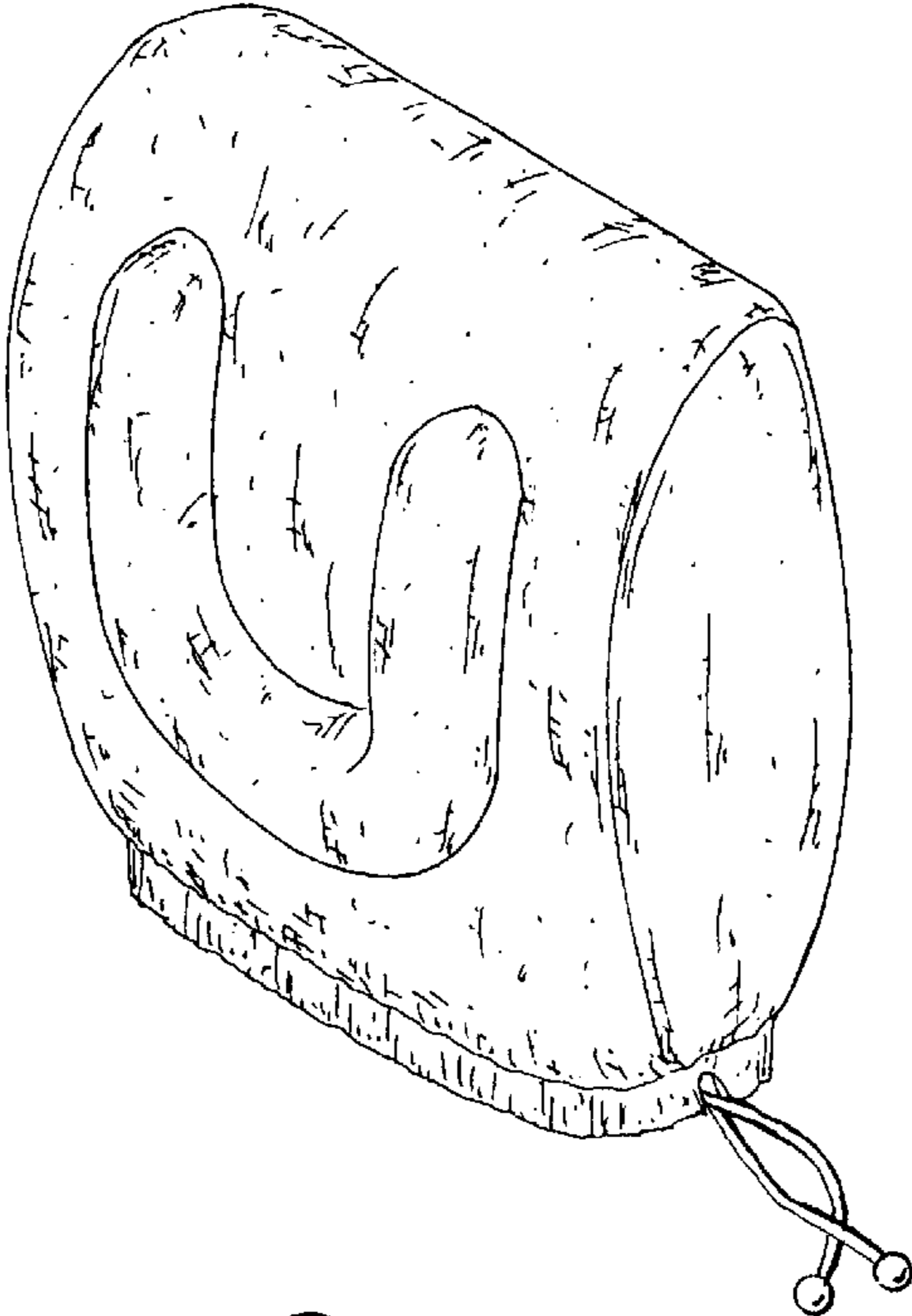


FIG. 1

FIG. 2

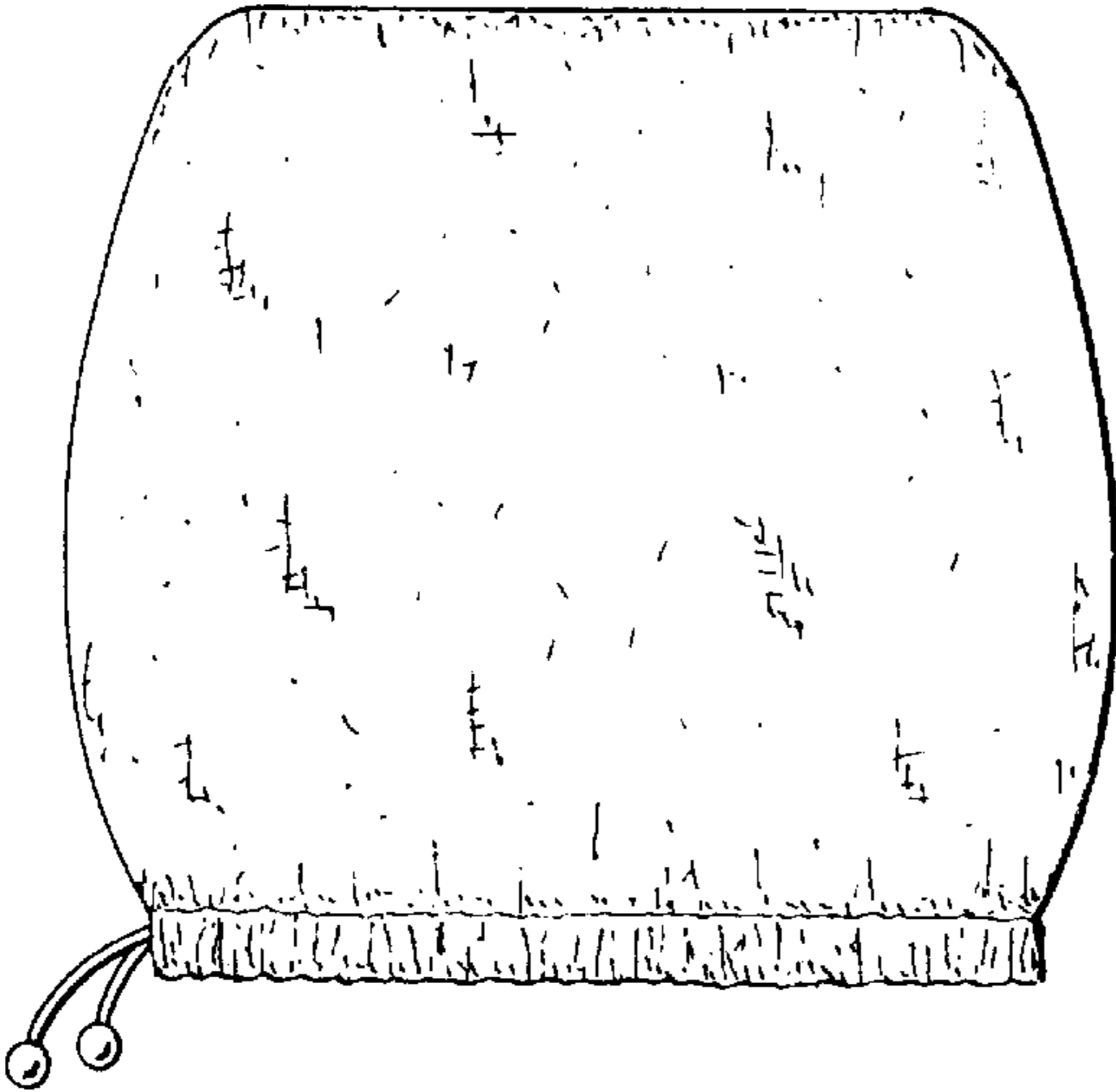


FIG. 3



FIG. 4

