



US00D507136S

(12) **United States Design Patent**
Brown et al.

(10) **Patent No.: US D507,136 S**
(45) **Date of Patent: ** Jul. 12, 2005**

(54) **POT RACK**

(75) Inventors: **Jeannie Brown**, Overland Park, KS
(US); **Frederic Zurcher**, Overland
Park, KS (US)

(73) Assignee: **Chevro International, Inc.**, Lenexa,
KS (US)

(**) Term: **14 Years**

(21) Appl. No.: **29/206,642**

(22) Filed: **Jun. 2, 2004**

(51) **LOC (8) Cl.** **06-06**

(52) **U.S. Cl.** **D6/513**

(58) **Field of Search** D6/512-514, 566;
211/13.1, 70.1, 70.6, 113, 71.01, 86.01,
119; 248/200, 302, 309.1, 317, 318, 339,
340, 343

(56) **References Cited**

U.S. PATENT DOCUMENTS

4,714,166 A * 12/1987 Hann et al. 211/113

D392,133 S * 3/1998 Chen D6/513
D406,972 S * 3/1999 McCoy D6/513
D408,666 S * 4/1999 Sorensen et al. D6/513
D455,922 S * 4/2002 Rafoth et al. D6/513
D468,942 S * 1/2003 Rafoth et al. D6/513
D469,286 S * 1/2003 Rafoth et al. D6/513

* cited by examiner

Primary Examiner—Brian N Vinson

(74) *Attorney, Agent, or Firm*—Chase Law Firm, L.C.

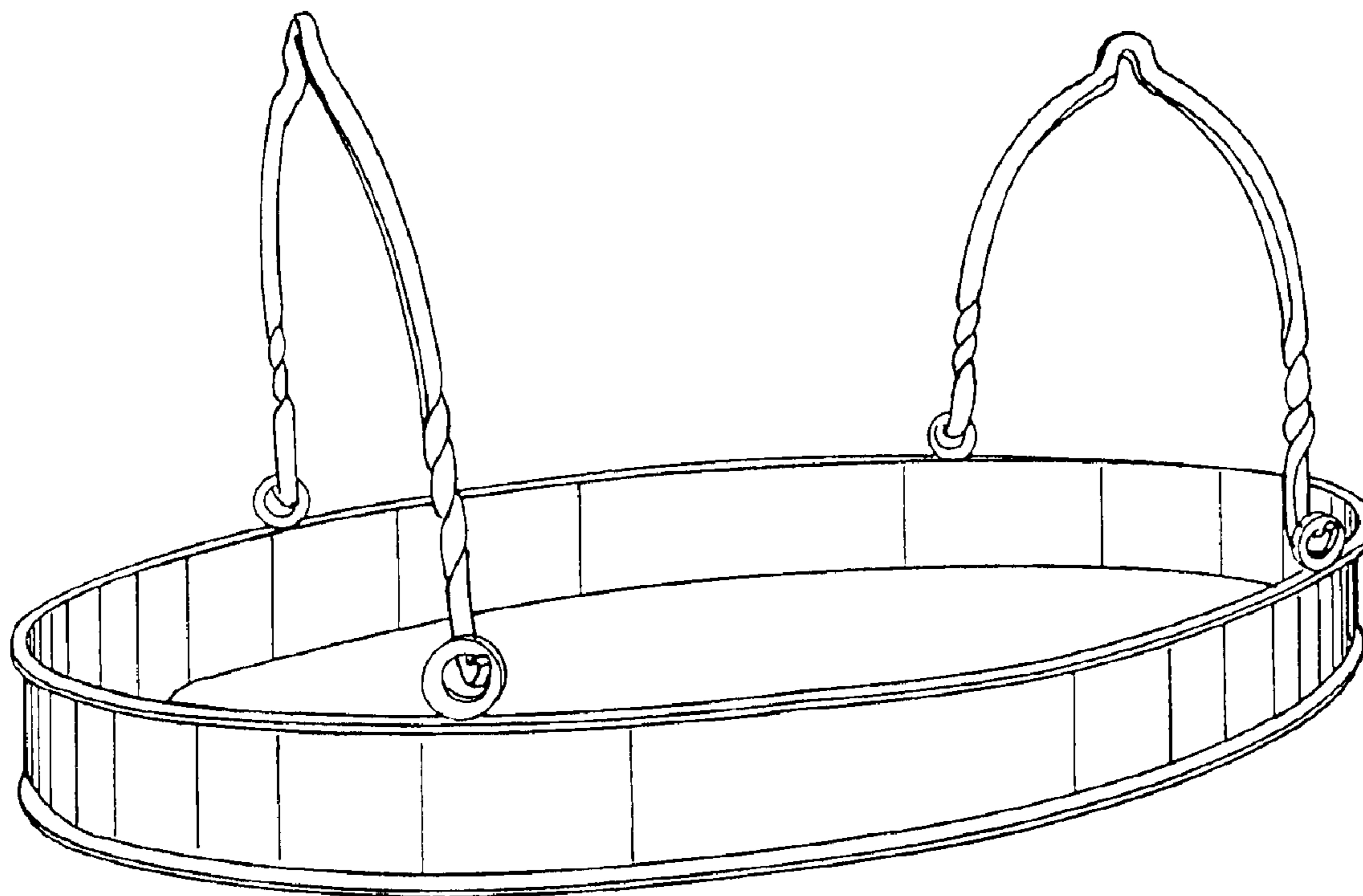
(57) **CLAIM**

The ornamental design for a pot rack, as shown and described.

DESCRIPTION

FIG. 1 is a front view showing our new design, the rear view being basically a mirror image thereof;
FIG. 2 is a top view showing our new design, the bottom view being basically a mirror image thereof;
FIG. 3 is a left side view showing our new design, the right side view being basically a mirror image thereof; and,
FIG. 4 is a perspective view showing our new design.

1 Claim, 2 Drawing Sheets






Fig. 1

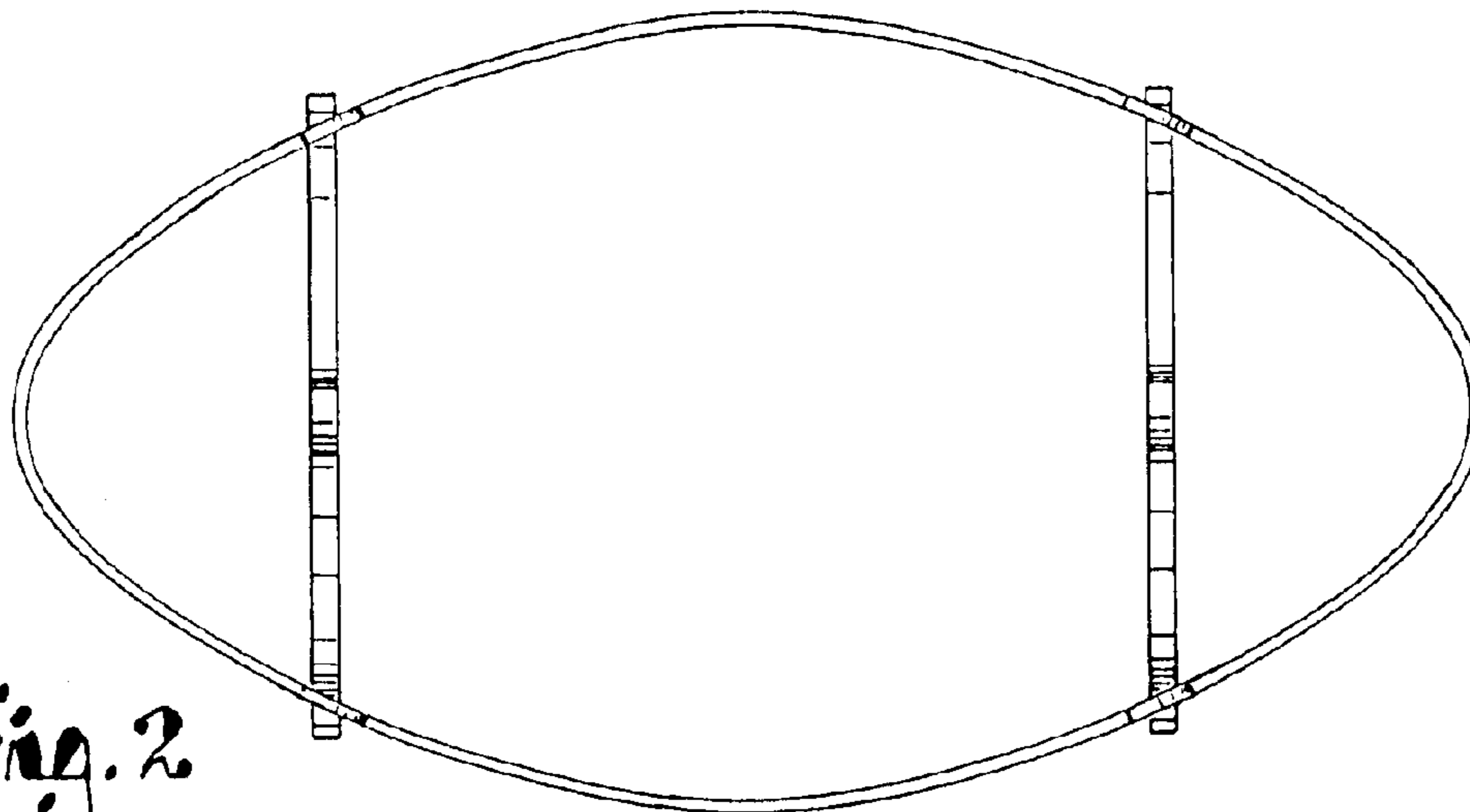


Fig. 2




Fig. 3

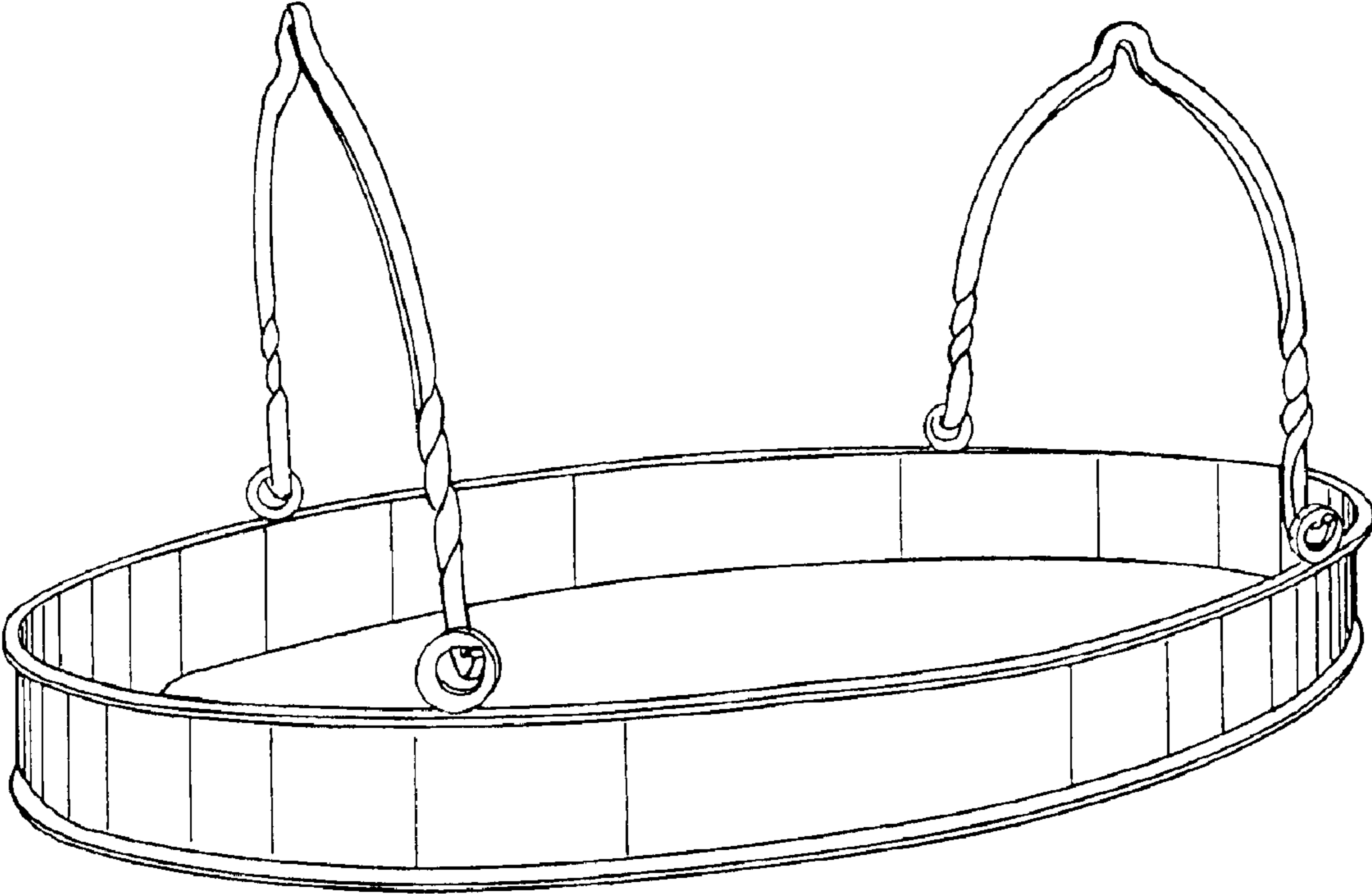


Fig. 4