

US00D507114S

(12) **United States Design Patent**
Seifert et al.

(10) **Patent No.:** **US D507,114 S**
(45) **Date of Patent:** **** Jul. 12, 2005**

- (54) **TUFTING FOR A TOOTHBRUSH HEAD**
- (75) Inventors: **Cornelia Seifert**, Lautertal (DE); **Björn Kling**, Frankfurt am Main (DE); **Duy Phong Vu**, Frankfurt am Main (DE); **Petra Ansari**, Eschborn (DE); **Conrad Berghammer**, Oestrich-Winkel (DE); **Andreas Birk**, Bad Homburg (DE); **Gerhard Finger**, Schmitten (DE); **Manfred Klawuhn**, Frankfurt am Main (DE); **Joachim Klimeck**, Neu-Anspach (DE); **Joachim Wilhelm**, Frankfurt am Main (DE)

- D454,252 S 3/2002 Lee
- D456,998 S 5/2002 Blaustein et al.
- D459,892 S 7/2002 Eliav et al.
- D480,214 S 10/2003 Kling et al.

FOREIGN PATENT DOCUMENTS

DE	40010641.8	11/2000	
DE	40209177.9	2/2003	
JP	2002191436 A *	7/2002 A46B/9/04
WO	WO01/21034	3/2001	
WO	WO01/43584	6/2001	
WO	WO 200245617 A1 *	6/2002 A61C/17/26

* cited by examiner

- (73) Assignee: **The Gillette Company**, Boston, MA (US)

Primary Examiner—Alan P. Douglas
Assistant Examiner—Lavone D. Tabor
 (74) *Attorney, Agent, or Firm*—Fish & Richardson P.C.

- (**) Term: **14 Years**

(57) **CLAIM**

- (21) Appl. No.: **29/201,279**

The ornamental design for a tufting for a toothbrush head, as shown and described.

- (22) Filed: **Mar. 11, 2004**

DESCRIPTION

- (30) **Foreign Application Priority Data**

Sep. 19, 2003 (WO) DM/064 344

- (51) **LOC (8) Cl.** **04-02**

- (52) **U.S. Cl.** **D4/104**

- (58) **Field of Search** D4/104–112, 132, D4/134, 138; 15/110, 159.1, 167.1, 167.2, 207.2, DIG. 5; 132/308

FIG. 1 is a perspective view of a tufting for a toothbrush head showing the new design;
 FIG. 2 is a top plan view of the tufting for a toothbrush head of FIG. 1;
 FIG. 3 is a front view of the tufting for a toothbrush head of FIG. 1;
 FIG. 4 is a bottom plan view of the tufting for a toothbrush head of FIG. 1;
 FIG. 5 is a rear view of the tufting for a toothbrush head of FIG. 1; and,
 FIG. 6 is a side view of the tufting for a toothbrush head, the other side view being a mirror image thereof.
 The broken lines are environmental and are for illustrative purposes only and do not form part of the claimed design.

- (56) **References Cited**

U.S. PATENT DOCUMENTS

4,396,238 A	8/1983	Torruella	
D273,635 S *	5/1984	Stocchi D4/104
D432,312 S	10/2000	Blaustein et al.	
D434,563 S *	12/2000	Lim et al. D4/104
D450,929 S	11/2001	Angelini et al.	

1 Claim, 1 Drawing Sheet

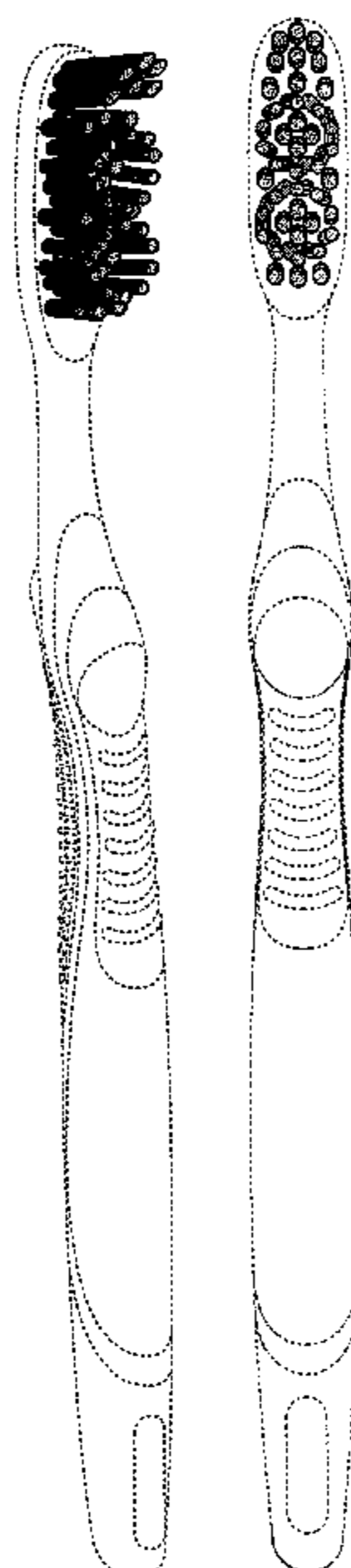


FIG. 1

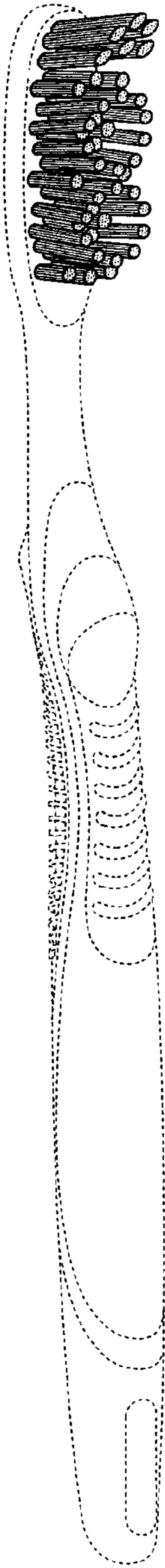


FIG. 2




FIG. 3

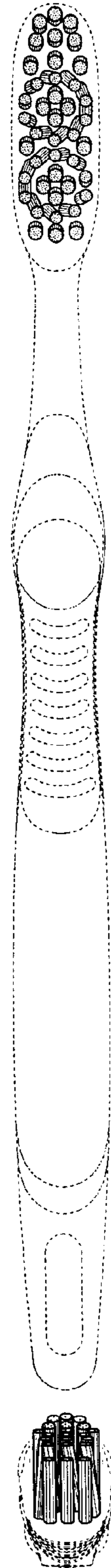


FIG. 5

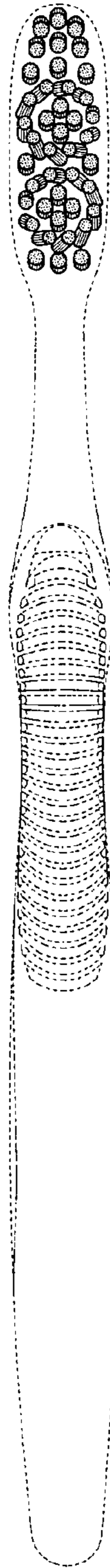


FIG. 6

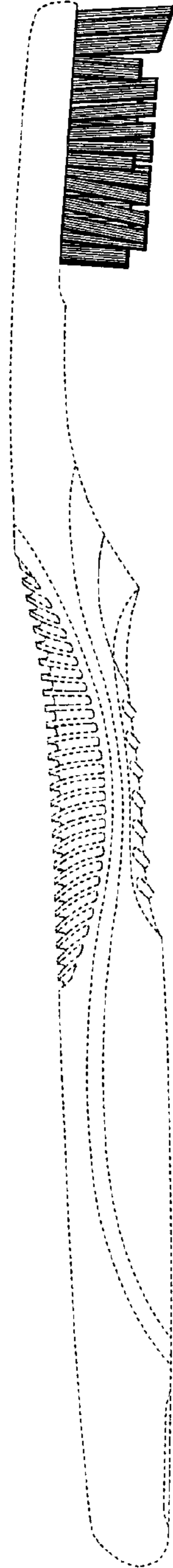


FIG. 4

