

US00D507106S

(12) **United States Design Patent** (10) **Patent No.:** **US D507,106 S**
Lyle (45) **Date of Patent:** **** Jul. 12, 2005**

(54) **TOOL BELT**

(76) **Inventor:** **Stuart Lyle**, 3616 Voager Cir., San Diego, CA (US) 92130

(**) **Term:** **14 Years**

(21) **Appl. No.:** **29/207,423**

(22) **Filed:** **Jun. 14, 2004**

(51) **LOC (8) Cl.** **03-01**

(52) **U.S. Cl.** **D3/228**

(58) **Field of Search** D3/228, 215, 224, D3/226, 221; 224/218-219, 222-224, 267, 661-666, 677, 682-684, 240, 576; 206/372-374

(56) **References Cited**

U.S. PATENT DOCUMENTS

3,212,690 A	10/1965	Green	224/576
4,303,187 A	12/1981	Berman	224/222
4,828,154 A	5/1989	Clifton, Jr.	224/253
4,848,624 A	7/1989	Clem	224/222
D313,121 S	12/1990	Dise	D3/228
5,215,238 A *	6/1993	Baruch	224/661
5,445,303 A	8/1995	Cawile, Jr.	224/222
D367,356 S	2/1996	Brown, Jr.	D3/226
5,511,703 A	4/1996	Ryerson	224/224
5,568,889 A	10/1996	Holloway, Jr. et al.	224/661
D397,549 S	9/1998	Edwards	D3/215
D435,338 S	12/2000	DiLorenzo	D3/226
D447,864 S	9/2001	Casparian	D3/218
6,446,852 B1	9/2002	Sorensen et al.	224/661
D482,524 S *	11/2003	Cabrera et al.	D3/228

2002/0084299 A1	7/2002	Sorensen et al.	224/661
2003/0213827 A1 *	11/2003	Langmuir	224/661
2004/0035900 A1 *	2/2004	Cragg	224/661

* cited by examiner

Primary Examiner—Catherine R. Oliver

(74) *Attorney, Agent, or Firm*—Wolff and Samson PC

(57) **CLAIM**

What is claimed is the ornamental design for a tool belt, as shown and described.

DESCRIPTION

FIG. 1 is a perspective view of a tool belt being worn by a person, with the dashed lines showing the outline of a person wearing the tool belt for illustrative purposes only and forming no part of the claimed design;

FIG. 2 is a front view thereof;

FIG. 3 is a rear view thereof;

FIG. 4 is a left side view thereof;

FIG. 5 is a right side view thereof;

FIG. 6 is a top view thereof;

FIG. 7 is a bottom view thereof;

FIG. 8 is a front view of an alternate embodiment of the tool belt of the present invention; and,

FIG. 9 is a perspective view of the embodiment of the tool belt of the present invention shown in FIG. 8 being worn by a person, with the dashed lines showing the outline of a person wearing the tool belt for illustrative purposes only and forming no part of the claimed design.

1 Claim, 7 Drawing Sheets

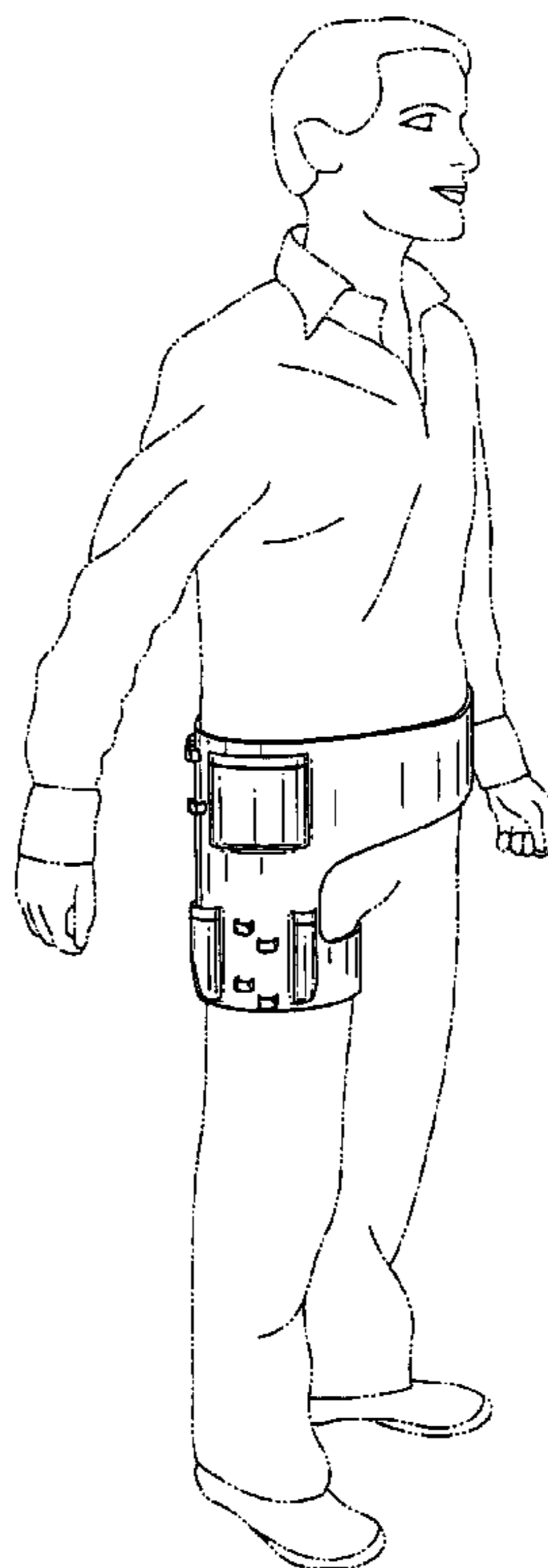


FIG. 1

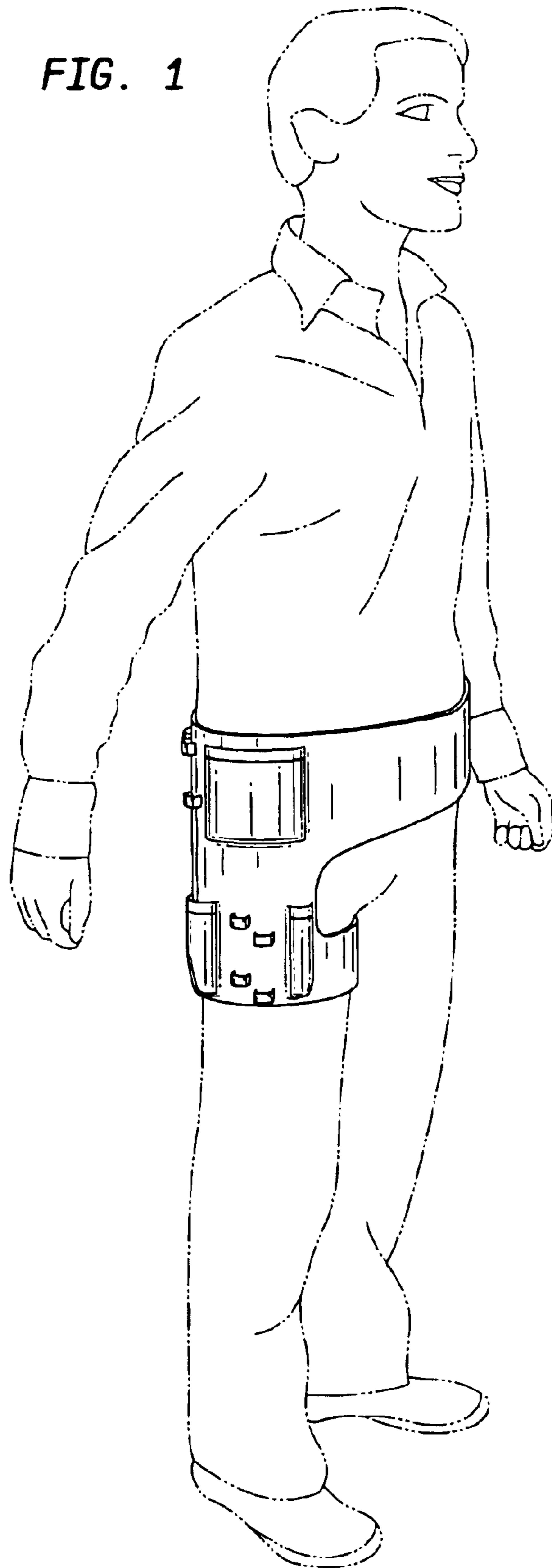


FIG. 2

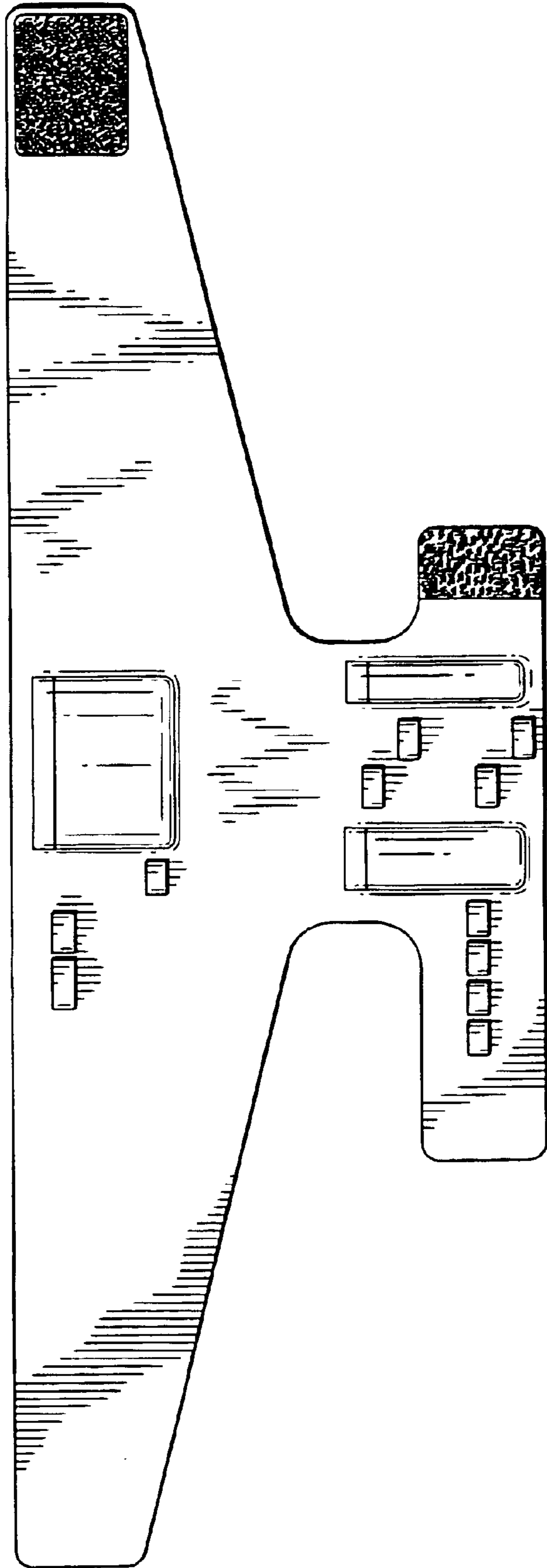


FIG. 3

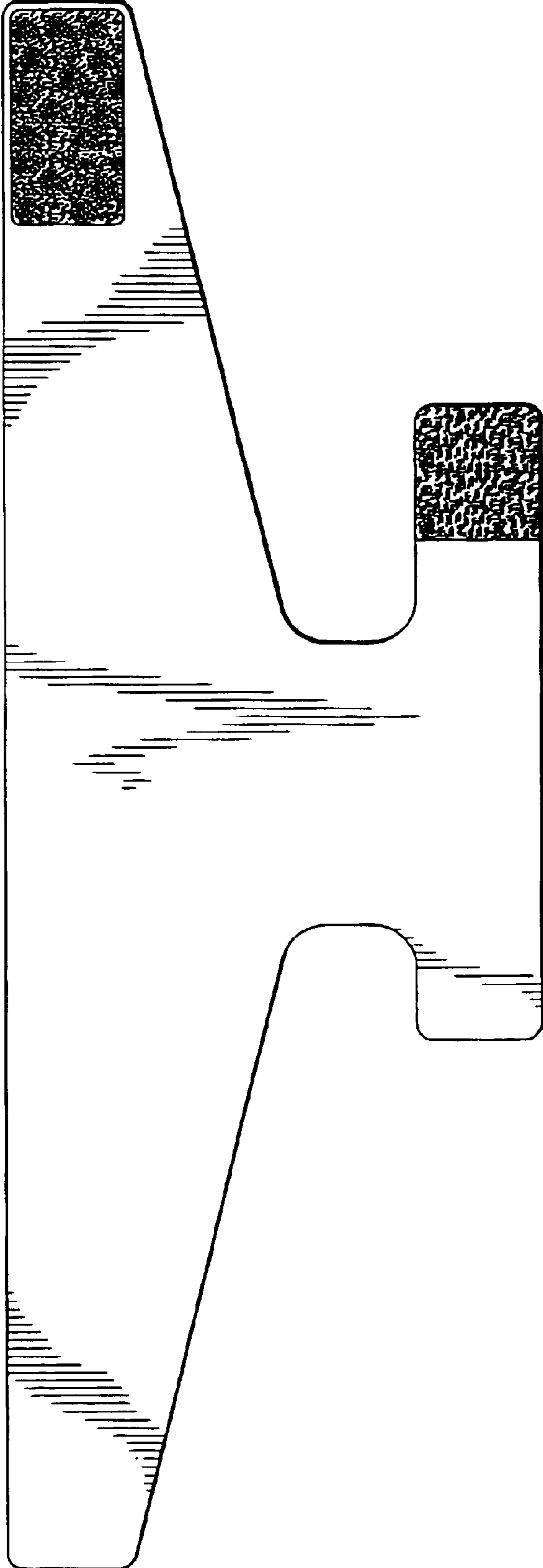


FIG. 4

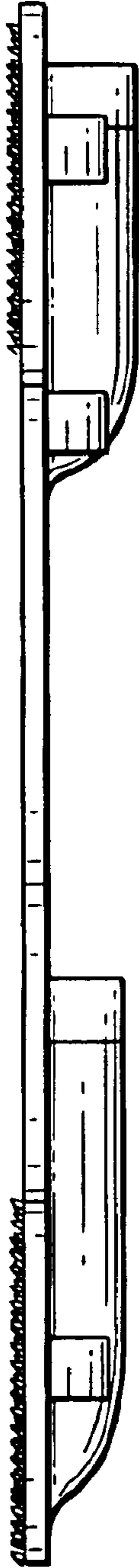


FIG. 5

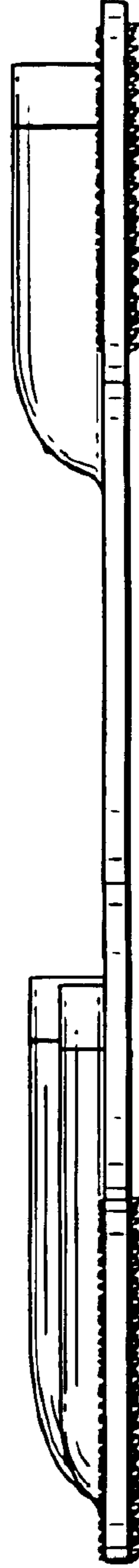


FIG. 6



FIG. 7



FIG. 8

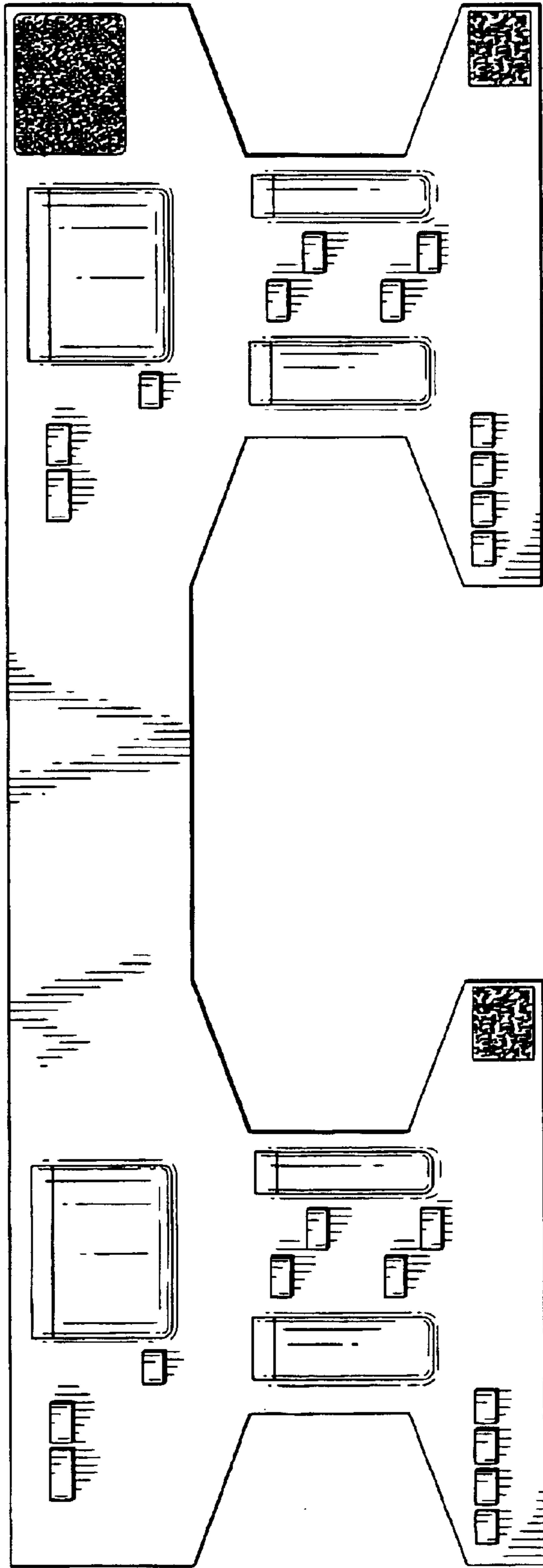


FIG. 9

